

DOLCE VITA — NUMARINE



Builder: NUMARINE

Year Built: 2016

Model: Motor Yacht

Price: PRICE ON APPLICATION

Location: Thailand

LOA: 106' 8" (32.50m)

Beam: 22' 0" (6.68m)

Min Draft: 4' 0" (1.20m)

Max Draft: 6' 5" (1.93m)

Cruise Speed: 26 Kts. (30 MPH)

Max Speed: 30 Kts. (35 MPH)

Our experienced yacht broker, Andrey Shestakov, will help you choose and buy a yacht that best suits your needs **Dolce Vita — NUMARINE** from **our catalogue**. Presently, at **Shestakov Yacht Sales Inc.**, we have a wide variety of yachts available on **our sale's list**. We also work in close contact with all the big **yacht manufacturers** from all over the world.

If you would like to buy a yacht **Dolce Vita — NUMARINE** or would like help answering any questions concerning purchasing, selling or chartering a yacht, please call **+1(954)274-4435**

TABLE OF CONTENTS

TABLE OF CONTENTS	2
SPECIFICATIONS	3
Overview	3
Basic Information	3
Dimensions	3
Speed, Capacities and Weight	3
Accommodations	4
Hull and Deck Information	4
DETAILED INFORMATION	5
INTRODUCTION	5
ACCOMMODATIONS	5
KEY FEATURES	5
CONSTRUCTION	5
DECK	6
INTERIORS	9
ELECTRICAL SYSTEM	17
UNDERWATER GEAR	19
SYSTEMS	20
MISCELLANEOUS	21
Exclusions	21
Disclaimer	22
PHOTOS	23
CONTACTS	26
Contact details	26
Telephones	26
Office hours	26
Address	26

SPECIFICATIONS

Overview

Sensational Numarine 105 Hard top sports yacht with beautiful lines, scintillating performance and an elegantly sophisticated interior, with a touch of Zen and hints of Armani Casa. The cleverly designed flybridge provides the best of both worlds and there are plenty of alfresco spaces for entertaining guests. A must inspect for new vessel buyers.

Basic Information

Category: Motor Yacht

Model Year: 2017

Year Built: 2016

Country: Thailand

Vessel Top: Hardtop

Fly Bridge: Yes

Dimensions

LOA: 106' 8" (32.50m)

LWL: 99' 10" (30.40m)

Beam: 22' 0" (6.68m)

Min Draft: 4' 0" (1.20m)

Max Draft: 6' 5" (1.93m)

Speed, Capacities and Weight

Cruise Speed: 26 Kts. (30 MPH)

Cruise Speed Range: 500

Max Speed: 30 Kts. (35 MPH)

Displacement: 216053.0167 Pounds

Gross Tonnage: 86 Pounds

Water Capacity: 634.0129 Gallons

Fuel Capacity: 3354.985 Gallons

Accommodations

Total Cabins: 4

Total Berths: 5

Sleeps: 8

Total Heads: 5

Crew Cabin: 3

Crew Berths: 4

Crew Sleeps: 5

Crew Heads: 2

Hull and Deck Information

Hull Material: GRP

Deck Material: GRP

Hull Configuration: Deep Vee

Hull Finish: Stainless Steel

Hull Designer: Umberto Tagliavini

Exterior Designer: Can Yalman

Interior Designer: Can Yalman

DETAILED INFORMATION

INTRODUCTION

Sensational Numarine 105 Hard top sports yacht with beautiful lines, excellent performance and an elegantly sophisticated interior, with a touch of Zen and hints of Armani Casa. The cleverly designed flybridge provides the best of both worlds and there are plenty of alfresco spaces for entertaining guests. A must inspect for looking for readtunrity flybridge motor yacht.

ACCOMMODATIONS

Dolce Vita's interior layout sleeps up to 8 guests in 4 rooms, including a master suite, 2 VIP staterooms, 1 double cabin and 1 twin cabin. She is also capable of carrying up to 4 crew onboard to ensure a relaxed luxury yacht experience. Timeless styling, beautiful furnishings and sumptuous seating feature throughout to create an elegant and comfortable atmosphere.

Dolce Vita's impressive leisure and entertainment facilities make her the ideal charter yacht for socialising and entertaining with family and friends.

KEY FEATURES

- Customised for maximum fun and comfort
- Salon/ Aft deck can be one inside / outside entertainment area
- Separate flybridge and foredeck seating areas for privacy or outside cinema set up
- Beautifully contemporary designed and appointed interior with much light and views
- Professional Kichen to provide gourmet food to the guests
- Convertible cabin for multifunctional use
- 4 ensuite Cabins for 8 guests in ultimate comfort
- Up to 6 crew in 3 cabins
- Excellent charter potential
- Reliable twin Caterpillar C32 are economical to run and provide 30 knots plus speed
- Large garage for watersports toys and hydraulically lowered swim platform
- Zero speed stabilised

CONSTRUCTION

Vacuum assisted infusion technique with PVC foam, unidirectional and multiaxial E-glass

with vinylester resin

Scantling and structural FEA calculations completed by HIGH MODULUS

Hull is stiffened with longitudinal stringers supported by transverse bulkheads and floors

All gel coated hull and superstructure (optional painted hull)

All interior partition bulkheads are of PVC foam or lightweight material cored veneered plywood

DECK

Teak laid side decks and foredeck, Flying Helm stairway and cockpit floor Hydraulic passerelle

Fittings all in stainless steel

Two pair of bow cleats and fairleads

Two pair of stern cleats and fairleads

Pulpit and side rails

Twin stainless steel anchor pockets with anchor stop

Twin 150kg anchors with 140m 14mm chain {galvanized}

Twin hydraulic windlass and capstan with foredeck and dual station controls Chain locker and fender stowage

Pantograph windscreen wipers and washers

Port and starboard fuel filler

Fresh water filler

Ensign staff and socket

Foredeck sun bed with cushions

Foredeck seat with cushions

Bow rope stowage locker

Hot and cold hand held swimming shower at transom

Dockside 380v AC shore power connection (automatic reclaim)

Watertight pantograph transom door

Port and starboard side deck cameras

Deck and anchor chain wash

Courtesy lights

BATHING PLATFORM AND LAZARETTE

Teak laid bathing platform

Stairs to aft cockpit with teak treads Stainless steel swimming ladder

FLYING HELM DECK

Helmsman seat

Twin upholstered sunbathing areas

Seating area

Storage lockers under seating and sun bathing areas

Stainless steel safety rails

Wet bar with sink, hot and cold water, electric barbeque, icemaker and refrigerator

Teak top bar unit

Pair of BOSE marine speakers connected to saloon entertainment system Navigation lights

Open array 4KW radar antenna

Satellite TV system twin domes (60cm)

Remote controlled searchlights

Hatch to aft cockpit

Console, windscreen and sidescreen covers

FLYING HELM STATION

Electrical steering and adjustable tilt steering wheel Full set of engine controls and instrumentation

Console cover

Anchor windlass controls

Bow thruster control

Stern thruster control

Magnetic compass

Anchors, horn, navigation lights, bilge pump and light switches Bilge and low tank alarm panel

Engine room fire extinguisher warning system

Searchlight controls

Hailing horn microphone

15" multifunction display

Autopilot display

Tridata (Depth, speed and temperature) digital display

GPS

VHF

AFT COCKPIT

Teak laid cockpit floor

Stairs to Flying Helm with teak treads

Teak dining table

Aft rope lockers

Stern safety gates

2x stern capstan winches and fairleads

Overhead cockpit lights

Pair of BOSE marine speakers connected to saloon entertainment system

Hand held fire extinguisher

Control panel for passerelle

Emergency fuel shut off valve and engine room fire extinguishing activation system

Shore power automatic reclaim control Cockpit camera

Rear docking lights (pair)

INTERIORS

SALOON AND DINING

Choice of varnished interior finishes and veneers

Choice of fitted carpet or parquet floor to saloon and dining area Lacquered ceiling panels

Pop-up flat screen television (50")

BOSE Lifestyle Entertainment system in saloon

Air conditioning

Side windows with blinds

Blinds or curtains to saloon door

Storage cupboard units

Stainless steel framed sliding patio door to aft cockpit

Halogen/LED overhead lighting

AC sockets

Veneered dining table

Day Head with parquet flooring

Fridge

GALLEY (Crew Area)

Air conditioning

Parquet floor

Refrigerator/freezer

4 ring ceramic hob

Conventional oven and grill

Microwave

Dishwasher

Coffee machine

Hob extractor

Wine cooler

Stainless steel sink

Hot and cold water

12 place crockery set

12 place cutlery set

Storage consisting of cupboards, drawers and top lockers Halogen/LED overhead lighting

Lighting under top lockers

AC sockets

Hand held fire extinguisher

Fire blanket

First aid kit

12 piece small glass set, 12 piece large glass set Access to port side deck

PILOT HOUSE

Adjustable Captain's helm seat and navigator's seats Hydraulic power steering and adjustable tilt steering wheel Console with leather finish

Full set of engine controls and instrumentation

Anchor windlass controls

Bow thruster control

Stern thruster control

Magnetic compass

Navigation, anchor and dashboard light switches

Horn control

Bilge and low tank alarm panel

Wiper and screen wash control

Rudder angle indicator

Fuel level (Monitoring system)

Fresh water level (Monitoring system)

Black water level (Monitoring system)

Engine room Hand held fire extinguisher warning system Twin 15" multifunction display

Autopilot display

Tridata (Depth, speed and temperature) digital display

GPS

Hand held fire extinguisher

Adjustable air vents

Remote anchor winch controls

Bilge pump controls

Parquet floor fitted to pilot house position

MASTER STATEROOM

King size bed with mattress, linen and bedspread; storage underneath Bedside units with storage

Bedside lights

Twin seating unit

Built in refrigerator

Rope lights

Air conditioning

42" fixed LCD TV

BOSE CineMate Entertainment system

Halogen/LED ceiling lights

Choice of varnished interior finishes and veneered furniture Upholstered ceiling panels

Sockets and switches

Blinds or curtains to all windows

Fitted carpet

Built in safe

MASTER ENSUITE

Twin ceramic washbasin set in to glass or synthetic stone vanity top

White china WC and separate Bidet

Full standing height shower stall with stone grating and glass door

Choice of laminate panels

Halogen/LED ceiling lights

Sockets and switches

Mirror

Stainless steel tap and shower mixer

Full set of designer bathroom fittings (toothbrush and glass holder, towel ring, soap dish, toilet roll holder)

Extractor fan

Storage lockers

Artificial stone fitted floor

Blind fitted to window

STARBOARD VIP CABIN - can be converted to TV room

King size bed with mattress, linen and bedspread; storage underneath Bedside unit with storage

Bedside lights

Rope lights

Air conditioning

22" LCD TV & DVD/CD

Halogen/LED ceiling lights

Choice of laminate furniture

Mirrors

Upholstered ceiling panels

Sockets and switches

Blinds or curtains to all windows

Fitted carpet

Wardrobe and cupboard storage space

STARBOARD VIP ENSUITE

Ceramic washbasin set in to glass or synthetic stone vanity top

White china WC

Full standing height shower stall with artificial stone grating and hinged glass door

Choice of varnished interior finishes and veneered furniture panels

Halogen/LED ceiling lights

Sockets and switches

Mirror

Stainless steel taps and shower mixer

Full set of designer bathroom fittings (toothbrush and glass holder, towel ring, soap dish, toilet roll holder)

Extractor fan

Storage lockers

Artificial stone fitted floor

Blind fitted to window

PORT VIP CABIN

King size bed with mattress, linen and bedspread; storage underneath Bedside lights

Rope lights

Air conditioning

22" LCD TV & DVD/CD

Access to en suite shower room

Halogen/LED ceiling lights

Choice of varnished interior finishes and veneered furniture

Mirrors

Upholstered ceiling panels

Sockets and switches

Blinds or curtains to all windows

Fitted carpet

Wardrobe and cupboard storage space

PORT VIP ENSUITE

Ceramic washbasin set in to glass or synthetic stone vanity top

White china WC

Full standing height shower stall with artificial stone grating and hinged glass door

Choice of varnished interior finishes and veneered furniture panels

Halogen/LED ceiling lights

Sockets and switches

Mirror

Stainless steel taps and shower mixer

Full set of designer bathroom fittings (toothbrush and glass holder, towel ring, soap dish, toilet roll holder)

Extractor fan

Storage lockers

Artificial stone fitted floor

Blind fitted to window

FORWARD GUEST CABIN

Twin bed with mattress, pillows and bedspread; storage underneath Bedside unit with storage

Bedside lights

Rope lights

Air conditioning

22" LCD TV & DVD/CD

Access to en suite shower room

Halogen/LED ceiling lights

Choice of varnished interior finishes and veneered furniture Full length mirrors

Upholstered ceiling panels

Sockets and switches

Blinds or curtains to all windows

Fitted carpet

Wardrobe and cupboard storage space

FORWARD GUEST ENSUITE

Ceramic washbasin set in to glass or synthetic stone vanity top

White china WC

Full standing height shower stall with artificial stone grating and hinged glass door

Choice of varnished interior finishes and veneered furniture panels

Halogen/LED ceiling lights

Sockets and switches

Mirror

Stainless steel taps and shower mixer

Full set of designer bathroom fittings (toothbrush and glass holder, towel ring, soap dish toilet roll holder)

Extractor fan

Storage lockers

Artificial stone fitted floor

Blind fitted to window

CAPTAIN'S CABIN

Double bed with mattress, linen and bedspread Bedside table with drawers

Drawers under berth

Choice of laminate furniture

Reading lights

Air conditioning

Stainless steel opening porthole with fly screen Halogen ceiling lights

Blinds or curtains to all portholes

22" LCD TV & DVD/CD

Fitted carpet

Captain's bathroom

Ceramic washbasin

White china WC

Shower stall with teak grating and hinged glass door Laminate walls

Fabric ceiling

Halogen ceiling lights

Sockets and switches

Mirror

Mixer taps

Storage lockers

Teak floor

CREW CABINS

2 Twin Bunk berths with mattresses, linen and bedspreads Reading lights

Air conditioning

Choice of laminate furniture

Stainless steel opening porthole with fly screen

Halogen ceiling lights

Sockets and switches

Curtains to all portholes

Fitted carpet

Crew bathrooms

Ceramic washbasin

White china WC

Shower stall with teak grating and hinged glass door Laminate walls

Fabric ceiling

Halogen ceiling lights

Sockets and switches

Mirror

Mixer taps

Storage lockers

Teak floor

ELECTRICAL SYSTEM

40kW 380 Volt 50 Hz with sound shield, 24V start and control panel.

22.5kW 380 Volt 50 Hz with sound shield, 24V start and control panel.

Dockside 380v 50Hz AC connection socket with automatic cable reclaim (1x 125amp)

Glendenning Cable master)

24v engine batteries 220Ah

24V emergency batteries 165Ah

24v generator batteries 130Ah

24V service batteries 1540Ah

12V VHF battery 90Ah

10,000W 24VDC/230VAC Inverter

240 amp battery charging for 24v service batteries

30 amp battery charger for 24v main engine batteries

30 amp battery charger for 24v genset batteries

Independent charger for 12v VHF and 24v emergency system batteries 2x 2KW water heaters

AC sockets throughout the boat

380v/230v 50Hz AC System

Air conditioning and fan coils

Water Heater

Galley equipment

Battery chargers

Refrigerators

Ice maker

Entertainment system

Washing machine

Dishwasher

Oven

Hob

Wine cooler

Hot water and fresh water circulation pump Engine room ventilation fans

24v DC System

Navigation lights

Navigation electronics

Horn

Searchlight {x2}

Windscreen wipers

Bilge pumps

Passerelle hydraulic pump Steering hydraulic pump Fresh water pump

Lighting

Toilets

Flybridge refrigerator Master cabin refrigerator

4x Underwater transom lights

UNDERWATER GEAR

5 blade NAB bronze propellers

NAB Bronze P brackets

Stainless steel Marinemet 25 duplex shafts

Drip-less shaft logs

High performance bronze rudders

Full cathodic bonding system to aluminum anodes 420 kg hydraulic bow thruster

420 kg hydraulic stern thruster

4x Underwater transom lights

Antifouling- black

SYSTEMS

Electric/hydraulic steering system

Chilled water air conditioning system (reverse cycle)

180,000 BTU 380V compressors located in the engine room.

Fan coils are installed at each cabin with control units.

Saloon - 4x 18000 BTU,

Galley - 18000 BTU

Master Stateroom -24000 BTU

Master Stateroom en suite -4000 BTU Port VIP cabin -18000 BTU

Starboard VIP cabin -18000 BTU

Forward Guest cabin -12000 BTU

Captain's cabin -6000 BTU

Crew cabins -2x 6000 BTU each

Crew Mess -12000 BTU

Pilot house -24000 BTU

Fresh Water System

2201 watermaker

One 2400 liters GRP tank fitted under the master cabin (with inspection manhole) 1x 100 liter & 1x 60 liter, hot water tanks

Tank level sensor with gauges at lower helm positions

Automatic water pumps with filter and pressure tank

Fuel Oil System

1 fuel tanks with a total capacity of 12700 liters

Remote controlled valves

Grey and Black Water System

1200 liter black water holding tank is installed in the engine room

fresh water WC system linked to holding tank

Macerator toilets

Shower grey water sump boxes located underneath crew, master and guest cabins

Holding tank dock side and overboard discharge with low noise electric macerator pump

Tank Level Gauges

Sea Water System

Two water intakes for main engine cooling Two water intakes for generator cooling Two intakes for fire pumps

One intake for air-conditioning cooling

One intake for water maker

Fire Protection System

Automatic fire extinguishing system for engine room

Pumped water fire system with 3 outlets,

Remote controlled fire dampers (at engine room)

Spark arresters at air ventilation pipes

Fire/bilge pump in engine room

Emergency fire/bilge pump outside of engine room

MISCELLANEOUS

15x fenders

6x mooring ropes

Life jackets to flag authority (Beds +2) Stainless steel boat name

Wind screen covers





Exclusions







Owner's personal belongings.



Disclaimer

The Company offers the details of this vessel or yacht in good faith but cannot guarantee or warrant the accuracy of this information nor warrant the condition of the vessel. A buyer should instruct his representatives, agents, or his surveyors, to investigate such details as the buyer desires validated. This vessel or yacht is offered subject to prior sale, price change, or withdrawal without notice.

PHOTOS







CONTACTS

Andrey Shestakov, leading yacht broker of the sales department of Shestakov Yacht Sales Inc. Shestakov Yacht Sales Inc., the official representative of the Miami/Fort Lauderdale FL headquarters.

Contact details

Email: **andrey@shestakovyachtsales.com**

Web: shestakovyachtsales.com/en/

Telephones

USA: **+1(954)274-4435**

Office hours

Monday – Saturday: **9:00 - 21:00** EDT

Sunday: **closed**

Address



Harbour Towne Marina, 850 NE 3rd St, STE 213, Dania, FL 33004