


## LORD JIM — LAZZARA



**Builder:** LAZZARA

**Year Built:** 1997

**Model:** Motor Yacht

**Price:** PRICE ON APPLICATION

**Location:** United States

**LOA:** 76' 11" (23.44m)

**Beam:** 19' 1" (5.82m)

**Min Draft:** 4' 6" (1.37m)

**Max Draft:** 4' 7" (1.40m)

**Cruise Speed:** 19 Kts. (22 MPH)

**Max Speed:** 22 Kts. (25 MPH)

Our experienced yacht broker, Andrey Shestakov, will help you choose and buy a yacht that best suits your needs **LORD JIM — LAZZARA** from **our catalogue**. Presently, at **Shestakov Yacht Sales Inc.**, we have a wide variety of yachts available on **our sale's list**. We also work in close contact with all the big **yacht manufacturers** from all over the world.

If you would like to buy a yacht **LORD JIM — LAZZARA** or would like help answering any questions concerning purchasing, selling or chartering a yacht, please call **+1(954)274-4435**

# TABLE OF CONTENTS

---

TABLE OF CONTENTS	2
SPECIFICATIONS	7
Basic Information	7
Dimensions	7
Speed, Capacities and Weight	7
Accommodations	7
Hull and Deck Information	8
Engine Information	8
DETAILED INFORMATION	9
Introduction	9
Walkthrough	9
Salon	10
Galley/Country Kitchen/Day Head	11
Lower Accommodation Deck Foyer	11
Master Cabin	12
Master Head	12
Starboard Guest Cabin	13
Starboard Guest Head	13
Port Guest Cabin	13
Port Guest Head	14
Crew Area (Forward of the Galley)	14
Starboard Crew/Guest Cabin	14
Starboard Crew/Guest Head	14
Captains Cabin	14
Captains Head	15
Sky Lounge/Helm Area	15
Skylounge Area	16
Boat Deck Area	16

Foredeck	16
Side Decks	17
Aft Deck	17
Swim Platform	17
Engine Room	17
Electrical System	18
Notes:	18
Remarks	18
Exclusions	19
Exclusions	19
Disclaimer	19
PHOTOS	20
Salon Looking Forward	20
Salon to Port	20
Salon to Starboard	20
Salon Entertainment	20
Salon Bar Unit	20
Salon Wet Bar	20
Salon/Dining	20
Dining Table	20
Salon Aft to Starboard	21
Salon Aft to Port	21
Day Head	21
Galley Area	21
Galley to Port	21
Galley Looking Aft	21
Galley	21
Dinette	21
Entrance to Crew	22

Skylounge Steps in Galley	22
Salon Steps to Accommodations	22
Lower Foyer	22
Lower Foyer Art Niche	22
Master to Starboard	22
Master to Starboard	22
Master Looking Forward	22
Master Hanging Locker	23
Master Head	23
Master Jacuzzi/Shower	23
Master Head	23
Starboard Cabin Looking Aft	23
Starboard Cabin Looking Forward	23
Starboard Guest Head	23
Port Cabin Looking Forward	23
Port Cabin Looking Inboard	24
Port Guest Head	24
Crew Area	24
Crew Area Looking Aft	24
Laundry Area	24
Starboard Crew Cabin	24
Starboard Crew Head	24
Captain's Cabin	24
Captain's Cabin	25
Captain's Head	25
Helm	25
Helm to Port	25
Helm Plotter	25
Helm Center	25

Helm Starboard	25
Skylounge Desk at Top of Steps	25
Helm Area Forward	26
Portside Convertible Settee	26
Skylounge Looking Forward	26
Skylounge to Starboard	26
Boat Deck Grill	26
Boat Deck Seating	26
Boat Deck Seating	26
Coach Roof Equipment	26
View Aft From Boat Deck	27
Bow	27
Windlass Detail	27
Side Decks to Galley	27
Aft Deck	27
Aft Deck to Starboard	27
Aft Deck to Port	27
Aft Deck Bar	27
Engine Room Looking Forward	28
Port Engine	28
Starboard Engine	28
Port Generator	28
Starboard Generator	28
Alternate Profile	28
Alternate Profile	28
Alternate Profile	28
Alternate Profile	29
Alternate Profile	29
Alternate Profile	29

---

Alternate Profile	29
Alternate Profile	29
Alternate Profile	29
Alternate Profile	29
Alternate Profile	29
Master Looking Aft	30
Master to Port	30
CONTACTS	31
Contact details	31
Telephones	31
Office hours	31
Address	31

---

# SPECIFICATIONS

---

## Basic Information

---

**Category:** Motor Yacht

**Model Year:** 1998

**Year Built:** 1997

**Country:** United States

**Vessel Top:** Enclosed

## Dimensions

---

**LOA:** 76' 11" (23.44m)

**Beam:** 19' 1" (5.82m)

**Min Draft:** 4' 6" (1.37m)

**Max Draft:** 4' 7" (1.40m)

## Speed, Capacities and Weight

---

**Cruise Speed:** 19 Kts. (22 MPH)

**Max Speed:** 22 Kts. (25 MPH)

**Gross Tonnage:** 50 Pounds

**Water Capacity:** 350 Gallons

**Holding Tank:** 100 Gallons

**Fuel Capacity:** 1750 Gallons

## Accommodations

---

**Total Cabins:** 3

**Sleeps:** 6

**Total Heads:** 6

**Crew Cabin:** 2

**Crew Berths:** 3

---

## Hull and Deck Information

---

**Hull Material:** Fiberglass

**Deck Material:** Teak

**Hull Configuration:** Modified V-Hull

**Hull Designer:** Lazzara Yachts

**Exterior Designer:** Lazzara Yachts

**Interior Designer:** Lazzara Yachts

---

## Engine Information

---

**Engines:** 2

**Manufacturer:** MTU

**Model:** 12V183TE

**Engine Type:** Inboard

**Fuel Type:** Diesel



---

# DETAILED INFORMATION

---

## Introduction

---

LORD JIM is a rare 76' Lazzara offering in that she has only 1230 original hours on her 1150 HP MTU's. Being a Grand Salon/Skylounge model she offers a huge amount of interior volume.

She sports many upgrades but is also largely original due to her low hour service life.

The Lazzara 76, long known for representing an excellent value in a five cabin modern motoryacht, LORD JIM is no exception!

## Walkthrough

---

Boarding LORD JIM from a floating dock is via the swim platform and up four steps to the Aft Deck or from the port and starboard gates on the Aft Deck from the Marquipt Tide Ride ladder.

The Aft Deck is spacious with a center sliding table and seating at the port and starboard corners.

Forward to port is a custom fiberglass bar with a sink and a drink refrigerator. To starboard is a ladder to the Boat Deck and between is the entrance to the Salon. Two loose deck chairs and a table complete the seating group.

The Salon has a large L shaped upholstered sofa to port with the entertainment center aft to starboard followed by two rattan chairs and a triangular end table.

Forward, a starboard side bar offers storage below.

Further forward to port is a round dining table with six chairs and a banquet cabinet with mirrored panels above on the forward bulkhead. To starboard are stairs down to the main accommodations followed forward by a Day Head and steps up to the Sky Lounge. To port is a large Galley with full size appliances and ample storage as well as a large dinette in a country kitchen fashion.

Further forward is access to the Crew Cabin with a laundry and a captain's desk at the bottom of the stairs. To starboard is an over/under cabin with a private head and stall shower.

Forward is a double berth cabin also with its own dedicated head and stall shower.

The main accommodations are accessed from the forward part of the Salon. The Master is aft with a king size berth, walk in closet and a large head with a tub/shower.

Forward are two cabins each with identical queen size berths, hanging lockers and heads with stall showers.

The Sky Lounge has the helm forward, two helm chairs, a leather settee that converts to sleep two, a desk area to starboard and a TV cabinet to starboard.

Aft is the Boat Deck with L shaped seating with table, an electric BBQ grill, twin hidden davits and a space for a tender.

## Salon

---

Entered via a stainless steel sliding entry door to starboard is the open and spacious Salon.

Immediately upon entering to port is a large L shaped upholstered settee to seat up to five. Lying in front is a custom marble topped four drawer coffee table. Next forward is a built in end table with three curved lacquered doors and a granite top with a table lamp above.

To starboard starting aft is the Salon entertainment center consisting of a Samsung 32" LED TV and above behind burlwood cabinet doors a JVC A/V receiver, a Samsung Blue Ray player, a Direct TV receiver and a JVC VCR. Below behind two smaller burlwood doors is additional storage for A/V accessories.

Next forward are two rattan and upholstered easy chairs with a custom lacquered triangular two door table with granite top between. The upholstery is a coral theme found throughout the yacht.

Next forward is a curved granite top bar with three cabinet doors below. All are dedicated bar storage. Above under a hinged granite top is a sink and bar dispenser with an auto light.

Next forward are the circular stairs to the Accommodations Deck below.

Opposite to port is a large high gloss wood dining table with an inset compass rose design and six wood and upholstered dining chairs.

Forward is a granite topped four door lacquered cabinet perfect for storing dinnerware.

Above the banquet are three beveled edge mirrors, down lights and the AC delivery soffit above. The granite top of the banquet is the perfect place to display your prized sculptures.

Six large side windows with pleated shades offer a large amount of ambient lighting into the boat.

Above are fourteen halogen lights, one dedicated art niche light and a four bulb halogen fixture over the dining table.

Also in the Salon is a carpeted sole, soffit with rope lights above the windows, digital AC controls and built in stereo speakers.

---

## Galley/Country Kitchen/Day Head

---

Separated from the Salon aft, the Galley area is forward.

Immediately upon entering the Galley area is a Day Head to starboard. The Day Head has a china Microphor toilet, free standing vanity sink and two mirrors, the outboard one concealing a medicine cabinet.

Next forward are eight easy steps to the Sky Lounge. All the way forward is a raised upholstered L shaped settee to seat four to five people. The Corian table is on twin stainless steel pedestals.

The sole of this area is teak and holly.

Next inboard are the steps to the Crew Area forward and the electrical distribution panels. AC behind one door, DC behind another.

The Galley proper is to port, is U shaped and contains the following equipment:

Varnished teak & holly sole Corian countertops Kitchen Aid double door refrigerator/freezer w/ice through the door (new) Kitchen Aid 4 burner ceran top cook top Kitchen Aid built in wall oven Kitchen Aid microwave/convection/broiler w/work light & exhaust fan Kitchen Aid trash compactor GE dishwasher (new) (2) Basin stainless sink Removable spray faucet Full Corian backsplash (3) Under counter lights Portside window w/pleated shades (22) Lacquered cabinet doors (7) Lacquered drawers (6) Overhead halogen lights Central vac outlet Sliding doors to port & starboard Foredeck area w/step lights (3) Panel windshield forward w/sliding pleated shades Removable side window shades Digital AC controls (4) Pullout drawers behind cabinet under stairs Headroom 6' 5" Digital AC controls (3) Halogen lights over dinette Rope accent lights at raised seating area

---

## Lower Accommodation Deck Foyer

---

Descending down eight curved open tread steps from the Salon forward starboard corner is the Lower Accommodation Foyer.

To port a full size stacked GE washer/dryer is behind a door. An art niche lit from above with storage below, separates the large five shelf stewardess locker aft.

Forward to starboard is a large locker perfect for guests who show up with hard suitcases. Further forward are the matching VIP Staterooms suitable for two couples with no one having to choose the “better” cabin. Inboard are twin five shelf linen lockers.

Above are two halogen lights.

Aft is the private full beam Master Suite.

---

## Master Cabin

---

Amidship and entered from the forward end is the Master Cabin with a centerline king size berth. There are five drawers below and to port and starboard twin two drawer nightstands. Above is a three panel lacquered soffit with nine halogen lights. Behind the berth are three beveled edge mirrors with two swing arm reading lights and below an upholstered headboard.

Outboard to port and starboard is a small one person seat with artwork above.

Next forward on the port and starboard sides is a two drawer lacquered dresser followed by two lacquered cabinet doors with three drawers and two shelves within.

Furthest forward to starboard is a large walk in hanging locker with two levels of hanging space and five open shelves.

Inboard is the cabin's entrance and the cabin's entertainment area with a 22" Samsung LED TV, a JVC A/V receiver, JVC DVD player, JVC VHS player and a JVC CD changer plus a Direct TV box. Below is a storage drawer. Above are two burlwood CD storage cabinets. Next outboard is the entrance to the large en suite Head.

Each side of the cabin has three opening stainless steel portholes with pleated shades and decorative drapes

Also in this cabin are nine additional overhead halogen lights, a carpeted sole and a digital AC controls.

---

## Master Head

---

Forward to port is the huge Master Head with a floating granite topped vanity with six drawers and four cabinets below. Above are under mount china sinks, gold tone

faucets and four mirrored panels with the two center mirrored panels with medicine cabinet storage behind.

The Jacuzzi tub/shower has a clear glass hinged door with glass side lights and both a fixed and separate handheld and wall mountable fixtures plus a light and an exhaust fan.

The toilet is a Microphor china toilet. The sole is granite tiles with diamond insets to match the countertops. Overhead are seven halogen lights.

---

## Starboard Guest Cabin

---

Entered from the aft end a double berth is outboard. There are two storage drawers below the berth and twin reading lights in the upholstered headboard above as well as three halogen soffit lights. Outboard of the berth are four mirrored cabinets, two stereo speakers and above, two opening stainless steel portholes with shades.

Furthest forward is a cedar lined auto lit hanging locker with a mirrored door.

Inboard is the burlwood door to the en suite Head followed by a lower curved two door cabinet with a 22" Samsung LED TV and light above.

Also in the cabin are two additional five halogen lights overhead and digital AC controls.

---

## Starboard Guest Head

---

Forward is an en suite Head with a floating Corian topped vanity with an under mount sink, a Microphor toilet, two storage cabinets and a stall shower with a semi clear glass door, a light, a handheld or wall mounted fixture and a shelf. There are three halogen lights above and a marble sole below.

---

## Port Guest Cabin

---

Entered from the aft end a double berth is outboard. There are two storage drawers below the berth and twin reading lights in the upholstered headboard above as well as three halogen soffit lights. Outboard of the berth are four mirrored cabinets, two stereo speakers and above, two opening stainless steel portholes with shades.

Furthest forward is a cedar lined auto lit hanging locker with a mirrored door.

Inboard is the burlwood door to the en suite Head followed by a lower curved two door cabinet with a 22" Samsung LED TV and light above.

Also in the cabin are five additional overhead LED lights and digital AC controls.

---

## Port Guest Head

---

Forward is an en suite Head with a floating Corian topped vanity with an under mount sink, a Microphor toilet, two storage cabinets and a stall shower with a semi clear glass door, a light, a handheld or wall mounted fixture and a shelf. There are three halogen lights above and a marble sole below.

---

## Crew Area (Forward of the Galley)

---

The forward area of LORD JIM is down seven open tread stairs and offers a Laundry Area with a separate GE Spacemaker washer and dryer and a very useful L shaped desk/office area with a file drawer and four storage drawers. A bookshelf above is perfect for manuals and cruising guides.

Many owners dedicate one cabin to crew and one cabin to guests. The common area at the base of the stairs has a carpeted sole, two opening portholes at the Laundry Area and two storage cabinets.

---

## Starboard Crew/Guest Cabin

---

Twin over/under bunks on the outboard bulkhead with two stainless steel opening portholes above behind shades. Each berth has a reading light.

Inboard is a two door curved nightstand with a custom 22" Samsung LED TV above. Forward is a full size, auto lit cedar hanging locker with a mirror on the exterior of the door. Also in the cabin are two halogen overhead lights and digital AC controls.

Forward is access to the en suite Head.

---

## Starboard Crew/Guest Head

---

Just forward but within the cabin is a head with a Corian topped vanity, an under mount sink and a mirrored medicine cabinet above. The toilet is a china Microphor model.

The stall shower has a clear glass bi fold door, a seat, a light and a handheld or wall mounted fixture. Also in the head is an exhaust fan and two overhead halogen light fixtures.

---

## Captains Cabin

---

All the way forward is the Captain's Cabin with a double berth to starboard with two drawers and a cabinet door below. Above the berth are five storage cabinets and a built in stereo wall speaker. At the foot of the berth is access to the chain locker.

To port starting aft is the entrance to the en suite Head, a small one person settee with a mirrored door hanging locker with cedar lining and auto light above.

Next forward are two cabinet doors. Above is a 22" Samsung LED TV and four cabinet doors. Also in the cabin are digital AC controls, two overhead halogen lights, a reading light and a round Bomar deck hatch for ventilation or emergency escape.

Aft in the cabin is the en suite Head.

---

## Captains Head

---

Just forward but within the cabin is a head with a Corian topped vanity, an under mount sink and a mirrored medicine cabinet above. The toilet is a china Microphor model.

The stall shower has a clear glass bi fold door and side light, a seat, a light and a handheld or wall mounted fixture. Also in the head is an exhaust fan and two overhead halogen light fixtures.

---

## Sky Lounge/Helm Area

---

Up seven steps from the Country Kitchen is the fully enclosed Sky Lounge. The helm is front and center. The sole of the Helm Area is teak and holly to match the Galley.

Helm Area Equipment includes:

Black Ultra Leather helm trim Dedicated 18" NFC LED screen for Isis 7000 data Wesmar electric thruster controls Metalstyle helm wheel & pump Mathers electronic clutch/throttle controls Isis mouse touch pad Ritchie 4" magnetic compass (2) Black leather crown helm chairs w/electrical adjustments Hidden start/stop switches Hidden emergency stop switches Hidden engine driven emergency bilge pump switch Hidden Fireboy system controls Hidden engine synchronizer control Hidden intake/exhaust turbine controls Hidden watermaker controls (2) Hidden searchlight controls Hidden trim tab controls SEA Seahail hailer system - starboard cabinet Shipmate VHF handset - starboard cabinet Shipmate remote VHF speaker (16) DC electronics breaks to port (8) AC electronics breaks to port Wipers/Nav lights/bilge pump, etc. switches to port (2) Overhead night Nav lights (2) Overhead halogen lights Low level accent lighting Intellian HD dome on Coach Roof Stabilizer controls Furuno FCV 582 color sonar Simrad color 72 mile radar Robertson AP 300 X autopilot Datamarine Link wind speed direction Datamarine Link electronic compass Datamarine Link main digital depth Northstar 6100i 10" GPS color plotter 8" Vicon CCTV monitor Northstar 952X color GPS Camera switch

box w/tilt & pan

## Skylounge Area

---

The Skylounge Area is largely original. There is an aft facing desk at the top of the stairs with two drawers and two cabinet doors. Next aft are two occasional chairs separating a TV cabinet with a 37" JVC LED TV above. To port is a large brown L shaped settee that electrically converts to sleep two. Large fixed windows all with pleated shades offer great ambient lighting. Above are six halogen lights and four stereo speakers.

A dedicated JVC mini stereo system including AM/FM/CD changer option is adjacent to the settee. Facing forward is a built in drink refrigerator.

make a great second area for guests to watch a different program than those in the Salon.

The sole of this aft area is covered with a Persian style carpet. Access to the Boat Deck is aft via a stainless steel sliding door.

## Boat Deck Area

---

The Boat Deck Area is also an outside entertainment area with a Miele electric BBQ under a hinged top, an L shaped settee with storage below.

Other features include:

Fiberglass nonskid decks (2) 1000 lb. Nautical Structures davits with hydraulic boom & power rotation (2) Quartz floodlights (2) Halogen overhead lights (2) Stereo speakers Freshwater wash down spigot Bomar deck hatch to Aft Deck Lazzara tender chocks (3) Stainless steel hoop rails aft Tender chocks (no tender) Pull down ladder to access Coach Roof Low level accent lights Stern ensign Port & starboard Fore & Aft Deck drains Intellian HD SAT TV system (new 2011)

## Foredeck

---

Fiberglass nonskid deck w/teak applied over Raised bulwarks 21" w/stainless steel safety rail (16) Courtesy deck lighting in bulwarks 42" Custom designed modern burgee flag staff Port & starboard 17" mooring cleats w/recessed chocks Freshwater dock side inlet Windlass Maxwell 3500 w/chain wildcat 24V & up/down foot switches 200' x 3/8" chain w/plow anchor Stainless steel anchor chute w/roller Freshwater wash down (4) Port & starboard wing storage lockers Recessed sunpad w/cushions, cover & storage below Ventilation/escape hatch 24" Bomar w/skylight Port &



starboard midship boarding gates w/boarding lights Portside freshwater deck fill Port & starboard stainless steel cleats w/hawse Starboard waste pump deck fitting

## Side Decks

Full beam grand Main Salon Catwalk 9" w/combination rain gutter/grab rail above Port & starboard midship 12" mooring cleats Catwalk fiberglass nonskid 11" High stainless steel safety/fender placement rail (8) Cabin side overhang courtesy lights

## Aft Deck

Headroom 6'9" 9' Length Teak over fiberglass decking (3) Overhead courtesy lights w/dimmer switch Emergency escape hatch from Engine Room (2) Overhead Bose stereo speakers 7" w/volume control Deck hatch to Boat Deck 28" long x 24" wide Six step fixed stainless ladder w/teak treads to Boat Deck Bulkhead vertical storage for 7 Step Marquipt Sea Stairs w/handrail Overhang recessed stern floodlights Aft Main Salon floor to ceiling glass bulkhead - tinted Sliding glass door w/polished stainless steel frame Port & starboard boarding gates w/boarding lights Wet bar built in w/upgraded Corian top Under mount sink w/cold water spigot 110V Outlet w/GFI & cover Small drink refrigerator (new 2017) Port & starboard settee w/upholstered cushions, cover, storage below Sliding centerline dining table 7 Step Marquipt Tide Ride boarding ladder Port & starboard upholstered settee w/cushions, cover, storage plus stern cleat below Hinged access gate to Swim Platform/Engine Room access Steps to Swim Platform (4) w/teak treads (2) Teak deck chairs w/removable cushions & covers Teak cocktail table w/cover

## Swim Platform

3'6" Length Teak over fiberglass decking Centerline 18" stainless steel mooring cleat (3) Euro Style, stainless steel hoop rails - 35"H x 25"W Transom storage locker Transom shower freshwater hot & cold w/pullout sprayer Engine Room watertight door w/dog downs, lock & viewing porthole Starboard storage pod suited for small jet ski, presently storing (2) spare 4 blade props & Marquipt 3 step vertical ladder Port storage pod w/hydraulic lift hatch & open area for storage Integrated swim ladder

## Engine Room

1200 GPD Sea Recovery watermaker w/227 hours Dual Racor 1000 fuel filters Manual Engine Room gauges Fluorescent 110V lighting system Incandescent DC lighting system Glendinning "port or starboard" cord reel 220 volt 100 amp Lockable parts storage (2) Work benches over generators Hynautic hydraulic steering system (2)

Electric pod door actuators (2) 500 Series Racor generator fuel filters Fireboy fire system suppression system CCTV camera 110 Volt water pump 24 Volt backup water pump Dockside water inlet aft 30 Gal. hot water heater 220V ZF BW 165A 2.51 to 1 reduction gears 2 ½" Aquamet 22 prop shafts Lazzara LSR drive system protects shaft 4 Blade Nibral props Power steering assist pump off port main engine Acoustical & thermal insulation Freshwater spigot 110V Outlet w/GFCI Port & starboard Engine Room intake fans Single 1750 gallon fiberglass fuel tank w/access plate Tank can be filled port & starboard (4) 24 Volt auto/manual bilge pumps (3) High water bilge alarms (8) Cruiseair compressor w/digital thermostats Holding tank Y valve w/macerator pump Isis vessel monitoring system (new 2017) New MTU heat exchangers, port & starboard (2016) Dripless shaft seals (added 2009) Engine start buttons

---

## Electrical System

---

110/220 60 HZ AC Volt electrical system 12/24 Volt DC electrical system (2) 20 KW Onan generators in sound shield w/full gauge package, port 1931, starboard 1919 Single 100 amp Glendinning shore cord (2) 9000 Series Charles C Chargers 24V 40 amp (house & engines) (1) EL Series Charles C Chargers 24V 20 amp (generator) (2) Generator 12 volt start batteries (8) 12 Volt 8D batteries Main DC panel w/digital amp & voltage meters Main DC panel w/(60) breaker protected circuits (3) Battery shutoff switches Main AC w/(2) digital volt meters Main AC w/(2) digital HZ meters Main AC w/(4) digital amp meters Main AC w/(13) 220 volt breaker protected circuits Main AC w/(49) 110 volt breaker protected circuits Main AC panel w/shore/gen 1/gen 2 select breakers Electrical bonding system Wesmar electric 220 volt/20 HP bow thruster w/12" tube & counter rotating propellers deliver 600 lbs. of thrust (2) Onan coolant recovery bottles Xantex trace inverter/charger

---

## Notes:

---

A) Lazzara has offered a yearly survey (Sea Check) as a means of keeping insurance premiums relatively low. LORD JIM has had her annual Sea Check survey each year in an effort to try and keep ahead of problems before they occur. B) The overhead panels of LORD JIM were replaced in 2010 - 2011 and show very well.

---

## Remarks

---

The Grand Salon Skylounge (GSSL) model of the Lazzara series proved to be the most popular and today the most sought after. LORD JIM is a special GSSL due to her low engine hours and updates.

Priced attractively and seriously for sale!

## Exclusions

---

While every effort was made to list all pertinent included equipment aboard LORD JIM, there are some personal belongings aboard. Prospective purchasers should assume any item not specifically mentioned herein will not convey at closing.

## Exclusions

---

Owner's personal belongings.

## Disclaimer


---

The Company offers the details of this vessel or yacht in good faith but cannot guarantee or warrant the accuracy of this information nor warrant the condition of the vessel. A buyer should instruct his representatives, agents, or his surveyors, to investigate such details as the buyer desires validated. This vessel or yacht is offered subject to prior sale, price change, or withdrawal without notice.


# PHOTOS

---


**Salon Looking Forward**




**Salon to Port**




**Salon to Starboard**




**Salon Entertainment**




**Salon Bar Unit**




**Salon Wet Bar**




**Salon/Dining**



**Dining Table**




**Salon Aft to Starboard**




**Salon Aft to Port**




**Day Head**




**Galley Area**




**Galley to Port**



**Galley Looking Aft**




**Galley**




**Dinette**




**Entrance to Crew**




**Skylounge Steps in Galley**




**Salon Steps to Accommodations**




**Lower Foyer**




**Lower Foyer Art Niche**




**Master to Starboard**




**Master to Starboard**




**Master Looking Forward**




**Master Hanging Locker**




**Master Head**




**Master Jacuzzi/Shower**




**Master Head**




**Starboard Cabin Looking Aft**




**Starboard Cabin Looking Forward**




**Starboard Guest Head**




**Port Cabin Looking Forward**




**Port Cabin Looking Inboard**




**Port Guest Head**




**Crew Area**




**Crew Area Looking Aft**




**Laundry Area**




**Starboard Crew Cabin**



**Starboard Crew Head**




**Captain's Cabin**







**Captain's Cabin**




**Captain's Head**




**Helm**




**Helm to Port**




**Helm Plotter**



**Helm Center**




**Helm Starboard**




**Skylounge Desk at Top of Steps**




**Helm Area Forward**




**Portside Convertible Settee**




**Skylounge Looking Forward**




**Skylounge to Starboard**




**Boat Deck Grill**



**Boat Deck Seating**




**Boat Deck Seating**




**Coach Roof Equipment**




**View Aft From Boat Deck**




**Bow**




**Windlass Detail**




**Side Decks to Galley**




**Aft Deck**




**Aft Deck to Starboard**




**Aft Deck to Port**



**Aft Deck Bar**




**Engine Room Looking Forward**




**Port Engine**




**Starboard Engine**




**Port Generator**




**Starboard Generator**




**Alternate Profile**




**Alternate Profile**




**Alternate Profile**




**Alternate Profile**




**Alternate Profile**




**Alternate Profile**




**Alternate Profile**




**Alternate Profile**



**Alternate Profile**




**Alternate Profile**




**Alternate Profile**



### Master Looking Aft



### Master to Port



# CONTACTS

---

Andrey Shestakov, leading yacht broker of the sales department of Shestakov Yacht Sales Inc. Shestakov Yacht Sales Inc., the official representative of the Miami/Fort Lauderdale FL headquarters.

## Contact details

---

Email: **andrey@shestakovyachtsales.com**

Web: [shestakovyachtsales.com/en/](http://shestakovyachtsales.com/en/)

## Telephones

---

USA: **+1(954)274-4435**

## Office hours

---

Monday – Saturday: **9:00 - 21:00** EDT

Sunday: **closed**

## Address

---



Harbour Towne Marina, 850 NE 3rd St, STE 213, Dania, FL 33004