

HAMPTON 830 EURO — HAMPTON YACHTS



Builder: [Hampton Yachts](#)

Year Built: 2014

Model: Motor Yacht

Price: PRICE ON APPLICATION

Location: United States

LOA: 83' 8" (25.50m)

Beam: 19' 10" (6.05m)

Min Draft: 5' 10" (1.78m)

Cruise Speed: 20 Kts. (23 MPH)

Max Speed: 23 Kts. (26 MPH)

Our experienced yacht broker, Andrey Shestakov, will help you choose and buy a yacht that best suits your needs **Hampton 830 Euro — Hampton Yachts** from **our catalogue**. Presently, at **Shestakov Yacht Sales Inc.**, we have a wide variety of yachts available on **our sale's list**. We also work in close contact with all the big **yacht manufacturers** from all over the world.

If you would like to buy a yacht **Hampton 830 Euro — Hampton Yachts** or would like help answering any questions concerning purchasing, selling or chartering a yacht, please call **+1(954)274-4435**

TABLE OF CONTENTS

TABLE OF CONTENTS	2
SPECIFICATIONS	5
Overview	5
Basic Information	5
Dimensions	5
Speed, Capacities and Weight	6
Accommodations	6
Hull and Deck Information	6
DETAILED INFORMATION	7
Construction	7
Foredecks / Sidedecks / aftdeck / Transom	7
Salon / Dining	8
Engine Room / Mechanical	8
Electrical	9
Interior Joinery	9
Enclosed Flybridge	10
Electronics	10
Galley	10
Lower Companionway	10
Master Stateroom	10
Master Head	11
VIP Stateroom	11
Guest Staterooms	11
Port & Starboard Guest Head	11
Crew Quarter Accomodations	12
Crew Head	12
Disclaimer	12
Exclusions	12

Disclaimer	12
PHOTOS	14
Underway	14
Dining Area	14
Salon area	14
Galley	14
Balcony	14
Balcony 2	14
Steps to Staterooms	14
Master Stateroom	15
Master Stateroom 3	15
Master Stateroom 2	15
Master Stateroom 4	15
VIP stateroom 2	15
VIP stateroom	15
Guest stateroom	15
Guest head	16
VIP head	16
Steps to bridge	16
Skylounge	16
Skylounge aft	16
Bridge aft	16
BBQ	16
Aft deck starboard	16
Aft deck day head	17
Crew galley area	17
Crew Quarter	17
Crew Quarter	17
Crew Galley area	17

Crew Stateroom Starboardside	17
Crew Stateroom Portside	17
Crew head	18
Engine Room	18
Starboard walkway	18
Starboard walkway 2	18
Night view	18
Profile	18
Bow	18
Underway	18
Underway	19
Underway	19
Running shot 2	19
Running shot	19
CONTACTS	20
Contact details	20
Telephones	20
Office hours	20
Address	20

SPECIFICATIONS

Overview

Factory demo

Fully refit in 2017 Being sold with full new yacht and engine warranties

Hampton Yachts has incorporated their expertise and quality into a contemporary design with this 83' Motor Yacht. Designed by Naval Architect J.C. Espinosa, this design provides a spacious open flush main deck, a starboard deck retractable balcony and an on deck day head. The aft deck flush off the main deck is fully covered and spacious with seating for up to 14 people. A drop down TV, stereo, wet bar, make this a great place for spending time. Forward on the main deck is a spacious galley with all the features of a luxury yacht along with plenty of natural light. Down the starboard stairway brings you to a 4 stateroom layout with a mid-ship master. There are en-suite heads for the master and VIP and a guest head for the side staterooms. The enclosed sky lounge includes a full bar, plenty of seating and a comfortable driving station with state of the art electronics. The skylounge opens up aft which brings in the upper aft deck area and creates great space for entertaining. The crew area or additional guest area is very spacious and fully equipped with a galley, head with separate shower stall, 2 staterooms with over/under bunks. The engine room is forward of the crew area with twin Caterpillar C-32 engines each with 1622 HP. This terrific and very functional design is sure to make any owner proud.

Basic Information

Category: Motor Yacht

Model Year: 2014

Year Built: 2014

Refit Year: 2017

Country: United States

Vessel Top: Enclosed

Dimensions

LOA: 83' 8" (25.50m)

Beam: 19' 10" (6.05m)

Min Draft: 5' 10" (1.78m)

Clearance: 30' 0" (9.14m)

Speed, Capacities and Weight

Cruise Speed: 20 Kts. (23 MPH)

Cruise Speed RPM: 2100 Kts.

Max Speed: 23 Kts. (26 MPH)

Max Speed RPM: 2360 Kts.

Displacement: 150000 Pounds

Gross Tonnage: 119 Pounds

Water Capacity: 350 Gallons

Holding Tank: 100 Gallons

Fuel Capacity: 2220 Gallons

Accommodations

Total Cabins: 4

Total Berths: 5

Sleeps: 7

Total Heads: 4

Crew Cabin: 2

Crew Berths: 4

Crew Sleeps: 4

Crew Heads: 1

Hull and Deck Information

Hull Material: Fiberglass

Deck Material: Fiberglass

Hull Configuration: Planing

Hull Color: Anniversary Silver

Hull Finish: Aluminum

Exterior Designer: J.C. Espinosa

DETAILED INFORMATION

Construction

DEEP "V" HULL SHAPE DESIGN WITH LONGITUDINAL STRINGERS AND TRANSVERSE FRAME SYSTEM FIBERGLASS REINFORCED PLASTIC HULL & DECK CONSTRUCTION WHITE COLOR GELCOAT SURFACE IN GLOSS FINISH FOR HULL AND SUPERSTRUCTURE HULL BOTTOM IN SOLID FIBERGLASS WITH FIRST 2 LAYERS OF LAMINATIONS IN VINYLESTER RESIN FOR ANTI-OSMOSIS PVC FOAM CORED CONSTRUCTION FOR SIDE SHELL OF HULL WITH VACUUM BAG LAY UP TECHNOLOGY PVC FOAM CORED CONSTRUCTION WITH STRENGTH REINFORCED BEAMS FOR MAIN DECK AND DECK HOUSE FOAM CORED BULKHEADS AND FLOORS BY VACUUM BAGGING TECHNOLOGY FOR LIGHTWEIGHT AND IMPROVING STRENGTH HULL PAINTED IN ALEXSEAL METALLIC M9389 ANNIVERSARY SILVER 8"X18" S/S OBLONG PORTHOLES PER GENERAL LAYOUT PLAN HANDRAIL SIZE AT MAIN DECK 2-3/8" OVAL WATERTIGHT BULKHEADS AFT AND FWD OF ENGINE ROOM AND CHAIN LOCKER STRINGERS BONDED TO HULL ENCAPSULATED IN SEVERAL LAYERS OF GLASS CLOTH & RESIN INTERIOR STRUCTURAL COMPONENTS BONDED TO HULL INCLUDING BULKHEADS AND FRAMES ALL BILGES PAINTED WITH GELCOAT 3 COATS INTERNATIONAL GELSHIELD & 2 COATS BLACK MICRON 66 BOTTOM PAINT PROP SPEED ON RUNNING GEARS

Foredecks / Sidedecks / aftdeck / Transom

FOREDECK MAXWELL VWC4000 HYDRAULIC WINDLASS WITH FOOT SWITCH AT BOW AND CONTROL AT HELM CONSOLE + REMOTE SELF STOWING 60KG STAINLESS STEEL ANCHOR WITH 300' OF CHAIN HEAVY DUTY STAINLESS STEEL BOW ANCHOR ROLLER BOW STORAGE LOCKER WITH SEA WATER DECK WASH STAINLESS STEEL PULPIT AND GUARDRAILS STAINLESS STEEL CLEATS: BOW, SPRING, AND STERN STAINLESS STEEL DECK HANDRAILS WITH STANCHIONS 1-1/2" DIAMETER STAINLESS STEEL GRAB RAILS WHERE NEEDED ADJUSTABLE BACK REST FOR FWD SUN PAD TEAK ON FORWARD DECK, SIDE DECKS, AFT DECK, SWIM PLATFORM STAINLESS STEEL PORT HOLES WITH SCREENS STAINLESS STEEL DECK HATCH FOR FORWARD CABIN SEATING AND TABLE ALONG WITH SUN LOUNGE PADS ON FORWARD DECK STORAGE FOR ROPES AND FENDERS DUAL CHROME PLATED HORN EXTERIOR COURTESY DECK LIGHTS FORWARD WINDOWS WITH TEMPERED GLASS BONDED TO FRP HOUSE FRAME **SIDE DECKS** TEAK SIDE DECKS STAINLESS STEEL RUB RAILS AROUND HULL SIDE FUEL FILLS PORT & STARBOARD STARBOARD SIDE TEMPERED SLIDING GLASS DOOR WITH STAINLESS STEEL FRAME LEADING TO SIDE DECK AND SLIDE OUT PATIO PORT SIDE TEMPERED SLIDING GLASS DOOR WITH STAINLESS STEEL FRAME LEADING TO PORT SIDE DECK COVERED SIDE DECKS FROM AFT DECK TO MID-SHIP **AFT DECK** PORT AND STARBOARD AFT ENGINE CONTROLS WITH BOW AND STERN THRUSTER CONTROLS AND ENGINE START/STOP BUTTONS FULL OVER

HANG WITH 2 STAINLESS STEEL SUPPORTS AFT DECK DAY HEAD WITH SINK, TOILET, PLUMBING FIXTURE, LIGHTING FIXTURE AND CABINETS AFT DECK FRESH WATER WASH DOWN SYSTEM PORT AND STARBOARD SETTEE WITH SEATING FOR UP TO 16 CUSTOM GLASS TABLES POWERED FOR HI/LO ON PORT AND STARBOARD WET BAR WITH ISOTHERM DC24V FRIDGE, ICEMAKER U-LINE SS1095FC, AND STORAGE CABINET TEAK AFT DECK TEAK STEPS LEADING FROM AFT DECK TO BRIDGE 32" FLIP DOWN TV FUSION STEREO W/ DVD & SPEAKERS SONY SPEAKERS WITH ENTERTAINMENT CONTROLS IN MAIN SALON STAGING AREAS FOR ALFRESCO DINING LED LIGHTING WITH DECORATIVE OVER HEAD FIXTURE WIDE ANGLE REAR FACING CAMERA **TRANSOM/SWIM PLATFORM** WEATHER TIGHT TRANSOM DOOR ACCESS TO ENGINE ROOM + CREW TRANSOM SHOWER TRANSOM GATES TO SWIM PLATFORM (1) 240V 100 AMP SHORE CORD WITH CABLE MASTER 80 FEET RECEPTICAL FOR (1) 125V 50 AMP SHORE POWER CORD TEAK STEPS TO SWIM PLATFORM SHORE WATER HOOK UP HOT/COLD SHOWER (1) YAMAHA VX CRUISER JET-SKI SWIM PLATFORM LOWERS TO LAUNCH JET SKI SAFETY RAILS AROUND SWIM PLATFORM CLEATS ON SWIM PLATFORM FOR JET SKI OR TENDER TIEUP LIVE BAIT WELL AND SINK SWIM LADDER OFF OF SWIM PLATFORM (8) LED UNDER WATER LIGHTS (4 AT TRANSOM, 2 FOR EACH SIDE)

Salon / Dining

CUSTOM CARPETING THROUGHOUT VINYL HEAD LINER WITH FEATURE DESIGN AND LIGHTING TEMPERED GLASS SLIDING SALON DOOR WITH STAINLESS STEEL FRAME TINTED SIDE WINDOWS WITH TEMPERED GLASS BONDED TO FRP HOUSE FRAME 48" LED TV TV CABINET WITH LIFTER ENTERTAINMENT CABINET UNDER TV BOSE LIFESTYLE SOUNDTOUCH 135 W/BLEU RAY SONY MULTI DISC PLAYER A/C OUTLETS THROUGHOUT CUSTOM SOFA AND CHAIRS STORAGE UNDER SOFA AND CHAIRS MARBLE COFFEE TABLE ACCESS TO CREWS QUARTER CUSTOM HARD WOOD FORMAL DINING TABLE WITH SEATING FOR 8 BAR WITH SINK, U-LINE U-29R 21" ADA REFRIGERATOR, ICEMAKER U-LINE BI95FC, CUSTOM GLASS CABINET FOR GLASSWARE WINE CHILLER: U-LINE 18" 2000 SERIES WINE CAPTAIN® CABINET WITH FUSION STEREO AND STORAGE UNDER STAIRS LEADING TO BRIDGE DECORATIVE WINDOW SHADES IN SALON/DINING AREA PORT AND STARBOARED SLIDING GLASS DOORS LEADING TO SIDE DECKS. ARITEX CUSTOM MADE RETRACTABLE BALCONY WITH HANDRAILS AT STBD SIDE DECK

Engine Room / Mechanical

TWIN CATERPILLAR C-32 ACERT /1622 MHP ENGINES WITH ZF2060A GEARBOXES SMART COMMAND KIT & TROLLING VALVE TO ZF GEARBOX TRAC 300/9X' FIN DIGITAL STABILIZERS WITH TRAC-STAR (0-SPEED) 12" VARIABLE SPEED 25HP BOW & STERN THRUSTER W/ CENTRAL HYDR. SYSTEM BRONZE STRUTS SS RUDDER PLATES WITH TIDE STRONG SEALS FUEL SUPPLY AND RETURN LINES IN COPPER OR USCG A1 TYPE

HOSES ENGINE ROOM WATER-TIGHT DOOR SOUND AND HEAT INSULATION IN ENGINE ROOM BULKHEAD FWD, AFT & CEILING REVERSO OIL CHANGING SYSTEM WHITE PU PAINTED ENGINE ROOM SYNTHETIC RUBBER NON-SKID FLOORING IN ENGINE ROOM ENGINE ROOM POWERED VENTILATION SYSTEM FLEXIBLE ENGINE MOUNTS WET ENGINE EXHAUST SYSTEM WITH MUFFLER SEAWATER COOLING SYSTEM WITH STRAINERS ENGINE ROOM LIGHTING AND POWER POINTS ENGINE ROOM FIRE EXTINGUISHER FRESH WATER TAP & HOSE SET IN ENGINE ROOM ALUMINUM FUEL TANK WITH SIGHT GAUGE AND ELECTRIC FUEL GAUGE AT HELM CONSOLE LEXAN SITE GAUGES ON EACH FUEL TANK SECOND EXIT AT THE FORWARD ENGINE ROOM CEILING STAINLESS STEEL WATER TANK WITH SIGHT GAUGE AND ELECTRIC GAUGE FRP HOLDING TANK WITH DISCHARGE PUMP, Y-VALVE FOR DOCKSIDE PUMP OUT, AND LEVEL INDICATOR RACOR 75/1000MA FUEL FILTER/WATER SEPARATOR FOR EACH ENGINE GENERATOR FITTED WITH RACOR 500 FILTER AUTOMATIC BILGE PUMPS WITH HIGH WATER ALARM IN ALL COMPARTMENT MANUAL BILGE PUMP IN E/R SUMP TANK WITH PUMP (3) TRIM TABS WITH INDICATOR AT HELM CONSOLE (1) BAUER 225BAR/3200 PSI AIR COMPRESSOR FOR DIVING (2) FRESH WATER PUMP (HEADHUNTER DC24V) (2) HOT WATER HEATERS COLOR CODED WIRING THROUGHOUT SEA WATER PUMP FOR ANCHOR WASHDOWN

Electrical

(1) KOLHER 120V/240V/60HZ 32 KW GENERATOR WITH PTO 542 hours (1) KOHLER 120V/240V/60HZ 23 KW GENERATOR 328 hours (4) 200 AMP BATTERIES FOR ENGINE STARTING IN 2 BANKS (4) 200 AMP/HR BATTERIES FOR DOMESTIC DC POWER (2) 120AMP/HR BATTERIES FOR GENERATORS VICTRON BATTERY CHARGERS: (1) 24V30A FOR MAIN ENGINE BATTERIES, (1) VICTRON 24V80A FOR SERVICE BATTERIES AND 1 X 12V 30A FOR GENSET BATTERY ISO BOOST TRANSFORMER ALL BATTERIES IN FRP BATTERY BOXES (1) INVERTER/CHARGER 5.0KW MARINE AIR CHILLED WATER AIR CONDITION SYSTEM WITH THREE 5 TONS SCROLL COMPRESSOR AND AIR HANDLERS THROUGH OUT BONDING SYSTEM AC/DC ELECTRICAL PANELS CODED ELECTRIC WIRING VIMAR ELECTRICAL SWITCHES AND OUTLETS NAVIGATION LIGHTS 110V RECEPTACLES LOCATED THROUGHOUT VESSEL INCLUDING ENGINE ROOM 24V CEILING LIGHTS LIGHTS IN CLOSET WITH MICRO SWITCHES INTERNAL STEP LIGHTS BLUE LED COURTESY LIGHTS FOR EXTERIAL DECK

Interior Joinery

EBONY VENEER AND SOLID EDGE TRIMS FOR INTERIOR JOINERY INSERTS FOR PARTIAL WALLS CARPET FLOORING IN SALON AND ALL CABINS AMTICO FLOOR IN GALLEY AND CREW CABIN VINYL HEADLINER CEILING WITH WOOD TRIM DESIGN FEATURES LUXRY DOOR HANDLES AND STOPPERS PUSH/PULL LATCHES BLINDS FOR SALON AND CABINS

Enclosed Flybridge

EURO-STYLE FLY BRIDGE WITH HELM CONSOLE HARD TOP WITH OVERHEAD CUSTOM LIGHTING SEATS WITH STORAGE UNDER AND CUSHIONS BUILT IN HELM SEATS BAR UNIT WITH SINK , STOOLS AND STORAGE U-LINE U-29R 21 ADA REFRIGERATOR ICEMAKER: U-LINE BI95FC TEAK TABLE TOP WITH S/S PEDESTAL 40" FLIP DOWN TV FUSION STEREO W/ DVD & SPEAKERS HELM CONSOLE WITH ENGINE CONTROL, STEERING AND NAVIGATION ENGINE CONTROL SMART COMMAND MODEL WITH 3 SMART COMMAND FULL INSTRUMENTATION SHIPS PANEL SHADES FOR FORWARD WINDOW WHEN DOCKED AFT GLASS ENCLOSURE FULLY OPENS FOR ENTERTAINMENT ARITEX ELECTRIC RETRACTABLE AWNING FOR FLY-BRIDGE L-SHAPED SETTEE WITH TEAK TABLE AND CHAIRS (1) APEX A-11 DINGHY W/(1) NISSAN 30HP OUTBOARD ENGINE ARITEX 1600LBS TENDER LIFT WITH TEAK DECKING PLATFORM EPERB MOUNTED ON PORT SIDE OF AFT DECK HATCH AND STEPS W/TEAK TREADS TO AFT DECK BBQ GRILL: KENYON FULL SEASON ELECTRIC GRILL

Electronics

GARMIN ELECTRONICS AND NAVIGATION SYSTEM GPS MAP 8015 DISPLAY X3 RADAR W/ GMR 606 XHD OPEN ARRAY X1 N2K 19X GPS ANTENNA VHF 200 GHP 20 MARINE AUTOPILOT SYSTEM WITH SMART PUMP & GHC 20 GRF 10 RUDDER FEEDBACK SENSOR AIS 600 GMI 20 MARINE INSTRUMENT DISPLAY GSD 24 SOUNDER MODULE GC 10 MARINE CAMERAS X 3

Galley

VINYL HEAD LINER WITH CUSTOM LED LIGHTING CORIAN COUNTER TOP WITH TWO LEVELS ACCENT LIGHTING UNDER SECOND LEVEL ON COUNTER TOP G.E. REFRIGERATOR / PROFILE SERIES ENERGY STAR 22.1 CB.FT G.E. OVEN / PROFILE SERIES 27" CONVECTION OVEN G.E. PROFILE SERIES 15" TRASH COMPACTOR G.E. PROFILE SERIES 30" ELECTRIC INDUCTION COOK TOP MIELE: 30" DOWNDRAFT HOOD G.E. / PROFILE SERIES 18" DISHWASHER SAMSUNG 20" MOUNTED TV LARGE SINK WITH SINGLE LEVER FAUCET DRAWERS AND COPBOARDS FOR STORAGE 6 A/C OUTLETS AMTICO FLOOR

Lower Companionway

CURVED STAIRWAY TO LOWER ACCOMODATIONS WASHER/DRYER: GE 24" UNITIZED SPACEMAKER

Master Stateroom

VINYL HEADLINERS W/ BURL WOOD CUSTOM CEILING TREATMENT AND CUSTOM LIGHTING CUSTOM CEILING PANEL OVER BERTH KING SIZE BED W/ DRAWERS UNDER NIGHT STAND TABLES WITH DRAWERS AND BOOK SHELVES BOSE HOME THEATER SYSTEM SAMSUNG LED FLAT HD TV (1)X55" ENTERTAINMENT CABINET WITH SUB WOOFER 2 FULL HANGING LOCKERS WITH LIGHTING VANITY CABINET WITH CHAIR READING LIGHTS 2 LARGE PORT LIGHTS PORT & 2 LARGE PORT LIGHTS STARBOARD VALANCES W/CURTAINS ROPE LIGHTING UNDER THE BED OVERHEAD LIGHTS 110 OUTLETS CARPET FLOOR

Master Head

FULL SIZE SHOWER AREA WITH CORIAN FLOORING SHOWER ROOM WITH GLASS DOOR AMTICO FLOORING TECMA TOILET FAUCETS AND SHOW FIXTURE CORIAN VANITY TOP WITH UNDER MOUNTED SINK HEADLINER IN BRONZE MIRROR MEDICINE CABINET WITH MIRROR OVERHEAD LIGHTS 110 OUTLETS EXHAUST FAN S/S PORT HOLES BATHROOM ACCESSORY IN CHROME: CUP HOLDERS, TOWEL BAR AND PAPER HOLDER

VIP Stateroom

VIP HEADLINER WITH LIGHTING QUEEN SIZE BED WITH DRAWERS UNDERNEATH NIGHT STAND SONY STEREO W/ DVD & SPEAKER 32" TV READING LIGHTS VALANCE BOARD WITH CURTAINS HANGING LOCKER WITH LIGHTING OVERHEAD LIGHTS ROPE LIGHTING UNDER BED OVERHEAD LIGHTS ESCAPE HATCH WITH COVER CUSTOM CARPETING

Guest Staterooms

VINYL HEADLINERS W/LIGHTING SIDE BY SIDE BERTHS IN PORT STATEROOM. SINGLE BERTH IN STARBOARD STATEROOM DRAWERS UNDER THE BERTHS NIGHT STANDS TABLE WITH DRAWERS 32" TV'S SONY STEREO W/ DVD & SPEAKER CARPET FLOORS AM/FM/CD STEREO READING LIGHTS S/S PORT HOLES VALANCE BOARD W/CURTAINS HANGING LOCKERS WITH LIGHTING ROPE LIGHTING UNDER THE BERTHS OVERHEAD LIGHTS OUTLETS

Port & Starboard Guest Head

SHOWER STALL WITH CORIAN FLOORING SHOWER DOOR WITH CLEAR GLASS AMTICO FLOORING TECMA TOILET FAUCET AND SHOW FIXTURE CORIAN VANITY TOP WITH UNDER MOUNTED SINK HEADLINER IN BRONZE MIRROR MEDICINE CABINET WITH MIRROR ON DOOR OVERHEAD LIGHTS POWER POINTS EXHAUST FANS S/S

PORT LIGHTS BATHROOM ACCESSORY IN CHROME: CUP HOLDERS, TOWEL BAR AND PAPER HOLDER

Crew Quarter Accomodations

ENTRANCE TO CREW QUARTERS IS ACCESSED EITHER FROM THE TRANSOM OR THE SALON. THERE ARE 2 CABINS AND 4 BERTHS, FULL GALLEY, SEATING AREA, HEAD AND SHOWER, AND ENGINE ROOM ACCESS.

VINYL HEADLINERS W/LIGHTING PORT STATEROOM HAS FIXED OVER/UNDER BUNKS STARBOARD STATEROOM HAS PULLMAN TYPE OVER/UNDER BUNKS S/S PORT LIGHTS STORAGE UNDER THE BEDS NIGHT STAND TABLE WITH DRAWERS EACH CREW CABIN HAS A 24" TV EACH CREW CABIN HAS SONY STEREO W/ DVD & SPEAKER EACH CREW CABIN HAS HANGING LOCKER 24" TV IN CREW GALLEY WASHER: GE 2.2 DOE CU. FT., DRYER: PANASONIC (ZANUSSI) 5KG AMTICO FLOOR AM/FM/CD STEREO BOARD W/CURTAINS A/C OUTLETS GALLELY SINK MICROWAVE: GE PROFILE™ SERIES 1.1 CU. FT U-LINE CO29F 21" REFRIGERATOR

Crew Head

AMITCO FLOORING TECMA TOILET FAUCET AND SHOWER FIXTURE CORIAN VANITY TOP WITH UNDER MOUNTED SINK FORMICA HEADLINER WITH LIGHTING MEDICINE CABINET WITH MIRROR ON DOOR A/C OUTLET EXHAUST FANS

Disclaimer

The Company offers the details of this vessel in good faith but cannot guarantee or warrant the accuracy of this information nor warrant the condition of the vessel. A buyer should instruct his agents, or his surveyors, to investigate such details as the buyer desires validated. This vessel is offered subject to prior sale, price change, or withdrawal without notice.

Exclusions

Owner's personal belongings.

Disclaimer

The Company offers the details of this vessel or yacht in good faith but cannot

guarantee or warrant the accuracy of this information nor warrant the condition of the vessel. A buyer should instruct his representatives, agents, or his surveyors, to investigate such details as the buyer desires validated. This vessel or yacht is offered subject to prior sale, price change, or withdrawal without notice.

PHOTOS



Underway




Dining Area



Salon area




Galley




Balcony



Balcony 2



Steps to Staterooms



Master Stateroom



Master Stateroom 3




Master Stateroom 2




Master Stateroom 4



VIP stateroom 2



VIP stateroom



Guest stateroom



Guest head



VIP head



Steps to bridge



Skylounge



Skylounge aft



Bridge aft



BBQ



Aft deck starboard





Aft deck day head




Crew galley area



Crew Quarter




Crew Quarter




Crew Galley area



Crew Stateroom Starboardside



Crew Stateroom Portside



Crew head



Engine Room



Starboard walkway



Starboard walkway 2



Night view



Profile





Bow




Underway




Underway




Underway



Running shot 2



Running shot



CONTACTS

Andrey Shestakov, leading yacht broker of the sales department of Shestakov Yacht Sales Inc. Shestakov Yacht Sales Inc., the official representative of the Miami/Fort Lauderdale FL headquarters.

Contact details

Email: **andrey@shestakovyachtsales.com**

Web: shestakovyachtsales.com/en/

Telephones

USA: **+1(954)274-4435**

Office hours

Monday – Saturday: **9:00 - 21:00** EDT

Sunday: **closed**

Address



Harbour Towne Marina, 850 NE 3rd St, STE 213, Dania, FL 33004