

JUPITER 34 EX DEMO — JUPITER



Builder: JUPITER

Year Built: 2017

Model: Sport Fisherman

Price: PRICE ON APPLICATION

Location: United States

LOA: 34' 0" (10.36m)

Beam: 10' 5" (3.17m)

Max Draft: 3' 0" (0.91m)

Our experienced yacht broker, Andrey Shestakov, will help you choose and buy a yacht that best suits your needs **Jupiter 34 EX DEMO — JUPITER** from **our catalogue**. Presently, at **Shestakov Yacht Sales Inc.**, we have a wide variety of yachts available on **our sale's list**. We also work in close contact with all the big **yacht manufacturers** from all over the world.

If you would like to buy a yacht **Jupiter 34 EX DEMO — JUPITER** or would like help answering any questions concerning purchasing, selling or chartering a yacht, please call **+1(954)274-4435**

TABLE OF CONTENTS

TABLE OF CONTENTS	2
SPECIFICATIONS	4
Overview	4
Basic Information	4
Dimensions	4
Speed, Capacities and Weight	4
Accommodations	4
Hull and Deck Information	5
Engine Information	5
DETAILED INFORMATION	6
Bow & Cockpit	6
Cabin	6
Construction	6
Helm Deck	7
Electrical	7
Mechanical	7
Rigging	8
Optional Equipment	8
Custom Options	9
Demo Boat Disclaimer	9
Exclusions	9
Disclaimer	9
PHOTOS	10
Console	10
Electronics	10
Twin Yamaha	10
Tackle Storage	10
Fishbox	10

V Berth	10
Galley	10
Galley	10
Berth	11
Head	11
Generator	11
Panel	11
Layout	11
CONTACTS	12
Contact details	12
Telephones	12
Office hours	12
Address	12

SPECIFICATIONS

Overview

This 2017 Jupiter Marine 34EX blends optimal fishability with refined luxury to bring the best of both world to yacht-quality boating. Packed with angling essentials and family-friendly features, the sleek crossover model opens up a new realm created to appeal to boaters who long for a world of adventures beyond the traditionally defined limits of sport fishing, cruising or over-nighting lifestyles. This particular boat has been used by Jupiter Marine as a company demonstrator for promotional and photographic purposes. Powered by twin Yamaha F350 four-stroke with 40 hours.

Basic Information

Category: Sport Fisherman

Sub Category: Express

Model Year: 2017

Year Built: 2017

Country: United States

Dimensions

LOA: 34' 0" (10.36m)

Beam: 10' 5" (3.17m)

Max Draft: 3' 0" (0.91m)

Clearance: 9' 2" (2.79m)

MFG Length: 33' 9" (10.29m)

Speed, Capacities and Weight

Displacement: 12750 Pounds

Water Capacity: 50 Gallons

Holding Tank: 15 Gallons

Fuel Capacity: 345 Gallons

Accommodations

Total Cabins: 1

Total Berths: 2

Hull and Deck Information

Hull Material: Fiberglass

Engine Information

Manufacturer: Yamaha

Model: F350 Four Stroke

Engine Type: Outboard

Fuel Type: Gas/Petrol

DETAILED INFORMATION

Bow & Cockpit

- Coaming bolsters
- Bow Rail
- Anchor locker, top loading
- Bait prep center w/25 gal. stand-up livewell, storage, cushions
- Boarding ladder & grab rail
- Fishboxes - 2 ea. 54 gal. w/macerator drains
- Forward hand rails
- Fresh water washdown
- Molded fiberglass gasketed hatches
- Non-skid decks, with self bailing cockpit
- Rod holders, 4 ea.
- Rod racks, 1 pr.
- Salt water washdown
- Storage compartment forward, 14 cu. ft.
- Storage compartments, 2 ea. - 8 cu. ft.
- Transom door & gate
- Side entry dive door & gate

Cabin

- Convertible dinette
- Hi-lo teak table
- Hardwood cabin sole -- engineered wood
- Deck hatch, ventilated with screen -- sunshade
- Microwave
- Refrigerator
- Flat screen TV/DVD/Stereo
- Sink with hot and cold freshwater
- Forward storage compartments
- LED Lighting, direct and indirect
- Electric forward head with holding tank
- GFI 110V with USB ports
- CO2 detector

Construction

- Closed cell PVC foam coring

- Deck mechanically fastened and fiberglass bonded to hull
- Fiberglass uni-grid stringer system
- Hand-laid with multidirectional biaxial and triaxial knitted fiberglass
- High density ceramic matrix core transom
- Inner liner integrally bonded to hull
- No wood-no rot laminated design
- Posi-stern hull pad design
- Soli fiberglass bottom
- Vinylester resin barrier to prevent osmotic blistering

Helm Deck

- Storage compartment with 110V receptacle
- Compass, high speed
- L lounge and storage with cushions
- Custom SS steering wheel
- Easy access entry door to cabin
- Molded insulated drink cooler 85 qt.
- Power outlet, 12V

Electrical

- All wiring tin coated copper
- Automatic battery management system
- Battery charger, multi-bank
- Battery parallel switch
- Bonded electrical system
- Circuit protection throughout
- Cockpit lighting, indirect LED
- Color-coded & numbered wiring system
- Courtesy light in console
- Hi-water bilge alarm
- International navigation lights
- Marine horn, electric, dual
- Switch panel w/indicator lights
- Vapor proof battery switches
- Weather resistant switches
- HD marine batteries, AGM
- 30 Amp electrical services

Mechanical

- 5.5 kw diesel genset
- 12k btu A/C
- All fasteners, hinges and hardware are stainless steel
- Bilge pumps, automatic/manual (2) 2000 GPH
- Bilge pump, mid-ship, 900gph
- Bronze thru-hull fittings below waterline
- Deck hardware, flush mounted, SS
- Double SS hose clamps below waterline
- Fuel filters/water separator(s) 10 micron
- Fuel tanks, HD marine aluminum, coal tar coated
- Heavy duty vinyl rub rail with SS insert
- Sea-cocks on all below water thru-hulls
- Shower drain sump box
- Trim tabs, recessed w/auto retract and indicators
- Water tank w/gauge
- Livewell pump, HD 1600 GPH
- 110V ss water heater

Rigging

- Electronic binnacle control w/power trim
- Engine alarm system
- Engine cables & harness
- Fuel/water sensor w/alarm
- Hull boot stripe w/accent
- Hydraulic steering w/adjustable helm
- SS propellers matched to engines
- Optimus EPS Steering

Optional Equipment

- Twin Yamaha F350 4-strokes
- Painted Hull Sides, Awlcraft COLOR: Jupiter Blue
- Stripe Color - White/Silver
- (2) Underwater Lights, LED
- Windlass w/SS Anchor and Line
- Wiring for Electric Reels, 30A
- Bow Thruster
- Stern Seat
- Bridge Deck Enclosure, Polycarbonate
- Custom Deluxe Hardtop, includes 6 LED Courtesy Lights w/2 spreader lights and 5 rod holders

- Outriggers, Hardtop Mounted w/Telescoping Poles
- Teak Floor on Bridge Deck
- Powder Coat Package - rails and piping

Custom Options

- Electronics Package (2) 7612 Garmin, ICOM, Stereo
- Bridge A/C
- Upgrade to International Deluxe Helm Chairs
- Removable Cockpit Shade
- ACR-RCL 100D Spotlight
- Teak Bridge Table

Demo Boat Disclaimer

This boat has been used by Jupiter Marine as a company demonstrator for promotional and photographic purposes. The boat is sold as is with regard to cosmetics and finishes and normal wear and tear. Full Jupiter warranty for hull structure and Jupiter manufactured parts.

Exclusions


Owner's personal belongings.

Disclaimer

The Company offers the details of this vessel or yacht in good faith but cannot guarantee or warrant the accuracy of this information nor warrant the condition of the vessel. A buyer should instruct his representatives, agents, or his surveyors, to investigate such details as the buyer desires validated. This vessel or yacht is offered subject to prior sale, price change, or withdrawal without notice.

PHOTOS


Console



Electronics




Twin Yamaha



Tackle Storage




Fishbox



V Berth



Galley




Galley



Berth



Head




Generator



Panel



Layout



CONTACTS

Andrey Shestakov, leading yacht broker of the sales department of Shestakov Yacht Sales Inc. Shestakov Yacht Sales Inc., the official representative of the Miami/Fort Lauderdale FL headquarters.

Contact details

Email: **andrey@shestakovyachtsales.com**

Web: shestakovyachtsales.com/en/

Telephones

USA: **+1(954)274-4435**

Office hours

Monday – Saturday: **9:00 - 21:00** EDT

Sunday: **closed**

Address



Harbour Towne Marina, 850 NE 3rd St, STE 213, Dania, FL 33004