

JUPITER 25 BAY DEMO — JUPITER



Builder: JUPITER

Year Built: 2017

Model: Center Console

Price: PRICE ON APPLICATION

Location: United States

LOA: 25' 0" (7.62m)

Beam: 8' 6" (2.59m)

Max Draft: 2' 2" (0.66m)

Our experienced yacht broker, Andrey Shestakov, will help you choose and buy a yacht that best suits your needs **Jupiter 25 Bay DEMO — JUPITER** from **our catalogue**. Presently, at **Shestakov Yacht Sales Inc.**, we have a wide variety of yachts available on **our sale's list**. We also work in close contact with all the big **yacht manufacturers** from all over the world.

If you would like to buy a yacht **Jupiter 25 Bay DEMO — JUPITER** or would like help answering any questions concerning purchasing, selling or chartering a yacht, please call **+1(954)274-4435**

TABLE OF CONTENTS

TABLE OF CONTENTS	2
SPECIFICATIONS	4
Overview	4
Basic Information	4
Dimensions	4
Speed, Capacities and Weight	4
Hull and Deck Information	5
Engine Information	5
DETAILED INFORMATION	6
Construction	6
Cockpit	6
Electrical	6
Mechanical	7
Console	7
Optional Equipment	8
Demo Boat Disclaimer	8
Exclusions	8
Disclaimer	8
PHOTOS	10
25 Jupiter Bay Console	10
25 Jupiter Bay Console	10
25 Jupiter Bay Tower Controls	10
25 Jupiter Bay Cockpit Storage	10
25 Jupiter Bay Cockpit	10
25 Jupiter Bay Bow Storage	10
25 Jupiter Bay Anchor Locker	10
25 Jupiter Bay	10
25 Jupiter Bay Tackle Storage	11

25 Jupiter Bay Cooler	11
25 Jupiter Bay Looking Forward	11
25 Jupiter Bay Electrical	11
25 Jupiter Bay Helm Seat	11
25 Jupiter Bay Looking Aft	11
25 Jupiter Bay Steering Wheel	11
25 Jupiter Bay Looking Down	11
CONTACTS	12
Contact details	12
Telephones	12
Office hours	12
Address	12

SPECIFICATIONS

Overview

The 2017 Jupiter 25 Bay features all the amenities of a traditional bay boat while adding a hybrid functionality with higher gunnels, flush decks, voluminous tournament live wells, and storage that you might expect on larger off-shore center console fish boats. The 25 Bay features all-around versatility with its shallow 14" draft delivering backwater and offshore performance while inviting the occasional family excursion to the sandbar. The 100 gallons of fuel will provide plenty of range to accommodate your style of fishing, and provides a stable ride with a trailerable 8'6" beam. A choice of factory-installed towers and the ergonomically designed center console provides for dual screen electronics that combine to create an appealing helm area. The standard built-in center console seat will provide dual functionality incorporating a 130 quart cooler under the cushion. When talking performance, the Jupiter 25 Bay cruises efficiently between 30-40 MPH with an optional Yamaha F300 and is capable of attaining speeds of 50 MPH at wide open throttle.

Basic Information

Category: Center Console

Model Year: 2017

Year Built: 2017

Country: United States

Dimensions

LOA: 25' 0" (7.62m)

Beam: 8' 6" (2.59m)

Max Draft: 2' 2" (0.66m)

Clearance: 11' 0" (3.35m)

MFG Length: 26' 1" (7.95m)

Speed, Capacities and Weight

Displacement: 3700 Pounds

Water Capacity: 9 Gallons

Fuel Capacity: 91 Gallons

Hull and Deck Information

Hull Material: Fiberglass

Engine Information

Manufacturer: Yamaha

Model: F300

Engine Type: Outboard

Fuel Type: Gas/Petrol

DETAILED INFORMATION

Construction

- Closed cell PVC foam coring
- Deck mechanically fastened and fiberglass bonded to hull
- Fiberglass uni-grid stringer system
- Hand-laid with multidirectional biaxial & triaxial knitted fiberglass
- High density ceramic matrix core transom
- Inner liner integrally bonded to hull
- No wood-no rot laminated design
- Posi-stern hull pad design
- Solid fiberglass bottom
- Vinylester resin barrier to prevent osmotic blistering

Cockpit

- Coaming Bolsters
- Anchor locker, top loading
- Bait prep center w/45 gal. stand-up livewell, tackle storage, cushion, rod holders, F/W sink w/shower, helm seat w/drink holders & folding footrest.
- Boarding ladder & grab rail
- Dry storage compartment fwd.
- Fishbox with macerator 120 gal.
- Forward dry storage compartments, 2 ea., 45 gal.
- Fresh water washdown
- Grabrails at all std. seating locations
- Lockable rod storage, port & stbd.
- Molded fiberglass gasketed hatches
- Non-skid decks, with self bailing cockpit
- Rod holders, 4 ea.
- Salt water washdown
- Walk thru transom door
- Rod racks, Port & Starboard

Electrical

- All wiring tin coated copper
- Automatic battery management system
- Battery charger, multi-bank
- Battery parallel switch

- Bonded electrical system
- Circuit protection throughout
- Cockpit lighting, indirect LED
- Color coded & numbered wiring system
- Courtesy light in console
- Hi-water bilge alarm
- International navigation lights
- Marine horn, electric, dual
- C-Zone Digital Switching
- Vapor proof battery switches
- Weather resistant switches
- HD marine batteries, AGM

Mechanical

- Marine head, electric w/holding tank
- All fasteners, hinges and hardware are stainless steel
- Bilge pumps, automatic/manual (2) 2000 GPH
- Bronze thru-hull fittings below waterline
- Deck hardware, flush mounted, SS
- Double SS hose clamps below waterline
- Fuel filters/water separator(s) 10 micron
- Fuel tank, HD marine aluminum, coal tar coated
- Heavy duty vinyl rub rail with SS insert
- Sea-cocks on all below water thru-hulls
- Trim tabs, recessed w/auto retract and indicators
- Water tank w/gauge
- Livewell pump, HD 1600 GPH

Console

- Battery storage compartment
- Compass, high speed
- Console seat with cushions & armrest
- Custom SS steering wheel
- Easy access entry door to head, lockable
- Electronics compartment at helm
- Molded fresh water sink with pull out shower
- Lockable rod storage
- Molded insulated drink cooler 85 qt.
- Plexiglass windscreen
- Power outlet, 12V

- Recessed key switches
- Safety gear compartment
- Custom oversize console w/stand-up head compartment
- Ventilating Hatch

Optional Equipment

- Cockpit Lighting, White
- Freshwater Washdown
- Lighting in Storage Boxes
- Underwater Lights
- Battery Charger
- Coaming Bolsters
- Custom Tower w/Second Station
- Extra Rod Holders, Gunnel Mounted, 2 Pair
- Teak Helm Foot Rest
- Teak Floor
- Console Windscreen Enclosure, Polycarbonate
- Electronics Package Including:

Garmin 7612 XSVD
Down Vuu Side Vuu Chirp
Garmin 7612 in Tower
Fusion Black Box
100JL Audio 7.7 Speakers - 2 Pair
JL Audio 10 Subwoofer
JL Audio 5 Channel Amp 900/s

- Full Tower/Console Cover
- Forward Sun Shade
- Welded Continental Trailer

Demo Boat Disclaimer

This boat has been used by Jupiter Marine as a company demonstrator for promotional and photographic purposes. The boat is sold as is with regard to cosmetics and finishes and normal wear and tear. Full Jupiter warranty for hull structure and Jupiter manufactured parts.

Exclusions

Owner's personal belongings.


Disclaimer

The Company offers the details of this vessel or yacht in good faith but cannot guarantee or warrant the accuracy of this information nor warrant the condition of the


vessel. A buyer should instruct his representatives, agents, or his surveyors, to investigate such details as the buyer desires validated. This vessel or yacht is offered subject to prior sale, price change, or withdrawal without notice.

PHOTOS


25 Jupiter Bay Console




25 Jupiter Bay Console




25 Jupiter Bay Tower Controls



25 Jupiter Bay Cockpit Storage




25 Jupiter Bay Cockpit



25 Jupiter Bay Bow Storage



25 Jupiter Bay Anchor Locker



25 Jupiter Bay



25 Jupiter Bay Tackle Storage



25 Jupiter Bay Cooler



25 Jupiter Bay Looking Forward




25 Jupiter Bay Electrical




25 Jupiter Bay Helm Seat



25 Jupiter Bay Looking Aft



25 Jupiter Bay Steering Wheel



25 Jupiter Bay Looking Down



CONTACTS

Andrey Shestakov, leading yacht broker of the sales department of Shestakov Yacht Sales Inc. Shestakov Yacht Sales Inc., the official representative of the Miami/Fort Lauderdale FL headquarters.

Contact details

Email: **andrey@shestakovyachtsales.com**

Web: shestakovyachtsales.com/en/

Telephones

USA: **+1(954)274-4435**

Office hours

Monday – Saturday: **9:00 - 21:00** EDT

Sunday: **closed**

Address



Harbour Towne Marina, 850 NE 3rd St, STE 213, Dania, FL 33004