

DL — WELLCRAFT



Builder: WELLCRAFT

LOA: 34' 0" (10.36m)

Year Built: 2013

Beam: 11' 9" (3.58m)

Model: Cruiser

Min Draft: 1' 8" (0.51m)

Price: PRICE ON APPLICATION

Location: United States

Our experienced yacht broker, Andrey Shestakov, will help you choose and buy a yacht that best suits your needs **DL — WELLCRAFT** from **our catalogue**. Presently, at **Shestakov Yacht Sales Inc.**, we have a wide variety of yachts available on **our sale's list**. We also work in close contact with all the big **yacht manufacturers** from all over the world.

If you would like to buy a yacht **DL — WELLCRAFT** or would like help answering any questions concerning purchasing, selling or chartering a yacht, please call **+1(954)274-4435**

TABLE OF CONTENTS

TABLE OF CONTENTS	2
SPECIFICATIONS	4
Overview	4
Basic Information	4
Dimensions	4
Speed, Capacities and Weight	5
Accommodations	5
Hull and Deck Information	5
Engine Information	5
DETAILED INFORMATION	6
Cockpit	6
Hull and Deck	6
Mechanical	6
Cabin	7
Head	7
Galley	7
Exclusions	7
Disclaimer	7
PHOTOS	8
At the Dock	8
Aft View	8
Yamaha 350's	8
Cockpit	8
Bow-Sunpad	8
Windlass	8
Looking Aft from the Bow	8
Hard Top	8
Life Raft	9

Helm	9
Helm	9
Cockpit Seating	9
Rob Storage	9
Wet Bar	9
Wet Bar	9
Summer Kitchen	9
BBQ and Live well	10
Cockpit	10
Bilge	10
Fighting Chair	10
Salon	10
TV	10
Aft Cabin	10
Galley	10
Stereo	11
Head	11
Head	11
Layout	11
CONTACTS	12
Contact details	12
Telephones	12
Office hours	12
Address	12

SPECIFICATIONS

Overview

Brand New Canvas 2017

Up to Date with all Services

Fighting Chair

260 Hours on her 350 Yamaha's & Kohler Generator

Wellcraft is well-crafted for luxury fishing and family time in this series of recreational boats. With the backend built for the serious business of fishing, you'll also find that we haven't missed a trick on providing for storage, room to maneuver, premium appointments, and all day amenities like a head and galley. Chase the big one, discover an island, head for the horizon line; it's all good in a Coastal. It's impressive! This model's standard features rival a fully loaded competitor. A generator, air conditioning, and windlass, a large windshield for weather protection with walk-thru to foredeck, port and starboard pilot berths for additional sleeping capacity, and a full galley with refrigerator, microwave, stainless sink Corian countertops and even a coffee maker! There is sleeping room for six, or maybe for just the two of you? DYSID:3125850

Basic Information

Category: Cruiser

Model Year: 2013

Year Built: 2013

Country: United States

Dimensions

LOA: 34' 0" (10.36m)

Beam: 11' 9" (3.58m)

Min Draft: 1' 8" (0.51m)

Clearance: 10' 2" (3.10m)

Speed, Capacities and Weight

Displacement: 13500 Pounds

Water Capacity: 56 Gallons

Holding Tank: 10 Gallons

Fuel Capacity: 382 Gallons

Accommodations

Total Berths: 1

Hull and Deck Information

Hull Material: Fiberglass

Hull Configuration: Modified Deep Vee

Engine Information

Engines: 2

Manufacturer: Yamaha

Model: F350XCA

Engine Type: Inboard

Fuel Type: Diesel

DETAILED INFORMATION

Cockpit

Aft access hatch to mechanical equipment Aft seat, fold-out Air conditioning vent at helm (generated from cabin unit) AM/FM CD player w/MP3 jack at helm Beverage holders, stainless steel Cockpit bolsters, port/stbd/aft Cockpit overboard scuppers Courtesy lights Digital remote control at helm w/display Entry light switch at transom Fire extinguisher storage box Fish boxes w/lift assist (2) Dedicated macerator pumps Glovebox, at helm, lockable Hardtop, FRP, w/finished liner LED overhead lights Overhead hatches (2) Remote spotlight Rod holders (6) Rod holders, lockable rod storage Spreader lights Helm seat, electric, double wide with flip-up bolster JL Marine 10" subwoofer, cockpit JL Marine 6 channel amplifier JL Marine audio speakers Cabin speakers (2) Cockpit speakers (4) Port L-lounge seat w/storage Pressurized fresh and raw water washdowns Rod storage, under gunwale, port/stbd Tackle storage, aft w/cutting board Wet bar w/storage, stainless sink, Corian countertop, 110V outlet

Hull and Deck

Anchor roller and additional bow anchor storage Bow and stern eyes, stainless steel Cleats, stainless steel, 10" (7) Deck hatches, opening, w/screens and shades (1 large, 2 small) Dive ladder, heavy duty, removable Rails, stainless steel Rod holders, gunwale-mounted, stainless steel Rope locker Rub rail, heavy duty w/stainless steel insert Swim platform, integrated Transom door Windshield, curved w/tempered *Solexa* glass, walk-thru door

Mechanical

Accessory plug, 12V (2) Air conditioner 12,000 BTU reverse cycle w/heat Baitstation w/remote drain valve, fresh and raw water pull-out sprayer and tackle storage unit, 50 qt. Battery switches w/remote at helm Bilge pump w/auto float switch, aft, 1500 GPH. (2) Bilge pump w/auto float switch, fwd, 800 GPH. (2) Compass Dockside water connection Full digital instrumentation Generator, 7.3 kW, gas w/galvanic isolator and status monitoring (260 Hours) Horn, dual trumpet Ignition, safety interlock system w/lanyard Navigation lights Power at helm for electronics Power outlet, 110V duplex w/GFI Pressurized fresh water system w/transom shower (hot/cold) Propellers, stainless steel Shore power, dual 30 amp converter Shore power cords (2) Steering wheel, stainless steel w/power knob Steering, hydraulic w/power assist and tilt wheel Trim tabs w/indicators Water heater, tankless w/continuous supply Windlass w/300' rope/chain combo Lanyard and anchor Up/down switches Windshield wipers w/washer system

Cabin

12 volt lighting Cabin door, lockable Cabin floor, teak and holly wood laminate Cabinets, woodgrain Designer fabrics Detector, carbon monoxide Dinette table, cherry wood, converts to full V-berth Forward V-berth w/cushions and backrests that convert to twin pilot berths Hanging locker, cedar-lined Liner, full fiberglass Mid-cabin berth w/table and privacy curtain Storage compartments under fwd berth w/teak faces Trash receptacle

Head

Automatic shower sump pump Corian countertop w/storage below Head, SeaLand VacuFlush w/10-gal holding tank, level monitor and dockside pumpout Mirror, full-length Port lights, opening w/screens (3) Slider bar shower head w/separate mixer (hot/cold) Storage cabinets w/mirrored doors Toilet paper holder

Galley

Coffee maker Countertops, Corian w/stainless steel sink and keeper rails Microwave oven Refrigerator, cockpit, stainless steel, pull out Refrigerator, dual voltage, stainless steel (4.6 cu ft) Storage cabinets Stove, single burner electric

Exclusions

Owner's personal belongings.

Disclaimer

The Company offers the details of this vessel or yacht in good faith but cannot guarantee or warrant the accuracy of this information nor warrant the condition of the vessel. A buyer should instruct his representatives, agents, or his surveyors, to investigate such details as the buyer desires validated. This vessel or yacht is offered subject to prior sale, price change, or withdrawal without notice.

PHOTOS

At the Dock



Aft View




Yamaha 350's



Cockpit




Bow-Sunpad



Windlass




Looking Aft from the Bow



Hard Top



Life Raft



Helm




Helm



Cockpit Seating




Rob Storage



Wet Bar



Wet Bar



Summer Kitchen



BBQ and Live well



Cockpit



Bilge



Fighting Chair



Salon




TV



Aft Cabin



Galley



Stereo



Head



Head



Layout



CONTACTS

Andrey Shestakov, leading yacht broker of the sales department of Shestakov Yacht Sales Inc. Shestakov Yacht Sales Inc., the official representative of the Miami/Fort Lauderdale FL headquarters.

Contact details

Email: **andrey@shestakovyachtsales.com**

Web: shestakovyachtsales.com/en/

Telephones

USA: **+1(954)274-4435**

Office hours

Monday – Saturday: **9:00 - 21:00** EDT

Sunday: **closed**

Address



Harbour Towne Marina, 850 NE 3rd St, STE 213, Dania, FL 33004