

TURANGALILA — NEPTUNUS



Builder: NEPTUNUS

Year Built: 2006

Model: Motor Yacht

Price: PRICE ON APPLICATION

Location: United States

LOA: 70' 0" (21.34m)

Beam: 18' 11" (5.77m)

Min Draft: 5' 0" (1.52m)

Max Draft: 5' 2" (1.57m)

Our experienced yacht broker, Andrey Shestakov, will help you choose and buy a yacht that best suits your needs **TURANGALILA — NEPTUNUS** from **our catalogue**. Presently, at **Shestakov Yacht Sales Inc.**, we have a wide variety of yachts available on **our sale's list**. We also work in close contact with all the big **yacht manufacturers** from all over the world.

If you would like to buy a yacht **TURANGALILA — NEPTUNUS** or would like help answering any questions concerning purchasing, selling or chartering a yacht, please call **+1(954)274-4435**

TABLE OF CONTENTS

TABLE OF CONTENTS	2
SPECIFICATIONS	4
Overview	4
Basic Information	4
Dimensions	5
Speed, Capacities and Weight	5
Accommodations	5
Hull and Deck Information	5
Engine Information	5
DETAILED INFORMATION	6
Dimensions	6
Engines	6
Tankage	6
Accommodations	6
Special Features	6
Salon	7
Day Head	8
Galley	8
Dining Area	8
Accommodations Companionway	9
VIP Cabin	9
Guest Cabin	11
Guest Head	11
Master Cabin	11
Master Head	12
Foredeck	12
Aft Deck	13
Flybridge Equipment	13

Electronics and Helm	14
Hard Top	14
Crew Area	14
Crew Head	15
Engine Room	15
Mechanical Equipment Located Elsewhere	16
Electrical	16
Remarks	16
Disclaimer	17
Exclusions	17
Disclaimer	17
PHOTOS	18
CONTACTS	24
Contact details	24
Telephones	24
Office hours	24
Address	24

SPECIFICATIONS

Overview

TURANGALILA was custom built by her current owner and was overseen during the entire build process. The vessel features tremendous customization, an excellent build quality and has seen just under 100 hours per year over the course of her life.

may be entered from either the fixed swim platform on a floating dock or any of the four boarding gates on her main deck via the wide walk around side decks.

The Integral fixed swim platform has both stainless hoop rails and extra wide steps leading to the Aft Deck on the starboard side. The spacious Aft Deck is 4' - 5' longer than her 65/66 Neptunus sister-ships allowing for more comfortable seating.

The Trend stainless steel trimmed entry door is offset to port. The spacious Salon has a large custom settee to port and two occasional chairs to starboard. Forward is a custom glass storage cabinet and dry bar followed by a Day Head and side Pilothouse door. To port is the spacious Galley with all stainless steel appliances. Furthest forward is an expansive dining settee. Steps to below on the starboard side lead forward to the VIP Suite, aft to the Master Suite and to port, the Guest Suite.

A proper Crew Cabin is aft accessed from the swim platform with an entrance to the Engine Room further forward. Includes a spacious head and shower within, office set up to port. Comfortable steps lead from the Aft Deck to the Flybridge. An L shaped settee with table is aft to port. Forward is a curved walk behind bar with three stools facing forward. Furthest forward is the all weather Helm protected by a hardtop, and a four side enclosure. This area is air conditioned or heated as needed with two 16000 BTU A/C Units.

Basic Information

Category: Motor Yacht

Model Year: 2006

Year Built: 2006

Country: United States

Dimensions

LOA: 70' 0" (21.34m)

Beam: 18' 11" (5.77m)

Min Draft: 5' 0" (1.52m)

Max Draft: 5' 2" (1.57m)

Speed, Capacities and Weight

Displacement: 98000 Pounds

Water Capacity: 280 Gallons

Holding Tank: 200 Gallons

Fuel Capacity: 1400 Gallons

Accommodations

Total Cabins: 3

Total Berths: 4

Total Heads: 4

Hull and Deck Information

Hull Material: Fiberglass

Engine Information

Engines: 2

Manufacturer: MTU

Model: 10V2000CR M93

Engine Type: Inboard

Fuel Type: Diesel

DETAILED INFORMATION

Dimensions

LOA: 70 ft 0 in Beam: 18 ft 11 in Minimum Draft: 5 ft 0 in Maximum Draft: 5 ft 2 in Dry Weight: 98000 lbs

Engines

Engine 1: Engine Brand: MTU Year Built: 2006 Engine Model: 10V2000CR M93 Engine Type: Inboard Engine/Fuel Type: Diesel Engine Hours: 950 Engine Power: 1550 HP
Engine 2: Engine Brand: MTU Year Built: 2006 Engine Model: 10V2000CR M93 Engine Type: Inboard Engine/Fuel Type: Diesel Engine Hours: 955 Engine Power: 1550 HP

Tankage

Fresh Water Tanks: (280 Gallons) Fuel Tanks: (1400 Gallons) Holding Tanks: (200 Gallons)

Accommodations

Number of single berths: 2 Number of double berths: 2 Number of cabins: 3 Number of heads: 4

Special Features

Stabilizers

Dayhead

Bow thruster

Stern Thruster

Under 1000 hrs on engines

Twin 27.5 KW generators

Water maker

Original owner

Full beam master

Bridge AC

Massive engine room

Salon

Pioneer 42" LCD HD TV

Bose Lifestyle 48 surround sound system featuring AM/FM/CD/DVD and hard drive storage for music & movies

Camel colored Ultra Leather C shaped sofa Twin hi-gloss cherry end tables with lamps and storage

Custom built coffee table

Granite entry way floors

Carpeting

Direct TV Sat receiver for Salon & Crew TV Glomex terrestrial TV attenuator Sea Tel Sat TV control panel A/B switch for cable TV

Two swivel chairs

Large oval shaped windows

Tray ceiling feature

Hunter Douglas Silhouette shades and Roman shades

Overhead LED lights

A CO detector

Liquor cabinets

Central vacuum outlet

Air conditioning controls

Stemware cabinet housing wine glasses

Wine cooler

Sliding glass entrance door

Whisper wall style headliner

Day Head

Rounded cherry vanity with an under mount stainless sink

Headhunter Royal Flush toilet

Stone encapsulated countertop

Stone encapsulated tile flooring

Mirrored overhead

LED lighting

Galley

GE Profile refrigerator and freezer in stainless steel Miele stainless steel trimmed (4) burner cooktop Miele stainless steel convection oven GE Profile stainless steel microwave

Granit countertops Bosch stainless steel dishwasher Double basin under-counter mounted stainless steel sink Insinkerator garbage disposal Cherry cabinetry

Granite Countertops

Push knob buttons Cherry backsplash

Granite tile floors Insinkerator Instahot water tap (6) Under counter lights (5) Overhead LED lights

Exhaust fan

Whisper wall style headliner Designer sink faucet with pullout sprayer

Separate drinking tap

Dining Area

Seating for eight

Ultra Leather seating

a 17" Sharp Aquos LCD TV.

CO detector

Overhead LED lighting

Whisper wall style headliner

Large windows

High gloss cherry cabinetry and accents

Cherry hardwood flooring

Accommodations Companionway

Down six carpeted steps to the Lower Deck Accommodations.

On the way below is a two cherry door locker housing the main AC and DC electrical panels.

Forward is the VIP. To port is the Guest Cabin and aft is the Master Cabin each with an arched cherry entry door. On the way to the Master Cabin are two steps going down. Inboard is a door to a walk in Laundry Room housing the Whirlpool Thin Twin washer dryer combo and additional storage.

VIP Cabin

Located forward

Queen centerline berth with drawer storage below

Accent rope lighting

Lewmar deck hatch with Oceanair sliding screen and cover

Mirrored headboard. Below the berth are four storage drawers and rope lighting around the perimeter.

Reading lights

Nightstands

Premium carpeting

Whisper wall style ceiling

Overhead LED lighting

Roman shades

Stainless steel portholes on both the port and starboard

High gloss cherry cabinetry

(2) Cedar lined hanging lockers

15" Sharp Aquos LCD TV affixed to the aft bulkhead

Central vacuum outlet

DVD player

Digital AC controls

CO detector

Bose stereo speakers and sound system

Access hatch to the bow thruster area

VIP HEAD

Located aft and to port

Cherry bow front vanity

Under mount china sink

Designer faucet

Cherry cabinetry

"Sky Glass" Avonite countertop.

Mirrored medicine cabinet

Botticino Classico marble flooring

Royal Flush fresh water toilet by Headhunter

Stall shower with clear tempered glass door,

Exhaust fan

Mirrored overhead,

Lighting

Arched entrance door

Guest Cabin

Entrance to this cabin is from the aft end with the berths forward.

There are two twin berths on the forward bulkhead with a three drawer nightstand with table lamp between. Twin padded headboards are affixed to mirrored panels forward. There are two small and one large drawer beneath each berth. On the forward bulkhead above the headboards are six cherry storage cabinets.

Above the outboard berth is a shelf with two opening stainless steel portholes covered by Roman shades. Above the portholes are six additional cherry storage cabinets. At the foot of the inboard berth is a Sharp Aquos 15" LCD TV in a cherry cabinet with Bose speakers with Bose Link system.

Just as you enter the cabin is a full size cedar lined auto lit hanging locker with two drawers below.

Aft is the access to the Guest Head via an arched cherry door. Also in this cabin is a CO detector, Bose stereo speakers and five LED lights.

Guest Head

The Guest Head is aft to port. The cherry bow front vanity has an under mount china sink under a Cobalt Blue Karadon countertop. The sole is Botticino Classico marble to match the countertop. The head is a full size Royal Flush by Headhunter. The stall shower has a clear tempered glass door, a hand held or wall mountable fixture plus a light and exhaust fan.

Also within the Head is a mirrored overhead, an opening stainless steel porthole, two halogen mini spots and an arched entrance door.

Master Cabin

Entering from the forward end, the king size berth is on the aft bulkhead with an upholstered headboard affixed to a large mirrored panel. Two cherry columns with sconce lights rise from the three drawer nightstands either side of the berth. There is rope lighting around the perimeter of the berth. At the foot of the berth is the entertainment center with a 32" Samsung LCD TV and two cherry cabinet doors below. A custom third two door hanging locker is outboard of the TV.

To port is a pecan Ultra Leather settee with three drawers forward and three drawers aft. Two opening stainless steel portholes with Roman shades are above. Next aft is a full size cedar lined auto lit hanging locker, followed by a walk in cedar lined locker with a full size dressing mirror and a three door mica cabinet.

To starboard is a bureau with nine cherry drawers, two portholes, Roman shades, drapes and a second full size cedar lined auto lit hanging locker.

Aft to starboard is the entrance to the Master Head via an arched cherry door.

Also in the Master is an attractive ceiling treatment with mirrors, vinyl panels and cherry trim with concealed rope lighting and four halogen mini spots, a CO detector, digital AC controls and Bose stereo speakers with a dedicated Bose Lifestyle 48 system. AC delivery is via a starboard side valance with hidden rope lighting. Eleven additional LED lights provide plenty of lighting.

Master Head

The size of the Master Head is very generous and not properly described by the word "Head". The sole is Botticino Classico marble with Black Star inlays to compliment the Black Star Galaxy granite countertops. The outboard vanity has three drawers and a pull out stool to port. Extending inboard the vanity has two double door bow front cabinets under each sink. White china sinks are under mounted on the granite countertop. The area above the sinks and much of the area to starboard is mirrored including two additional mirrored storage cabinets on the starboard side.

The toilet is a Headhunter Royal Flush model. The shower is huge and includes a seat, a handheld or wall mountable Grohe fixture, an exhaust fan and two lights. The shower door is clear tempered glass and includes an even larger sidelight. The overhead is mirrored throughout. Within the Head there are five LED lights, ample GFCI protected outlets and two tone fixtures. An opening stainless steel porthole is covered with a Duette shade.

Foredeck

Fiberglass non skid deck Raised bulwarks w/stainless steel bow & side deck rails Bollard type cleats w/hawse holes forward Recessed Maxwell 3500 windlass w/freshwater wash down, up & down foot switches & hinged cover Stainless steel anchor chute Lewmar Delta stainless steel 110 lb. anchor w/all chain rode 200' Bow sun pad w/removable cushions Lewmar tinted plexiglass deck hatch to anchor locker (5) Port & (5) starboard LED mini deck lights Port & starboard midship boarding gates w/hinged

door & rail breaks Starboard side entry door White Textulene windshield cover for forward & side windshields Dual port & starboard Bollard type spring line cleats International navigation lights Frameless cabin side windows on house sides Stainless steel safety rail at house sides Delta T side deck air intakes Khalenberg dual trumpet air horns Portside storage hinged Pin LED lights over house side windows Bow pennant staff Lewmar deck hatch into VIP Cabin Port or starboard fueling stations (4) Stainless steel fender baskets w/fenders Bosuns locker on Foredeck

Aft Deck

Fiberglass nonskid decks Aft Deck built in bench seating for four to five people w/removable Sunbrella cushions & cover High gloss cherry wood table w/dual stainless steel pedestals & cover (4) Varnished teak arm chairs w/matching Sunbrella seat backs & bottoms Haier drink refrigerator at Aft Deck bar (new 2017) Electric Chef stainless steel BBQ at Aft Deck bar (upgraded) Stainless steel under mount sink w/hot & cold taps plus sink cover Storage cabinet in bar w/Avonite top w/white Sunbrella cover to enclose the bar Trend stainless steel entry door w/dark tinted glass Clarion stereo remote (2) Pylaster area cabinets, portside w/engine/thruster controls, starboard upgraded to include engine/thruster controls Port & starboard Aft Deck boarding gates w/rail break (2) Bollard type Aft Deck cleats Starboard side stainless steel hinged boarding gate from swim platform (4) Fiberglass nonskid steps down to swim platform Integral nonskid fiberglass swim platform Watertight door to Crew Cabin & Engine Room Swim platform freshwater wash down spigot Swim platform hot & cold water shower (2) Stainless steel stern cleats (3) Stainless steel removable safety rails aft Port & starboard 50 amp 220 volt cable master lockers (2) Maringo cable TV/phone inlets (5) LED step lights (5) Overhead stainless steel trimmed halogen Aft Deck overhead lights Aft deck CCTV camera Ample stainless steel safety handrails (2) Bose stereo speakers (4) Underwater lights (2) Stainless steel fender holders on Aft Deck (2) Extra Aft Deck, deck drains Winslow life raft, 6 person w/hydrostatic release (10) Fiberglass steps to Flybridge ACR EPIRB

Flybridge Equipment

Hinged two piece fiberglass hatch to cover steps up to Flybridge Fiberglass nonskid decks Safety rail at bridge steps (2) Lewmar opening hatch skylights (8) Overhead stainless steel trimmed overhead lights (2) JL Audio stereo speakers (2) Bose stereo speakers L shaped seating for 5 to 6 people with custom removable cushions, covers & storage below Brazilian Blue Avonite table at settee w/(2) stainless steel bases Centered Brazilian Blue Avonite two level bar top, stainless steel foot rail, (4) navy Ultra Leather bar stools, under mount Stainless steel sink w/cover, & (1) large storage cabinets. Also in bar facing forward is a stainless steel Viking wine cooler, a stainless steel Viking drink fridge & a U Line icemaker Marquipt 1500 lb. tender davit on portside

for portside tender launching Stainless steel & teak step ladder to Coach Roof Integral deck drains on boat deck to waterline (12) Panel clear vinyl four side enclosure, w/(8) U Zips, opens to pin to overhead as desired Hardtop w/radar arch supports aft Oversize dark tinted wrap around Venturi windscreen (11) LED courtesy lights on bridge perimeter Marine Air AC control for aft Flybridge

Electronics and Helm

Centerline helm with Sea Star tilt stainless steel helm wheel (3) Admiral Blue Stidd helm chairs Footrests on all three helm seats Garmin 7215 GPS/plotter/radar (2015) (2) MTU LCD ECM engine monitors Simrad 15" CX54 72 mile radar/plotter Ritchie 5" Power Damp magnetic compass MTU electronic engine controls Naiad Integral bow & stern thruster controls Simrad AP25 autopilot Icom M602 VHF w/DSC MTU key start/stop panels (2) ACR UPP 102 Point Pad searchlight controls Naiad Multi Sea II stabilizer panel Fireboy engine shutdown bypass panel Bennett trim tab control panel Fusion Sirius ready AM/FM/CD stereo w/iPhone & iPod connections 6 Station bilge pump control panel w/alarm & (3) bilge pump counters 12V Accessory outlet Marine Air digital AC controls Windlass switches at Helm (2) Stainless steel grab rails at helm Tempered safety glass at center helm w/windshield wiper/washer Horn button (3) Storage cabinets under helm to large storage area 12 Volt electronics panel w/(30) breaker protected circuits 12V digital voltmeter & digital amp meter Panasonic Data Systems controller for CCTV cameras Simrad AIS 70 AIS system Helm cover Red night navigation light over helm Headhunter tank sentry fuel gauge

Hard Top

(2) ACR searchlights Garmin 5' Open array HD 12 KW radar antenna Simrad 4' 6 KW open array radar antenna Speco hailer horn Sea Tel Sat TV dome Fold down signal mast w/(2) stainless steel halogen lights (3) GPS antennas Glomex terrestrial TV antenna Aft facing quartz light on mast for Boat Deck Courtesy flag halyard (2) VHF antennas Cell phone antenna FM Antenna XM Sat radio/weather antenna Removable stainless steel ladder for Coach Roof access (2) Lewmar deck hatches

Crew Area

Down three steps with storage under from the swim platform entry door is the Crew Area. To starboard is the open Crew Cabin with a single bunk off the starboard forward bulkhead and a GE top loading freezer. The bunk has three drawers and a cabinet below. A hanging locker is adjacent.

Also in the cabin is an opening stainless steel porthole with a Duette shade, digital SMX II AC controls, CO detector, Bose stereo speakers and a laminate tile sole. Three halogen mini spots are above and a 22" Sharp LCD TV/DVD combo is placed where it can be seen from both berths.

The centerline companionway has storage in the sole and the watertight door to the Engine Room.

To port is an open desk area with a Corian top, a manual/equipment locker, two desk drawers and two lockable hanging file drawers. A cabinet with all the yacht's manuals is also above the desk. An Icom 602 VHF and the yacht's printer are in this area.

Crew Head

To port aft is the private Crew Head with a clear Lucite door. There is a vanity with an under mount sink in an Avonite countertop. The toilet is a compact Headhunter Royal Flush model. This area includes a light and a handheld or wall mountable shower fixture.

Engine Room

(6) Point Oil Exchanger oil change system - mains, generators & transmissions
 Freshwater hot & cold water spigots w/hose
 Dual Racor 1000 main engine fuel filters w/vacuum gauges
 Fireboy FE 241 100 lb. fire suppression system
 Reverso fuel polishing system w/Sea Pro 300 fuel filter/fuel magnet, timer @7 gpm filter rate (2)
 Main engine CRS 3000 coolant recovery bottles
 Naiad 252 stabilizer system
 Sea Star hydraulic steering reservoir & power steering system, pumps on both engines
 Black fiberglass wrapped dry exhaust (new 2013) system w/downstream water injection
 6 Step Marquipt Tide Ride ladder w/handrail stowed in Engine Room
 Neptunus 4 step stainless steel & teak tread vertical boarding/swim ladder stored in Engine Room
 Grafite shaft bonding brushes tied into central bonding system
 Central vacuum system (2)
 Fantech 110V Engine Room blowers w/12V extractor fan (2)
 AC fluorescent overhead lights (4)
 DC incandescent overhead lights (2)
 Generator coolant recovery bottles (2)
 72,000 BTU Cruiseair chilled water air conditioning compressors
 Fuel tanks as follows:
 540 gallon forward tank
 430 gallon port tank
 430 gallon starboard tank (2)
 Jabsco VR 100 fuel transfer pumps w/manifold pumps
 25 gal/min transfer rate
 3" Stainless steel propeller shafts
 ZF 2050A 2.029 to transmission ratios
 Tides dripless shaft seals (6)
 Rule bilge pumps
 Village Marine 900 GPD watermaker
 Engine Room cameras w/Flybridge display (2)
 16,000 BTU direct expansion air conditioners on Flybridge
 Propellers are 34" x 43", 4 blade (4)
 Underwater Sea Vision lights
 Crash pumps on both engines (2)
 Mounted spare props
 Spare shaft mounted in Engine Room
 Site gauges on Engine Room fuel tanks
 Sea Land macerator pump
 Naiad 20 HP hydraulic bow

thruster Naiad 20 HP hydraulic stern thruster (2) Racor 500 fuel filters for generators
Workbench w/vise on top of port generator Macerator pump w/timer Fuel priming
pump (2) Gas/water separators for generator exhaust RV central vacuum system
Hydraulic PTO's off both transmissions Power steering pumps off both transmissions

Mechanical Equipment Located Elsewhere

Windlass breaker in forward bilge (2) 30 Gallon Raritan hot water heaters in forward
bilge (2) Head Hunter Mach 5 110V house water pumps in forward bilge

Electrical

12V/24V DC electrical system 120V/240V AC electrical system 27.5 KW Northern Lights
genset in sound cover, 899 hours port 27.5 KW Northern Lights genset in sound
cover, 677 hours starboard (2) Battery cutoff switches Parallel switch Victron Centaur
24 volt 100 amp house battery charger Charles 24 volt 30 amp engine battery charger
Charles 12 volt 30 amp generator battery charger Charles 12 volt 30 amp electronics
battery charger (2) Group 31 generator batteries Parallel system for house & engine
batteries Parallel system for thrusters Main electrical panel w/the following: (23) Breaker
protected 220 volt double pole circuits (48) Breaker protected 120 volt circuits (48)
Breaker protected 24 volt circuits (2) AC digital voltmeters (2) AC digital amp meters
Digital frequency meter Generator start/stop panel for both generators Water tank
gauge at electrical panel Waste tank gauge at electrical panel Bilge pump alarm at
electrical panel Cruiseair chilled water digital control panel at main electrical panel Battery
switch for bow thruster (2) Galvanic isolators (2) 50 Amp Glendinning shore cord cable
reels aft (2) 15 KVA 50 amp isolation transformers 12 Volt battery w/60 amp charger
dedicated to Flybridge electronics Batteries as follows: Engine (2) 4D 165 Ah Gel Cell,
new Jan '16 House (4) 8D 235 Ah Gel Cell, new Jan '16 (2) Group 31 batteries for bow
thrusters Starboard generator has new raw water pump, Jan '16 Generator start/stop
panels in Engine Room

Remarks

URANGALILA was conceived and designed for her current and only owner. Countless
hours went into the refinement and improvement of her layout and equipment via
visiting previous 70' Neptunus builds.

Her owners have maintained her with an open checkbook policy. Most recent haul out
and bottom service July 2016. Come inspect TURANGALILA and see for yourself.

Owner's new yacht under construction dictating the sale of his 70' Neptunus. The name TURANGALILA is reserved.

Disclaimer

The Company offers the details of this vessel in good faith but cannot guarantee or warrant the accuracy of this information nor warrant the condition of the vessel. A buyer should instruct his agents, or his surveyors, to investigate such details as the buyer desires validated. Hours listed may vary from actual hours due to recent use. Purchaser is encouraged to verify hours prior to purchase. This vessel is offered subject to prior sale, price change, or withdrawal without notice.




Exclusions

Owner's personal belongings.

Disclaimer

The Company offers the details of this vessel or yacht in good faith but cannot guarantee or warrant the accuracy of this information nor warrant the condition of the vessel. A buyer should instruct his representatives, agents, or his surveyors, to investigate such details as the buyer desires validated. This vessel or yacht is offered subject to prior sale, price change, or withdrawal without notice.

PHOTOS














CONTACTS

Andrey Shestakov, leading yacht broker of the sales department of Shestakov Yacht Sales Inc. Shestakov Yacht Sales Inc., the official representative of the Miami/Fort Lauderdale FL headquarters.

Contact details

Email: **andrey@shestakovyachtsales.com**

Web: shestakovyachtsales.com/en/

Telephones

USA: **+1(954)274-4435**

Office hours

Monday – Saturday: **9:00 - 21:00** EDT

Sunday: **closed**

Address



Harbour Towne Marina, 850 NE 3rd St, STE 213, Dania, FL 33004