

ANCHOR MANAGEMENT — AZIMUT



Builder: AZIMUT

Year Built: 2003

Model: Motor Yacht

Price: PRICE ON APPLICATION

Location: United States

LOA: 80' 0" (24.38m)

Beam: 19' 3" (5.87m)

Max Draft: 6' 6" (1.98m)

Cruise Speed: 25 Kts. (29 MPH)

Max Speed: 28 Kts. (32 MPH)

Our experienced yacht broker, Andrey Shestakov, will help you choose and buy a yacht that best suits your needs **ANCHOR MANAGEMENT — AZIMUT** from our catalogue. Presently, at Shestakov Yacht Sales Inc., we have a wide variety of yachts available on our sale's list. We also work in close contact with all the big yacht manufacturers from all over the world.

If you would like to buy a yacht **ANCHOR MANAGEMENT — AZIMUT** or would like help answering any questions concerning purchasing, selling or chartering a yacht, please call **+1(954)274-4435**

TABLE OF CONTENTS

TABLE OF CONTENTS	2
SPECIFICATIONS	4
Overview	4
Basic Information	4
Dimensions	4
Speed, Capacities and Weight	4
Accommodations	5
Hull and Deck Information	5
Engine Information	5
DETAILED INFORMATION	6
Main Salon	6
Galley	6
Dining Area	6
Master Stateroom	6
Master Head	7
Bow Stateroom	7
Bow Head	7
Port Stateroom	7
Port Head	7
Starboard Stateroom	7
Starboard Head	8
Crew Quarters	8
Crew Head	8
Engine Room	8
Main Machinery	8
Lower Helm	9
Flybridge	9
Decks and Superstructure	9

Aft Deck	9
Fire Fighting and Safety Equipment	10
Exclusions	10
Disclaimer	10
PHOTOS	11
CONTACTS	18
Contact details	18
Telephones	18
Office hours	18
Address	18

SPECIFICATIONS

Overview

ANCHOR MANAGEMENT is a perfect example of a yacht that is maintained to very high standards. The owner has always had a full time crew onboard and provided them with the budget to complete all of the Services when due and replace and repair when required. Days before listing the vessel for sale the owner received the brand new exterior cushions for the flybridge and the brand new galley equipment has only been used a few times. The owner has just taken delivery of another yacht so he is very motivated to sell ANCHOR MANAGEMENT immediately.

Upgraded 1500hp MTU 12V 2000 engines

DYSID:3145628

Basic Information

Category: Motor Yacht

Sub Category: Flybridge

Model Year: 2003

Year Built: 2003

Country: United States

Dimensions

LOA: 80' 0" (24.38m)

Beam: 19' 3" (5.87m)

Max Draft: 6' 6" (1.98m)

Speed, Capacities and Weight

Cruise Speed: 25 Kts. (29 MPH)

Cruise Speed Range: 2000

Max Speed: 28 Kts. (32 MPH)

Max Speed Range: 2150 Kts.

Gross Tonnage: 68 Pounds

Water Capacity: 410 Gallons

Holding Tank: 172 Gallons

Fuel Capacity: 1484 Gallons

Accommodations

Total Cabins: 4

Total Berths: 5

Sleeps: 10

Total Heads: 5

Crew Cabin: 1

Crew Berths: 2

Crew Sleeps: 2

Hull and Deck Information

Hull Material: Fiberglass

Deck Material: Teak over Fiberglass

Hull Configuration: Modified V-Hull

Engine Information

Engines: 2

Manufacturer: MTU

Model: 12V2000

Fuel Type: Diesel

DETAILED INFORMATION

Main Salon

Carpet Overhead paneling with seven recessed lights Vinyl-covered air conditioning ducts with cherry wood trim, port and starboard Wood valances, port and starboard Drop shades and drapes, port and starboard Curtain, aft Curved cherry cabinetry, port, with Fujitsu flat screen television on remote control lift Bose stereo speakers Built-in curved sofa, port, with pillows Built-in curved sofa, starboard, with pillows Built-in chair, aft Burled wood countertop, port and starboard outboard Cherry table with burled wood and glass top Television on mechanical lift Samsung Blue Ray player

Galley

Built-in Frigomar refrigerator and freezer, forward Pantry, forward inboard Isotherm ice maker Push-out door to portside deck Two cherry wood cabinets, port outboard and centerline inboard, with granite countertops Miele 4-burner smooth surface stovetop Miele oven General Electric Profile microwave oven Two round stainless-steel sinks Miele Incognito dishwasher Single-lever faucet with spray hose Built-in cabinets overhead, port outboard and centerline inboard Stairway to crew quarters and engine room, aft

Dining Area

Suede upholstered overhead Cherry wood overhead trim piece with fiberglass inlay and five recessed lights Built-in cabinetry, port, with privacy shutters to galley, three lower cabinets for secured glassware and china storage; three overhead lights Built-in full-length cabinet, starboard forward, with false upper panel, and storage in lower Oval cherry wood table

Master Stateroom

Three carpeted steps down with three step lights Ultra-suede overhead with six lights Fiberglass inlay with three recessed lights Island berth with pillows, shams, bedspread, accent pillows; indirect lighting, five drawers below, built-in nightstands with drawers below Two swing-arm reading lamps Mirror on aft bulkhead Overhead soffit with two recessed lights Oval deadlights, three port and three starboard, with drop shades and curtains; matching lambrequins, port and starboard Built-in dresser, port, with nine drawers and two cabinets Built-in drawers with entertainment center, starboard, with: • Samsung television • Samsung Blu Ray player • Bose Lifestyle AM-FM/CD player Built-in vanity, starboard, with mirror, stool; six drawers; two cabinets Walk-in closet with full length mirror; built-in drawers; three recessed lights

Master Head

Marble sole Fiberglass overhead with four recessed lights Fiberglass soffit over countertop with three recessed lights Built-in vanity, outboard, with marble countertop and two sinks Two mirrored medicine cabinets Porthole with shades Vacuflush head Walk-in shower with overhead light, showerhead on hose; horizontal shower nozzles; hot/cold faucet; teak grate sole

Bow Stateroom

Ultra-suede overhead with one recessed light Cherry wood overhead soffit with eight recessed lights Curtains Island berth, centerline, with pillows with shams, bedspread, accent pillows; indirect lighting Two drawers below berth, aft Built-in countertops, port and starboard outboard Sony stereo Cruisair SMX II air conditioning control Loewe television Walk-in closet, starboard, with overhead recessed lights

Bow Head

Teak deck and grate Fiberglass overhead with four recessed lights Built-in curved wood cabinet, port, with marble countertop and backsplash, sink with faucet Storage locker, outboard Wood frame mirror over sink Vacuflush head Circular Lexan door to shower area Showerhead on hose, overhead showerhead, four shower nozzles

Port Stateroom

Ultra-suede overhead with four recessed lights Double berth Six mirrored panels, aft Hanging locker, port, with light Cruisair SMX air conditioning control Two stereo speakers Porthole with shade Sony AM-FM/CD player

Port Head

Wood flooring Fiberglass overhead with three recessed lights Built-in cabinet, port forward, with marble countertop sink and faucet Mirrored vanity Storage locker, outboard Vacuflush head Portlight Drop shade Shower area with circular Lexan door, fixed showerhead, showerhead on hose with wall mount, four shower nozzles, and overhead light

Starboard Stateroom

Ultra-suede overhead with four recessed lights Twin berths with pillows, shams, bedspreads, and accent pillows Curtains Portlight Built-in nightstand between berths Sony AM-FM/CD player with two stereo speakers Four mirrored panels on forward bulkhead Two swing-arm reading lamps Two air conditioning units, one under each berth Hanging locker

Starboard Head

Entry via companionway and starboard stateroom Fiberglass overhead with four recessed lights Built-in vanity with marble countertop and sink Mirrored panels above sink Storage locker, outboard Vacuflush head Portlight with drop shade Shower with Lexan circular door Shower stall with circular door, teak grate sole, mounted showerhead, showerhead on hose, four shower nozzles, hot/cold water faucet; overhead light

Crew Quarters

L-shaped dinette Built-in cabinet with granite countertop, stainless steel sink, single-lever water faucet Overhead storage, aft Miele Novotronic T1565C clothes dryer Miele Novotronic W1918 clothes washer Cruisair SMX II air conditioning control Frigomar refrigerator Head pump and vacuum tank, under stairs, with discharge Y-valve Door to engine room

Crew Head

Vacuflush head Mirrored vanity Shower area with circular door, overhead light, showerhead on hose, hot/cold faucet

Engine Room

Fluorescent overhead A.C. lights with safety lenses Kohler 32-kw generator, mid centerline Kohler 23-kw generator, aft centerline Racor fuel filters to each generator Hydraulics to davit, swim ladder, pod hatches and step door, trim tabs, steering Main circuit panel Two fiberglass mufflers to generators with water separators Two 24-volt freshwater system pumps with accumulator tank, filter and pressure gauge Water heater Refrigerator compressor Air conditioning units, two port and two starboard Dripless shaft seals, port and starboard 24-volt fuel transfer pump Manual fuel transfer Circuit panel to crew quarters Bilge pump to six compartment manifold with shut-off valves Battery switches to each generator, each engine, ship's service, and Fuel shut-off valves, centerline forward below decks Electric/automatic bilge pump Craftsman tool box Charles 24-volt 40-amp battery charger to house service batteries 230-Volt bilge pump to manifold 230-Volt fire pump Six 12-volt batteries to ship's service Emergency steering wheel and valves Air conditioning raw water circulating pump A.C. and D.C. circuit panel Two 12-volt batteries to engines Engine emergency stop buttons Sea Recovery watermaker

Main Machinery

MTU ENGINE MODEL #: 12V2000 Reduction Gear: Zahnradfabrik Friedrichshafen AG Ratio: 2.44:1 MODEL #: ZF1950V Filter: dual Racor Controls: MTU / electronic Watermaker: Sea Recovery Bilge Pumps: 3 electric/automatic, 2 sump, 220-volt electric to compartment manifold

Freshwater Pressure System: Two 24 VDC Bow Thruster: BCS Propellers: 5-bladed nibral Propeller Shafts: 3.5" stainless steel Bearings: cutlass Struts: single-arm each side Rudder: spade/ stainless steel Steering Gear: hydraulic Generators: 2 x Kohler 32kW 120/240V 1800 RPM Battery Chargers: Charles 24V/40A, Zivan 24V/17A Air Conditioning: Cruisair direct expansion

Lower Helm

Vinyl overhead panels with four recessed lights Leather dash pad and helm Leather seating with adjustable center seat Cruisair SMX II air conditioning control Two recessed red lights over helm area Built-in footrest Wood steering wheel Single-lever MTU controls to each engine Touch-screen control panel to computer system White Star compass BCS Thruster control lever Two stainless steel grab rails Full VDO engine instrumentation Standard Horizon Matrix VHF radio Raymarine ST7001 autopilot Raymarine ST60 depth sounder Interphase sonar Garmin 5208 GPS/plotter Garmin 5212 GPS/plotter Raymarine RL70 radar

Flybridge

Fiberglass decks Curved seating, port and starboard Oval table, starboard Cabinet, center forward, with built-in sink, BBQ grill, molded top, refrigerator, three stainless steel grab rails, two deck lights Fiberglass storage cabinet, starboard forward Bench helm seat, forward Windscreen with stainless steel frame Full VDO engine instrumentation Jabsco search light controls Steering wheel Raytheon rudder indicator Trim tab level indicator Raytheon ST6002 autopilot Stainless steel grab rail, port and starboard BCS thruster control lever Life ring Jabsco searchlight controls MTU single-lever controls to each engine Radar arch with antennas, single horn, radar scanner, searchlight, two VHF antennas, KVH TracVision HD7, dome, forward navigation light, anchor light [KVH "dummy" dome Garmin 5215 GPS/plotter radar SAT TV KVH HD7 Stainless steel safety rails Sun lounge Euro Vinyl life raft, inspection due May 2016 Opacmare davit Stern light

Decks and Superstructure

Boarding doors, port and starboard, to cabin Teak decks, port and starboard Teak cap rail, port and starboard Stainless steel handrails with port and starboard fore and aft breakaways Lights in foredeck step-up, port and starboard Two windshield wipers with washers Privacy curtains to window Sun lounge area Overhead deck lights, four port and four starboard Flagstaff Anchor washdown shut-off valve Hatch to chain locker, port and starboard Approximately 90-lb stockless anchor with 250' of chain Nautica inflatable tender w/ Yamahas Opacmare davit Electric/hydraulic passerelle

Aft Deck

Fiberglass overhang with eight recessed lights Two stereo speakers Teak over fiberglass deck Locker, port forward Stern cleat, port and starboard Hawse eyes, port and starboard, with rollers Maxwell 1500 windlass, port and starboard, with deck control Teak table on stainless steel pedestals Six teak folding chairs Three lockers, aft Fire hose outlet, in center locker Control panel for aft stairway, port hatch, starboard hatch, and swim ladder Stainless steel handrail Teak cap rail

Fire Fighting and Safety Equipment

Portable Extinguishers: Dry chemical Built-in System: Three CO2 220-volt Auxillary fire pump Euro Vinyl 6-person life raft Life Jackets: assorted Adult type I & assorted child Life Rings: 24" USCG Approved Horn: electric/ air Flares: Orion

Exclusions

Owner's personal belongings.



Disclaimer

The Company offers the details of this vessel or yacht in good faith but cannot guarantee or warrant the accuracy of this information nor warrant the condition of the vessel. A buyer should instruct his representatives, agents, or his surveyors, to investigate such details as the buyer desires validated. This vessel or yacht is offered subject to prior sale, price change, or withdrawal without notice.


PHOTOS















CONTACTS

Andrey Shestakov, leading yacht broker of the sales department of Shestakov Yacht Sales Inc. Shestakov Yacht Sales Inc., the official representative of the Miami/Fort Lauderdale FL headquarters.

Contact details

Email: andrey@shestakovyachtsales.com

Web: shestakovyachtsales.com/en/

Telephones

USA: +1(954)274-4435

Office hours

Monday – Saturday: **9:00 - 21:00** EDT

Sunday: **closed**

Address



Harbour Towne Marina, 850 NE 3rd St,
STE 213, Dania, FL 33004