

## MASTERPLAN — PAULAR



**Builder:** [Paular](#)

**Year Built:** 1969

**Model:** Motor Yacht

**Price:** PRICE ON APPLICATION

**Location:** United States

**LOA:** 76' 0" (23.16m)

**Beam:** 17' 3" (5.26m)

**Min Draft:** 5' 6" (1.68m)

**Max Draft:** 5' 8" (1.73m)

**Cruise Speed:** 11 Kts. (13 MPH)

**Max Speed:** 15 Kts. (17 MPH)

Our experienced yacht broker, Andrey Shestakov, will help you choose and buy a yacht that best suits your needs **MASTERPLAN — Paular** from **our catalogue**. Presently, at **Shestakov Yacht Sales Inc.**, we have a wide variety of yachts available on **our sale's list**. We also work in close contact with all the big **yacht manufacturers** from all over the world.

If you would like to buy a yacht **MASTERPLAN — Paular** or would like help answering any questions concerning purchasing, selling or chartering a yacht, please call **+1(954)274-4435**

---

# TABLE OF CONTENTS

---

TABLE OF CONTENTS	2
SPECIFICATIONS	6
Basic Information	6
Dimensions	6
Speed, Capacities and Weight	6
Accommodations	7
Hull and Deck Information	7
Engine Information	7
DETAILED INFORMATION	8
Walkthrough	8
Aft Deck/Dining Salon	8
Main Salon	9
Accommodation Companionway	9
Master Cabin	9
Master Head	10
VIP Cabin	10
VIP Head	11
Pilothouse	11
Galley	12
Crew Area	12
Crew Head	12
Foredeck	12
Flybridge	13
Helm Equipment	13
Cockpit	13
Engine Room	14
Electrical System	14
Construction Notes	15

Remarks	15
Exclusions	15
Exclusions	15
Disclaimer	15
PHOTOS	17
Dining Salon Looking Forward	17
Dining Salon Aft Deck	17
Dining Salon to Starboard	17
Salon Looking Forward	17
Salon to Starboard	17
Salon to Port	17
Salon to Port	17
Salon Looking Aft	18
Salon Entertainment Area	18
Salon Entertainment Equipment	18
Accommodation Steps	18
Master Looking Forward	18
Master to Starboard	18
Master to Starboard	18
Master Head	18
VIP Looking Aft	19
VIP to Port	19
VIP to Port	19
VIP Looking Forward	19
VIP Head	19
VIP Shower	19
Pilothouse	19
Helm	19
Electronics	20

---

Helm Overhead	20
Bow/Stern Thrusters	20
Helm Seat	20
Main Electric Panel	20
Steps to Flybridge	20
Galley to Port	20
Galley Forward	20
Galley Aft	21
Dinette to Starboard	21
Galley Aft to Starboard	21
Galley Aquarium Light Fixture	21
Captain's Cabin	21
Captain's Cabin	21
Flybridge Helm	21
Flybridge Electronics	21
Flybridge Seating	22
Flybridge Looking Aft	22
Binoculars	22
Flybridge Bar Area	22
Tender & Sat TV	22
Flybridge Looking Forward	22
Foredeck	22
Pulpit/Windlass	22
Bow Seat	23
Bow	23
FLIR & Horns	23
Covered Side Decks	23
Stern	23
Cockpit	23

---

---

Cockpit Shade	23
Port Engine	23
Starboard Engine	24
Outboard Port Engine	24
Outboard Starboard Engine	24
Engine Gauges	24
Fuel System	24
Aft of Starboard Engine	24
Aft of Port Engine	24
Port Generator	24
Head Hunter Waste Treatment System	25
Starboard Generator	25
Alternate Profile	25
Alternate Profile	25
Alternate Profile	25
Alternate Profile	25
Bulbous Bow	25
Bottom Inspection	25
Profile	26
GA	26
CONTACTS	27
Contact details	27
Telephones	27
Office hours	27
Address	27

---

# SPECIFICATIONS

---

## Basic Information

---

**Category:** Motor Yacht

**Sub Category:** Flybridge

**Model Year:** 1969

**Year Built:** 1969

**Refit Year:** 1980

**Country:** United States

**Vessel Top:** Bimini Top

**Fly Bridge:** Yes

**Cockpit:** Yes

## Dimensions

---

**LOA:** 76' 0" (23.16m)

**LWL:** 70' 0" (21.34m)

**LOD:** 76' 0" (23.16m)

**Beam:** 17' 3" (5.26m)

**Min Draft:** 5' 6" (1.68m)

**Max Draft:** 5' 8" (1.73m)

## Speed, Capacities and Weight

---

**Cruise Speed:** 11 Kts. (13 MPH)

**Cruise Speed RPM:** 1500 Kts.

**Max Speed:** 15 Kts. (17 MPH)

**Max Speed RPM:** 2100 Kts.

**Gross Tonnage:** 60 Pounds

**Water Capacity:** 750 Gallons

**Holding Tank:** 30 Gallons

**Fuel Capacity:** 3000 Gallons

---

## Accommodations

---

**Total Cabins:** 2

**Total Berths:** 2

**Sleeps:** 4

**Total Heads:** 2

**Crew Cabin:** 1

**Crew Berths:** 2

**Crew Heads:** 1

---

## Hull and Deck Information

---

**Hull Material:** Aluminum

**Deck Material:** Teak

**Hull Configuration:** Semi Vee

**Hull Color:** white

**Hull Finish:** Aluminum

**Hull Designer:** Wm. Garden

**Exterior Designer:** Wm. Garden

**Interior Designer:** JB Hargrave

---

## Engine Information

---

**Engines:** 2

**Manufacturer:** Caterpillar

**Model:** 3406

**Engine Type:** Inboard

**Fuel Type:** Diesel

---

# DETAILED INFORMATION

---

## Walkthrough

---

Boarding of the yacht is into the Cockpit or via midship boarding gates and onto the covered side decks.

From the Cockpit there are steps to the Aft Deck currently configured as a Dining Salon.

A sliding door centerline gives access to the Main Salon. To port and starboard are wing doors to the covered side decks.

The Main Salon has a couch to starboard, two chairs to port, the main entertainment center and steps to the accommodations below. Below are two very similar king bed en suite Master Cabins with plenty of storage.

Forward from the Salon is the Pilothouse with port and starboard wing doors, a centerline helm and a three person helm seat aft.

Forward and down several steps is the Galley and Dinette, further forward is the Captain's Cabin with a double and a single berth plus an en suite Head.

The Engine Room is accessed from a full size door in the Cockpit.

Flybridge access is from the Pilothouse or the Aft Deck.

The Flybridge has a centerline helm, full electronics and ample seating.

The Boat Deck is aft.

## Aft Deck/Dining Salon

---

Entered from the Cockpit on the portside of the Aft Deck/Dining Salon has a large round granite table with six upholstered chairs on centerline. A ten light LED light fixture is above the table.

To port is a row of four varnished oak cabinets for dinnerware storage. Aft are six varnished oak drawers and one cabinet.

To starboard is a wet bar area with a U Line icemaker, sink under a hinged top, a twin door Edgestar red/white wine cooler, two cabinets and a drawer.

The entire perimeter has opening windows, with mini blinds port and starboard.

Above are nine additional LED lights. Forward to port is a ladder to the Boat Deck.



Centerline is a sliding door with beveled glass panels into the Main Salon.

The sole of this area is varnished teak planks. To both port and starboard are hinged wing doors.

---

## Main Salon

---

Just forward is the Main Salon. This area has a carpeted sole.

To starboard is a three to four person leather sofa with built in end tables fore and aft, the aft one has three drawers and access to the area's air handler. The forward end table has a cabinet, a drawer and a top loading storage area used for the yacht's manuals. Each end table has a table lamp. Above the sofa are large side windows with mini blinds.

To port starting aft "Stressless" leather recliner and footstool followed by an end table with two cabinets and a drawer. Above is a table lamp. Next forward is an occasional chair. Above are matching windows and blinds to those starboard. Further forward is a Lucite enclosure for the steps to the two suites below deck.

All the way forward is the yacht's entertainment center. Included is a 40" Vizio LCD TV, a Direct TV receiver, a Sony AM/FM/video receiver, Sony 200 disc CD player, a Pioneer dual cassette player, a Mitsubishi VHS player, a Sony Blue Ray player and a Monster Audio six zone stereo speakers selector. Outboard to port is a full size closet with additional electronics including a Panasonic phone PBX system. Outboard to starboard is a hinged door to the Pilothouse.

Also in the Salon are 21 LED light fixtures on a dimmer, Bose stereo speakers and a liberal use of mirrors.

---

## Accommodation Companionway

---

Down eight carpeted steps are the two main cabins.

A linen locker is port and a mirrored wall is starboard. The overhead is mirrored with rope lights at the perimeter.

Forward is the Master and aft is the nearly identical Guest Cabin.

---

## Master Cabin

---

Forward is the Master Cabin. The king size berth is off the forward bulkhead. There

---

Forward is the Master Cabin. The King size berth is on the forward bulkhead. There are four drawers below the berth. The forward bulkhead is mirrored and has reading lights.

To starboard is L shaped cabinetry with 13 oak drawers, a centerline vanity and two sliding cabinets with a hidden safe outboard. The outboard bulkhead is mirrored and has two opening portholes.

Aft is a full size auto lit hanging locker and the entrance to the Master Head.

To port the oak cabinetry nearly matches but with 15 drawers, two open bookshelves and a matching auto lit hanging locker.

Aft is a 26" Toshiba LED TV with an adjacent VHS/CD player and built in stereo speakers. Above are nine halogen mini spots on a dimmer. There are fluorescent lights at the perimeter of the berth.

---

## Master Head

The Master Head is aft to starboard. The oak vanity has two cabinet doors below a cultured marble countertop with molded sink above.

Two sliding mirrored medicine cabinet doors are above.

A small tub with a mosaic tile and glass tile surround has wall mounted and wall mounted and handheld shower fixtures.

The sole of the Head is carpeted and the overhead and in board bulkhead is mirrored.

Above are three halogen dimmable lights.

---

## VIP Cabin

Aft of the Master is the VIP Cabin. It is remarkably similar to the Master Cabin. A king size berth is off the aft bulkhead. Below the berth are two drawers and dimmable fluorescent lighting at the perimeter.

The entire headboard is mirrored with built in reading lights above and on the aft bulkhead. To starboard starting forward is a hanging locker followed by an oak chest of 13 drawers in an L shape configuration to also serve as a nightstand. Above the drawers is a mirrored bulkhead with two inset opening portholes.

To port is a similar L shape configuration with 14 drawers, a vanity plus the mirrored bulkhead, opening portholes and hanging locker.

Also in this cabin are two forward facing bookshelves, a carpeted sole, a 26" Vizio LED

TV, a Panasonic Blue Ray player, built in stereo speakers and nine dimmable halogen mini spots.

## VIP Head

---

Forward to port is the VIP Head. The oak vanity has two cabinet doors below a cultured marble countertop with molded sink.

The toilet is a Head Hunter jet head. The stall shower has a mosaic tile interior and a handheld or wall mountable fixture. There is also a medicine cabinet, opening porthole and a mirrored overhead and outboard bulkhead.

The sole is carpet. Three dimmable track lights plus under cabinet light provide adjustable lighting.

## Pilothouse

---

The Pilothouse has excellent visibility with a three panel windshield with large sliding port and starboard Pilothouse door.

The helm is centerline. A three person helm seat is aft with four drawers and a sliding footrest below.

Above the helm seat is the main electrical panel and VHF radio.

Aft to port are steps to the Flybridge. To starboard is the door to the Salon.

Forward to starboard are steps to the Galley and Crew Cabin.

The sole is varnished teak planking.

Equipment includes:

Panish cable controls for clutches & throttles Wood helm wheel Side Power integrated hydraulic bow & stern thruster controls Full set of analog engine gauges Full set of analog generator gauges Datamarine Sandpiper digital depth finder Robertson AP/20 auto pilot Danforth 4" magnetic compass FLIR night vision camera Furuno VX2 Navnet 10.9" screen 45 mile radar/plotter/depth PC based nav system w/Time Zero software PC & screen, new 2017 AIS in Furno Navnet SEA 156 VHF Furuno FS-1503 SSB Gyro Gale stabilizer controls (2) Chart drawers (2) Cabinets at helm (2) Drawers & one cabinet to starboard Hinged helm for wiring access (3) Windshield wipers (4) Fuel gauges Windlass controls Fire system controls (2) AC vents from Galley system

---

## Galley

---

The Galley is down and accessed via seven curved steps from the outboard side of the Wheelhouse.

An L shaped dinette is to starboard and the Galley appliances also in an L shape is to port.

Features and equipment of this area include:

Vinyl planked sole Uba Tuba granite dinette tabletop L shaped settee recently recovered w/storage below Maytag stainless steel double oven & glass top 4 burner range Deep stainless steel sink Removable spray faucet Drinking water tap Soap dispenser Stainless steel countertops Combomatic washer/dryer GE Monogram stainless steel two door refrigerator, freezer w/ice & water in the door Under counter lighting Port & starboard side windows w/wood blinds (31) Cabinet doors! (4) Drawers Side out trash bin (4) Sliding cabinet doors Tile backsplash Vizio 26" LED TV Port & starboard track lighting Overhead "Aquarium" light fixture GE over counter stainless steel microwave w/work light & exhaust fan

---

## Crew Area

---

The Captain's Quarters is next forward.

Immediately to starboard is a raised double berth with forward windows and an opening porthole above. Below the berth is a cabinet with a Kenmore Heavy Duty dryer, a half height hanging locker and five drawers.

Forward is an athwartship single berth with five matching drawers and two large storage cabinets below.

Aft is a access to the private Head. Also in this cabin is a vinyl sole, hatch to the bilge, two reading lights and a dressing mirror on the inside of the door.

Above is an escape hatch to the Foredeck.

---

## Crew Head

---

The Crew Head is to port and includes a newer Head Hunter toilet, vanity with stainless sink and a curtain shower with a tile sole and a handheld or wall mounted fixture.

---

## Foredeck

---

Ideal aluminum bow pulpit Ideal vertical windlass w/capstan & wildcat (2) Foot switches for windlass Delta stainless steel anchor w/all chain rode Chain locker w/hinged deck access Teak decks Raised bulwarks Varnished teak toe rails Aluminum bow rail in bow pulpit area (2) Bow cleats (3) Clamp on rod holders on bow pulpit Burgee staff & socket on bow pulpit Varnished teak cap rails Built in aluminum bow seat Stainless steel handrails on Coach Roof Dorado box type ventilation on Coach Roof Black Textulene windshield cover on Pilothouse (2) ACR RCL-50 Remote control searchlights on windshield brow Hailer horn Khalenburg triple air horns Marquipt Tide Ride six step boarding ladder Rail break port & starboard at Pilothouse International Navigation lights Sliding Pilothouse doors Overhand on side decks (4) Overhead lights port & (4) starboard on catwalk Handrail on side decks at catwalk

## Flybridge

Carpet over a painted aluminum sole Center helm Centerline aluminum bar unit w/Avanti fridge/freezer, sink & storage Aft sun cushion over large custom storage box Port & starboard deck boxes w/cushions Hatch & railing to Aft Deck Dining Salon ladder Tracvision M-3 Sat TV 1999 Zodiac 350 Pro Jet tender Davit rated at 1000 lbs. approx.. Aluminum radar arch w/folding mast Meal/absent lights (2) Furuno open radar scanners Speakers & lights on radar arch (2) Loose bar height chairs Fore/aft facing companion seat Russian Military spec fixed binocular system Fixed Bimini top

## Helm Equipment

Le Broc Heavy Duty helm chair w/footrests Centerline helm Panish engine controls (ball bearing cables) Analog engine gauges Sidepower hydraulic bow & stern thruster controls Furuno Nav Net II radar/plotter/depth in Nav pod enclosure Datamarine Link digital depth Furuno GP 32 GPS Waas Navigator Standard Horizon Nova + VHF Standard Horizon LHD hailer Icom M-502 VHF w/DSC (2) ACR spotlight controls 19" View ERA LCD monitor for PC based plotting system (remote from below) Simrad AP 20 autopilot (3) Cabinet doors under helm Windlass controls Start/stop controls Venturi windscreen Ritchie electronic compass 120 Volt circulation fan below Flybridge Helm Station

## Cockpit

Cockpit addition was added in 1979/81 during refit at Rolly Marine, Ft. Lauderdale Aluminum nonskid sole Walk through transom door Mustang capstan, warping windlass (7) Clamp on rod holders Teak hatch accessing under Cockpit Lazarette area Varnished teak cap rails Stern ensign & socket Cockpit sink w/garbage disposal (chum grinding) 3 Door Cockpit tackle center w/(16) drawers Full height Engine Room access door Cockpit sunshade for Aft Dining Salon windows Portable above deck live well (3)

Aluminum steps to Aft Dining Salon (2) Manual fire pulls for fire control system  
 Aluminum & teak swim platform Hydraulic stern thruster Hinged top bait center  
 w/cutting board & knife holder Aft facing halogen floodlights (2) Aft facing cameras  
 Under gunwale rod storage Cockpit shower

## Engine Room

1979 375 HP 3406 CAT main engines rated at 2100 RPM GB 2:1 ratio Marine  
 transmissions Auto Halon fire system, Engine Room & Lazarette Panish cable controls  
 for clutches & throttles 2 ¾" Stainless steel prop shafts Main props 31" x 25" four  
 blade (2) Spare props Full keel protection of running gear (2) 120 Volt forced air Engine  
 Room blower (6) Auto manual bilge pumps (2) Shower sumps (5) Cruiseair AC  
 compressors Craftsman 110 volt household air compressor Torrid 30 gallon stainless  
 steel water heater w/engine heat exchanger Sea Recovery 400 GPD watermaker w/pre  
 filter & oil/water separator 32 Volt 5 point reversible oil change system, valved at  
 Cockpit 32 Volt fuel transfer pump w/Racor filter Air Sep crankcase ventilation system  
 Shaft Saver Vulcan couplings on engines Approx. 60 gal. new lube oil tank Approx. 60  
 gal. waste lube oil tank (2) Underwater lights AC Engine Room lights Telephone shore  
 fitting in Engine Room "Husky" (10) drawer toolbox in Engine Room Headhunter Tidal  
 Wave TW-SOB USCG Type II Shafts have "Spurs" line cutters waste treatment system  
 Dual Racor 1000's for each engine Single Racor 500's for each generator Gyro Gale 4  
 fin stabilizers Hynautic hydraulic steering system 6 Gallon Raritan water heater for Crew  
 Cabin (2) Engine Room cameras Fiberglass engine mufflers Headhunter house water  
 pump w/UV light Workbench in Engine Room w/vice & grinder Manual CAT Engine Room  
 gauges 4 Step Marquipt vertical ladder (4) Aluminum steps into Engine Room (38)  
 Individual parts drawers Safe in Engine Room GFCI outlets

## Electrical System

12 Volt/32 volt DC electrical system 120 Volt/240 volt AC electrical system Onan 21.5  
 KW generator, 725 hours Onan 21.5 KW generator, 797 hours Start Power 12 volt 40  
 amp battery charger Charles 32 volt 40 amp battery charger (4) 8 Vol t& (16) 12 volt  
 for a 32 volt system house & engine battery bank (4) 6 Volt for 12 volt generator start  
 circuit Quick Silver galvanic isolator (6) Battery switches (2) Aft 50 amp shore cord  
 inlets & cables Electrical bonding system (2) 32 Volt engine driven alternators (2) 15  
 KVA isolation transformers Main electrical panel with: (12) 12 volt breaker protected  
 circuits 12 Volt analog mp & voltmeters (28) 32 volt breaker protected circuits (2) 32  
 Volt analog voltmeters & (2) amp meters (94) 110 Volt breaker protected circuits (3)  
 220 Volt breaker protected circuits (8) Rotary Source selector switches Englehard  
 corrosion monitor (Capac system) Simpson frequency meter AC Analog voltmeter (2)  
 Analog AC amp meters (2) Fire system indicators High water bilge alarm indicators

---

## Construction Notes

---

Originally built in 1969 by Paular or Toronto, Canada, a builder of ships by the Canadian Coast Guard, she was originally 67', had Vee drives and a traditional three cabin plus crew arrangement.

During 1978 - 1980 while called LADY IRETE the owner contracted JB Hargrave to design a 9' hull extension by way of a fishing cockpit. At that time it was decided to repower the boat with 3406 CATs, mounted in a conventional engine/transmission/shaft arrangement. The worklist grew and grew during which the Flybridge was extended forward five feet, the interior gutted to the tank tops and the general arrangement fitted with two nearly identical staterooms.

Copious notes and photos document the process from first sketches to photos of Jack Hargrave aboard for the first sea trial.

Next called SEA HAWK she enjoyed a caring owner but when purchased as MASTERPLAN her upgrades continued in a big way. Her owner was a fan of new innovations and added them to MASTERPLAN as soon as they were available. Among these are hydraulic bow and stern thrusters, Head Hunter toilets and waste treatment system, newer generators, FLIR night vision and a bulbous bow, etc., etc.

---

## Remarks

---

Available only because of the passing of her loving owner, MASTERPLAN has a great history of careful owners who lavished her with care. She is a strongly built aluminum motoryacht with years of service yet under her keel.

---

## Exclusions

---

While every effort was made to list all pertinent included equipment aboard MASTERPLAN, there are some personal belongings aboard. Prospective purchasers should assume any item not specifically mentioned herein will not convey at closing.

---

## Exclusions

---

Owner's personal belongings.

---

## Disclaimer

---

The Company offers the details of this vessel or yacht in good faith but cannot guarantee or warrant the accuracy of this information nor warrant the condition of the


vessel. A buyer should instruct his representatives, agents, or his surveyors, to investigate such details as the buyer desires validated. This vessel or yacht is offered subject to prior sale, price change, or withdrawal without notice.




# PHOTOS

---



**Dining Salon Looking Forward**




**Dining Salon Aft Deck**




**Dining Salon to Starboard**




**Salon Looking Forward**



**Salon to Starboard**



**Salon to Port**



**Salon to Port**



**Salon Looking Aft**



**Salon Entertainment Area**



**Salon Entertainment Equipment**



**Accommodation Steps**



**Master Looking Forward**



**Master to Starboard**



**Master to Starboard**



**Master Head**



**VIP Looking Aft**



**VIP to Port**



**VIP to Port**



**VIP Looking Forward**



**VIP Head**



**VIP Shower**



**Pilothouse**




**Helm**



**Electronics**




**Helm Overhead**



**Bow/Stern Thrusters**



**Helm Seat**



**Main Electric Panel**



**Steps to Flybridge**



**Galley to Port**



**Galley Forward**



**Galley Aft**



**Dinette to Starboard**



**Galley Aft to Starboard**



**Galley Aquarium Light Fixture**



**Captain's Cabin**



**Captain's Cabin**



**Flybridge Helm**



**Flybridge Electronics**



**Flybridge Seating**



**Flybridge Looking Aft**



**Binoculars**



**Flybridge Bar Area**



**Tender & Sat TV**



**Flybridge Looking Forward**



**Foredeck**



**Pulpit/Windlass**



**Bow Seat**



**Bow**



**FLIR & Horns**



**Covered Side Decks**



**Stern**



**Cockpit**



**Cockpit Shade**



**Port Engine**



**Starboard Engine**



**Outboard Port Engine**



**Outboard Starboard Engine**




**Engine Gauges**



**Fuel System**



**Aft of Starboard Engine**



**Aft of Port Engine**




**Port Generator**







**Starboard Generator**



**Head Hunter Waste Treatment System**




**Alternate Profile**



**Alternate Profile**




**Alternate Profile**



**Alternate Profile**



**Bulbous Bow**



**Bottom Inspection**



**Profile**



**GA**



# CONTACTS

---

Andrey Shestakov, leading yacht broker of the sales department of Shestakov Yacht Sales Inc. Shestakov Yacht Sales Inc., the official representative of the Miami/Fort Lauderdale FL headquarters.

## Contact details

---

Email: **andrey@shestakovyachtsales.com**

Web: [shestakovyachtsales.com/en/](https://shestakovyachtsales.com/en/)

## Telephones

---

USA: **+1(954)274-4435**

## Office hours

---

Monday – Saturday: **9:00 - 21:00** EDT

Sunday: **closed**

## Address

---



Harbour Towne Marina, 850 NE 3rd St, STE 213, Dania, FL 33004