

NO NAME — WESTPORT - CRESCENT



Builder: Westport - Crescent

Year Built: 1996

Model: Motor Yacht

Price: PRICE ON APPLICATION

Location: United States

LOA: 115' 0" (35.05m)

Beam: 25' 0" (7.62m)

Min Draft: 6' 2" (1.88m)

Cruise Speed: 17 Kts. (20 MPH)

Max Speed: 24 Kts. (28 MPH)

Our experienced yacht broker, Andrey Shestakov, will help you choose and buy a yacht that best suits your needs **NO NAME — Westport - Crescent** from **our catalogue**. Presently, at **Shestakov Yacht Sales Inc.**, we have a wide variety of yachts available on **our sale's list**. We also work in close contact with all the big **yacht manufacturers** from all over the world.

If you would like to buy a yacht **NO NAME — Westport - Crescent** or would like help answering any questions concerning purchasing, selling or chartering a yacht, please call **+1(954)274-4435**

TABLE OF CONTENTS

TABLE OF CONTENTS	2
SPECIFICATIONS	5
Overview	5
Basic Information	5
Dimensions	5
Speed, Capacities and Weight	5
Accommodations	5
Hull and Deck Information	6
Engine Information	6
DETAILED INFORMATION	7
115' Westport/Crescent 1996/2010	7
Exclusions	17
Disclaimer	17
PHOTOS	18
Aft Deck	18
Aft Deck	18
Aft Deck	18
Aft Deck	18
Aft Deck	18
Aft Deck	18
Aft Deck	18
Aft Deck	18
Aft Deck	19
Salon	19
Salon	19
Salon	19
Slon	19
Salon	19

Game Table	19
Salon Bar	20
Formal Dining	20
Formal Dining	20
Formal Dining	20
Upper Foyer	21
Day Head	21
Galley	21
Galley	21
Galley	21
Galley	21
Lower Foyer	22
Master	22
Master	23
Master Head	23
Master Head	23
Master Head	23
Guest	23
Guest Head	24
Guest	24
Guest Head	24
VIP	24
VIP	25
VIP Head	25
Forward Port Stateroom	25
Forward Port Head	25
Pilothouse	25
Pilothouse	25
Pilothouse	25

Pilothouse	25
Pilothouse	26
Walkaround	26
Bow	26
Flybridge Helm	26
Helm Deck	27
Helm Deck Seating	27
Flybridge	28
Flybridge Bar	28
Flybridge Settee Aft	28
Flybridge Settee Aft	29
Flybridge Hot Tub	29
Flybridge Hot Tub	29
Flybridge Boat Deck	29
CONTACTS	30
Contact details	30
Telephones	30
Office hours	30
Address	30

SPECIFICATIONS

Overview

This Vessel has gone through a series of refits that has brought her up to new yacht standards. This included the installation in 2010 of brand new Caterpillar C-32 ACERT Diesels with extended warranty through 2017, which may be extended through July 1, 2020; all new hoses, and reconfiguring her hydraulic systems so that her windlass, aft windlass, boat crane, and stabilizers all work together, but can be isolated if need be.

Basic Information

Category: Motor Yacht

Sub Category: Raised Pilothouse

Model Year: 1996

Year Built: 1996

Country: United States

Dimensions

LOA: 115' 0" (35.05m)

Beam: 25' 0" (7.62m)

Min Draft: 6' 2" (1.88m)

Speed, Capacities and Weight

Cruise Speed: 17 Kts. (20 MPH)

Max Speed: 24 Kts. (28 MPH)

Displacement: 274300 Pounds

Water Capacity: 1000 Gallons

Holding Tank: 350 Gallons

Fuel Capacity: 7400 Gallons

Accommodations

Total Cabins: 7

Sleeps: 14

Total Heads: 7

Hull and Deck Information

Hull Material: Fiberglass

Engine Information

Engines: 2

Manufacturer: Caterpillar

Model: c-32

Engine Type: Inboard

Fuel Type: Diesel

DETAILED INFORMATION

115' Westport/Crescent 1996/2010

Foyer

The main entry is via the foyer is on the starboard side amidships decorated with marble and onyx inlay and a circular domed overhead finished in gold leaf. You can see the entire length of the main deck along this companionway from the forward end of the galley area through the glass aft bulkhead of the main salon. A powder room is located off this foyer. On the port side is another entrance that allows for direct access to staircase leading to the lower foyer.

Going Aft From Foyer:

Dining

Going aft from the foyer is the formal dining area featuring a custom table that seats eight comfortably but can squeeze in ten. A built-in sideboard at the forward bulkhead provides additional storage. The recessed lighting fixture overhead, finished in gold leaf, delineates this area from the main salon further aft. A stairway located in the companionway at the forward port corner of the dining area leads to the lower foyer.

Salon

Beyond the dining area is the main salon. Large windows provide excellent visibility even when seated with great natural light, and storage is built-in below each window. There is a full service bar with bar stools. A card table to port accommodates four for drinks, cards, games, etc. The main seating area has a full-sized sofa, a love seat, and two club chairs around an upholstered coffee table/ottoman.

Aft deck

The covered aft teak deck has tables with seating for eight with a cushioned bench and 4 arm chairs that is perfect for alfresco dining, for family style informal meals or game time we have seated up to 10 people. There are sun screens along the aft section that serve the dual purpose of reducing the amount of light on bright days and allow for more privacy, but are easy to roll up to allow for watching those amazing sunsets. Plus there are side curtains and 2 clear doors leading to the side decks that can be closed allowing for the space be air conditioned or heated utilizing a Portable AC Unit. There is a staircase forward on the starboard side allowing access to the flying bridge area, and two curving staircases aft that lead to the large teak deck swim platform below where the entrance to the crew quarters / engine room is located.

Going Forward From Foyer:

Galley

Located at the forward end of the main deck, the country kitchen galley has a complete assortment of appliances plus a walk-in storage area located under the pilothouse. An extra wide center counter separates a U-shaped dinette from the work area of the galley and provides a casual spot for guest dining. Under the dinette seating is a very large storage area. At the forward starboard corner of the galley is a stairway leading below to the forward hallway with laundry and 2 guest cabins. Galley equipment includes:

- Kitchen Aid double refrigerator/freezer
- (2) Sub Zero under counter refrigerators
- Frigidaire cook top
- Broan Best exhaust fan Whirlpool microwave oven
- Whirlpool full-size oven
- Broan trash compactor
- Kohler stainless steel sink with Hans Grohe faucet
- Garbage disposal
- Whirlpool dishwasher
- Additional deep freezer
- Flat screen pivoting TV
- Country kitchen dinette

Forward Hallway

Under the stairs is a storage area, on the starboard side is a Miele clothes washer and dryer.

Port Stateroom

To port is a stateroom with a full-size bed, security monitor, navigation screen, TV, DVD, CD, AM/FM radio and en suite bath (can be used as a Captains Quarters).

Forward VIP

All the way forward is the VIP stateroom with a walk-around king bed, TV, DVD, AM/FM radio, and an en suite bath. Under the bed is storage space and under the floor is a large storage area.

Port Side Entrance:

Port Stairs Leading down to Lower Foyer

Lower Foyer has Marble Inlay Flooring, Artwork Alcove and 3 doors leading to the Master and 2 Guest Staterooms.

Master Stateroom

Below decks and forward of the guest foyer, the full-width master stateroom has a centerline King-sized bed and entertainment system with 32" flat screen television, surround sound, DVD, and satellite receiver. Storage is ample in the drawers and cedar-lined closets. His and hers master baths feature a Jacuzzi, walkthrough shower and etched glass pedestal sinks.

Guest Stateroom Starboard

Starboard guest has a walk-around queen sized bed, closet, en suite bath, TV, DVD, CD and AM/FM radio.

Guest Stateroom Port

Port stateroom has two twin beds plus a Pullman berth, closet, en suite bath, TV, DVD, CD, and AM/FM radio.

From either the starboard or port entry you can access the Bridge and from there the Flybridge:

Bridge

Forward of the salon are 2 sets of stairs, one to port and one to starboard, that leads to the bridge. The helm has an elevated captain's chair overlooking all of the flat screens, controls and systems. In the rear is a large elevated table and curved settee, this big and bright area allows guests an excellent view without hindering the captain and crew driving the boat. Aft is a set of stairs to the flybridge. Below is a list of electronics and systems:

- 5 flat screen monitors
- 2 Furuno 96Nm radar
- Furuno color sounder
- Nobeltec navigation computer
- Furuno weather fax
- Raymarine C120 Life Tag Man Overboard GPS and Tracker
- B&G speed, log depth & wind indicators
- ICOM M125 VHF
- ICOM 810 SSB
- Simrad auto pilot w/rudder angle indicator
- Furuno loud hailer
- Engine room/aft deck cameras & monitor
- ACR spot light
- Scientific Atlanta model 9821 Maristar M Satcom
- Naiad stabilizer controls
- American bow thruster controls
- Heavy duty windshield wiper with delays/washers
- ZF controls

- Stainless steel wheel
- Stromberg horn controls
- Simrad compass
- Chart light
- Dimmer switches for instrument lighting
- Crescent custom yachts indicator and alarm panel
- (1) Helm chair (pilot house)
- Panasonic intercom system throughout yacht
- Upgraded motion deck & entry sensors via remote & wireless operation
- Security entry panels in the captain's quarters, salon and crew entrances
- Entertainment systems in salon with DVD, CD, Stereo, single remote I-pod and underwater camera
- KVH VSAT Internet distributed over secure Wi-Fi
- KVH VSAT 2 x VOIP phone lines + fax
- SEA TEL Satellite dish
- Kobelt steering system with emergency steering control box
- Touch screen control for ASEA power conversion system
- 9 security cameras

Flybridge

Access to the flybridge is gained from the pilot house or from the staircase leading from the aft deck area and has a large hard top with Eisenglass which has the upper helm and table seating for 8-10 guests, a popular area for entertaining. Moving aft, stairs lead down through the arch to the Jacuzzi, located to port, and the full-service bar located to starboard. The bar also contains a large stainless steel gas grill. A large, extendable dining table is located just aft of the bar/grill, equipped with bench-style seating and teak chairs for 10 dinner guests. A spacious sun pad is located to starboard of the dining table. The jetski and tender are located out of the way, aft of the dining area. Flybridge equipment includes:

- Flybridge equipment includes:
- (2) Stidd Marine helm chairs and bench
- Simrad Multi-Function Electronics
- ZF Electric controls
- Electric job steering
- Simrad auto pilot and indicator
- Naiad stabilizer controls
- American Bow Thruster control
- Caterpillar engine instrumentation cluster
- Simrad Magtronic compass
- Spotlight controls
- Stromberg Horn
- Stainless steel steering wheel
- Settee cushions and covers, decorative inlaid wood tables

- Sliding weather-tight hatch
- Wet bar with table and sink
- Stainless steel, gas BBQ grill
- Radar mast
- Nautical Structures davit
- Jet Ski
- Tender

Moving Forward From the Swim Platform

A door in the transom leads to a companionway (with storage underneath) going forward, under the stairs is the entrance to the Lazarette. The two separate crew cabins are port and starboard. In the companionway is a full size freezer, washer/dryer, and ice maker. At the forward end on the port side is the crew head and on the starboard side is the Control Room with the hatch leading to the engine room forward.

Control Room:

The AC Distribution Panel contains the main breakers for all AC sources as well as the main loads. It is designed as a balanced split bus system allowing the use of any two sources simultaneously. As such the panel is fully interlocked to prevent any possible concurrent supply to the same bus. The main source protective breakers are a combination of instantaneous as well as inverse time trip breakers. All meters are digital to indicate the voltage and current within each leg and frequency of each bus. In addition, there are kilowatt load meters.

The main DC panel is located in the vessels electrical room. Within the panels are the DC main switches, fuses and digital metering. Battery charging is through (2) Trace model 4042 inverters/chargers, each capable of 120 amps at 24 volts in their charging mode.

Inverting DC to AC with the Inverters (for silent AC operation) will provide 4000 watts each to handle the essential AC loads (refrigeration) as well as the convenient loads, microwave, stereo, etc.

Located through the boat are sub-distribution panels for both the AC and DC. The panels are of industrial design, and the electrical contents are fully breaker protected.

Engine Room, Equipment and Systems:

Air conditioning: The chilled water system is manufactured by Marine Air has a capacity of 12 tons. Each zone has its own air handler with 3 having UV Air Sterilizing Systems. The 2 compressors, located in the engine room, operate in succession, coming on line only as needed. For drainage of the units, schedule 40 PVC piping hose bibs are located in the engine room and forward bilge.

Bow thruster: American Bow Thruster 55 hp hydraulic unit, mounted within a 16" bow thrusters tube

Stabilizers: Naiad Model #404 with 16 square foot fin area

Steering: Hydraulic dual cylinder system with 2 stations and also has a portable steering control pod with 2 plug in stations, one on the flybridge and one aft to use at the swim platform. There is an emergency steering control located on the Bridge

Soundproof and Vibration Reduction: The engine room is isolated from the remainder of the vessel by four inches of soundproofing material manufactured by Peace and Quiet insulation; as well as a layer of lead sheeting. The generators are mounted on hydro-elastic mounts to reduce vibration while in operation. Generators are also equipped manufactured supplied sound shields. All pumps have isolation mounts for quiet operation. Each underwater exhaust is directed through a 16" diameter Hetron fiberglass pipe equipped with a 10" diameter by-pass. The exhaust bypass is routed through a silencer prior to exhausting out the transom while at idle speed. Metal piping that exits the engine room into the vessels accommodation areas have vibration breaks to prohibit sound from being telegraphed through the pipes.

Water makers: (2) Water Makers 1500 GPD water makers

Alfa Laval fuel scrubbing system

(2) work benches with vise

Sea Chests: (2) Sea chests are located in the engine room. Each chest is engineered to have five times the necessary capacity to operate all of the cooling functions associated with the system. The top of the sea chests are Lexan Polycarbonate which are removable to access the non-corrosive low maintenance polymer screens. These screens may be serviced while the yacht is underway

Struts: Constructed of cast bronze alloy and designed to allow of the least amount of drag

Rudder stock: Aquamet 2.2 high strength steel with a 5" diameter

Shafts: Aquamet 22 high strength steel with 4.50" diameter

Rudder: Each rudder has an area of approximately 9.3 square feet. They were designed and constructed of stainless steel for maximum reduction of drag and resistance

Shaft logs & Packing glands: The shaft logs are one piece fiberglass equipped with a dripless seal inboard and cutlass bearing outboard with cooling water pick up. The shaft glands are fiber-glassed directly into the hull structure and bonded to the ships bonding system

Engine Mounts: Caterpillar vibration mounts on main engine

Generator Mounts: Hydroelastic mounts

Fresh water system: Hot water is heated by (3) 40 gallon 220V water heaters. The system is equipped with an 110V DC boiler circulation pump providing continuous hot water at each hot water outlet. The cold system is by twin electric jet pumps, one for backup.

Fuel: Aluminum piping with vibration breaks; fuel filling is on both the port and starboard side.

The tanks are filled and vented through 2" diameter piping with overflows into splash boxes with fill alarms

Oil Reserve tank: 150 U.S. Gallons

Hydraulics: Parker approved flexible piping rated at 3 times operating pressure

Thru hulls: Flanged fiberglass standpipes with PVC ball valves rated at 150 lbs. psi

Bilge Pumping: (6) Rule 3500m 24V bilge pumps on auto float switches, each with manual override. Bilge suction: Schedule 40 stainless steel

Sump System: All sinks and showers (with the exception of the galley and bar) drain into three separate gray water sumps. The galley and bar drain overboard

Compressor: 150 Lb. Psi air compressor

Engine Room Ventilation: Air provided for the engine room through two 7,500 CFM tube axial fans located at the aft most corners of the engine room. Air is brought into the engine room from the vessels boat deck through heavily insulated columns housing the fans.

Safety & Fire Protection

The vessel has two separate fire-fighting systems. The primary system consists of 2 pumps. Either pump can operate independently as a bilge pump or as a fire fighting system through (4) three way PVC ball valves. There are six bilge pump units located throughout the vessel as well as three fire-fighting stations. The second system is the Halon emergency fire suppression bottle located in the engine room. The fire-fighting pipes are schedule 40 stainless steel.

2010 - 2012 Upgrades & Extras

- New engine room and Caterpillar C32 ACERT 1900Hp Diesels
- New engine room exhaust ventilation
- New engine room head liner
- New bilge paint and lights
- New bilge drainage added

- New hydraulic lines replaced through the complete yacht
- New hydraulic isolation valves added
- Rebuilt and reconditioned hydraulic PTO pumps on both generators
- New Maritron Yacht Management system on new flat screen computer
- New house batteries
- Racor
- Reconditioned and serviced Alfa Value Fuel Polishing Unit
- Fuel tanks cleaned and polished
- Rebuilt and replaced fuel manifold and fuel lines
- New fuel tank sensors
- New bilge sensors
- New fresh water tank sensors
- New fresh water charcoal and 5 Micron filter manifold and plumbing
- New waste tank sensors
- New Head Hunter waste treatment system
- Serviced and renewed fire main
- Serviced and renewed fire main and bilge pumps
- (2) 50 KW Northern Lights generators with sound shields
- 110/220 Volts AC electrical system
- 12/24 Volts DC electrical system
- (2) ASEA Power converters

All AC and DC wiring is ABYC approved cable. All wire ways are fully supported and neatly arranged to the highest yacht standards. Wiring & piping pass through fire and water-proof glands located within the vessels water tight bulkheads. Two ASEA Shore power converters that are used to convert power from 120V to 460V single and three phase connections allowing greater flexibility throughout Europe and the Caribbean when connecting to shore power.

(2) Sea chests are located in the engine room. Each chest is engineered to have five times the necessary capacity to operate all of the cooling functions associated with the system. The top of the sea chests are Lexan Polycarbonate which are removable to access the non-corrosive low maintenance polymer screens. These screens may be serviced while the yacht is underway

Navigation lights: All of the running lights meet international standards and international collision regulations.

Interior Lighting: Halogen quartz low voltage lighting.

Emergency Lighting: Automatic DC lighting throughout the vessel is activated by loss of AC power.

Indirect lighting: Valance 110 volt AC lighting is located within the vaulted ceiling and around the perimeter of the beds.

Deck lighting: Perimeter lighting is recessed into the sides of the house. The lighting for the aft stairs to the dock is recessed in the vessels coaming. Illumination of the boat deck is by twin quartz floodlights and the aft deck by three recessed overhead lights and twin quartz floodlights.

Batteries:

- (4) Separate battery banks
- (2) 8D starting batteries for the port side main engine and generator
- (2) 8D starting batteries for the starboard side main engine and generator
- (1) Bank of two volt cells with a capacity of 1500 amp hours to operate the house 24 volt needs
- (2) SG27 Gel cell emergency batteries located under the bridge to operate the emergency 24 volt lighting and VHF radio

Deck and Hull

- Nautical Structures davit
- (4) Fresh water wash-down units on the flybridge, stern deck, foredeck and engine room
- Swim platform
- (2) Hydraulic 2,500 lbs. capacity warping winches at swim platform
- Dockside telephone and television jacks
- Telephone cable connections
- Bomar hatches
- (2) 4,500 Lb. Vertical capstan hydraulic Maxwell windlass
- (2) 395 Lb. Poole anchors each with 400 ft. of 5/8" BBB chain
- Anchor pockets with stainless stem guards
- Salt water anchor and chain wash down system
- Stainless steel stern guard protects the bow
- Frameless glass side house windows bedded in a high performance marine sealer.
- 3/8" glass salon windows
- Pilothouse windows 3/8" side, 1/2" front
- 1/4" tempered glass flybridge windscreen
- SCM polished 316 stainless port lights with deadlights and bug screens
- Water tight main deck exterior doors
- Water-tight engine room door
- Dual opening manual aft salon door glass door
- Welded aluminum, polyurethane coated mast
- 2 1/2" Polished hand rails at aft deck rails with staple rails on swim step
- 1-1/4" & 1 1/2" Diameter 316 stainless steel stanchions and handrails
- (6) Zinc anodes located on the stern of the vessel

Construction

The fiberglass hull is cored using AIREX foam core. The hull's construction includes two layers of resin impregnated, closed cell ¾" AIREX on the bottom, each layer being separated by solid fiberglass. The hull sides, deck and superstructure are constructed using 1" of resin impregnated closed cell coring. The hull's fiberglass coring also offers sound absorption qualities. Interior decking is cored, also offering sound absorption qualities and the carpet padding is a sound deadening pad.

Additional upgrades include:

- New Kobelt electrical controls on hydraulic steering system installed (2013)
- Complete restoration of air conditioning ducting and chiller lines (2013)
- (2) New Elliott 6-Man life rafts installed (Aug. 2014)
- New make-up air handler installed (Oct. 2015)
- (2) New compressor/chillers installed (Nov. 2015; Nov. 2017)
- New salon bar refrigerator installed (Nov. 2015)
- (2) New clear acrylic see-through tops installed on sea chests (Mar. 2016)
- (2) New emergency back-up batteries installed (June 2016)
- New windshield cover installed (July 2016)
- (2) New uninterrupted power supplies (UPS) installed on wheelhouse (April 2016)

Even more upgrades include:

(6) Multi-function flat view screens in wheelhouse, new anchor chain, galley appliances and many, many more. The list of upgrades is simply too long to list. This vessel really must be seen to appreciate her pristine condition. She boasts a 25' beam which gives the interior space of a wide body but still has full walk around decks, which makes her unique in the 115' yacht category.

Other Features

- Formal dining room with seating for eight
- 9' Overhead in dining area with sheathed gold leaf
- Day head/ powder room with hammered brass designer sink with Jado oriental collection designer faucets
- Mappa, Burl, birds-eye maple, maple, Sapele wood interior
- Marble, onyx and carpet flooring
- Marble, granite, Avonite, maple, countertops
- Custom interior wood handrails with decorative brass rings
- Country kitchen
- Salon bar with Elkay stainless steel gold plated sink with Jado fixtures.
- Marble inlay top on salon bar
- Refrigerator and icemaker in salon bar

Remarks

Rarely does a yacht that has had this level of updating become available for sale. This

vessel was originally constructed at Westport Shipyard, the hull was then transferred over to Crescent Yachts for completion as "Crescent Lady". In recent years the yacht has undergone a complete repower with C-32 Cats, hull paint, interior, etc., basically she has been rebuilt from the ground up. The hull is a wide 25' beam with walk-around decks which gives the interior space of a wide body but has full walk around decks. Her current owner has recently gone through every system to ensure the yacht is operating in top mechanical condition. The entire exterior superstructure above the waterline was painted with Awlgrip in Sept. 2014. During the last haul-out in September 2015, the bottom was sanded and painted and both propellers were trued and dynamically balanced. The two, 50kW Northern Lights generators are equipped with John Deere blocks. Both generators were overhauled in 2015, which included the installation of new head gaskets, injectors and pressure testing of heat exchangers.

Exclusions

Owner's and crew personal effects; a detailed list of exclusions will be provided at the time of sale, upon request.

ALL INFORMATION IS SUBJECT, TO ERRORS, OMISSIONS, CHANGE AND WITHDRAWAL. BUYER IS RESPONSIBLE TO VERIFY ALL INFORMATION.

Exclusions


Owner's personal belongings.

Disclaimer


The Company offers the details of this vessel or yacht in good faith but cannot guarantee or warrant the accuracy of this information nor warrant the condition of the vessel. A buyer should instruct his representatives, agents, or his surveyors, to investigate such details as the buyer desires validated. This vessel or yacht is offered subject to prior sale, price change, or withdrawal without notice.

PHOTOS


Aft Deck




Aft Deck




Aft Deck




Aft Deck




Aft Deck




Aft Deck



Aft Deck



Aft Deck




Aft Deck



Salon




Salon



Salon




Slon






Salon





Game Table




Salon Bar



Formal Dining





Formal Dining




Formal Dining




Upper Foyer




Day Head




Galley





Galley







Galley







Galley




Lower Foyer





Master




Master




Master Head





Master Head





Master Head





Guest





Guest Head





Guest



Guest Head



VIP



VIP



VIP Head



Forward Port Stateroom



Forward Port Head




Pilothouse



Pilothouse





Pilothouse




Pilothouse






Pilothouse




Walkaround






Bow







Flybridge Helm




Helm Deck






Helm Deck Seating




Flybridge





Flybridge Bar




Flybridge Settee Aft




Flybridge Settee Aft




Flybridge Hot Tub



Flybridge Hot Tub



Flybridge Boat Deck



CONTACTS

Andrey Shestakov, leading yacht broker of the sales department of Shestakov Yacht Sales Inc. Shestakov Yacht Sales Inc., the official representative of the Miami/Fort Lauderdale FL headquarters.

Contact details

Email: **andrey@shestakovyachtsales.com**

Web: shestakovyachtsales.com/en/

Telephones

USA: **+1(954)274-4435**

Office hours

Monday – Saturday: **9:00 - 21:00** EDT

Sunday: **closed**

Address



Harbour Towne Marina, 850 NE 3rd St, STE 213, Dania, FL 33004