

РОМБОУ — HORIZON



Судостроитель: HORIZON

Год постройки: 2014

Модель: Катамаран

Цена: ЦЕНА ЯХТЫ ПО ЗАПРОСУ

Местонахождение: United States

Длина общая: 60' 9" (18.52m)

Ширина: 24' 6" (7.47m)

Мин. осадка: 4' 8" (1.42m)

Макс. осадка: 4' 10" (1.47m)

Крейс. скорость: 20 Kts. (23 MPH)

Макс. скорость: 22 Kts. (25 MPH)

Купить **РОМБОУ — HORIZON** а также выбрать подходящую вам яхту из нашего **каталога яхт** вам поможет опытный яхтенный брокер Андрей Шестаков. На сегодняшний день компания **Shestakov Yacht Sales Inc.** имеет большое количество яхт в **собственном списке продаж**, а также тесно сотрудничает со всеми крупными **яхтенными производителями** по всему миру.

Для того чтобы купить яхту **РОМБОУ — HORIZON** а также проконсультироваться по любому вопросу связанному с покупкой, продажей, чартером яхт позвоните по телефону **+7(918)465-66-44**.

ОГЛАВЛЕНИЕ

ОГЛАВЛЕНИЕ	2
ХАРАКТЕРИСТИКИ	3
Обзор	3
Основная информация	5
Размеры	5
Скорость, вместимость и масса	6
Размещение	6
Корпус и палуба	6
Информация о двигателе	7
ПОДРОБНОЕ ОПИСАНИЕ	8
Description	8
Исключения	10
Отказ от ответственности	10
ФОТОГРАФИИ	11
КОНТАКТЫ	14
Контактная информация	14
Телефоны	14
Время работы	14
Адрес	14

ХАРАКТЕРИСТИКИ

Обзор

Main Structure One-piece hull lamination, longitudinal stringers and keel to protect propellers and rudders Solid fiberglass below waterline High-density Divinycell or equivalent foam cored construction above water line Entire hull structure constructed under high vacuum pressure utilizing the patented SCRIMPTM process for higher strength and reduced weight High-density Divinycell or equivalent foam cored deck and superstructure. Entire deck and superstructure constructed under high vacuum pressure utilizing the patented SCRIMPTM process for higher strength and reduced weight. White gelcoat finish for hull above water line, exterior decks and furniture International® 3 ply anti-fouling bottom paint, and 5 plies anti-osmosis primer treatment. PropSpeed metal paint for underwater appendages Horizon Yachts style liners and modules with light weight cored wood cabinetry **Hull and Deck Exterior**

General Gunwale with external rub rail Fiberglass cap rail Mooring cleats, with hawse pipes in gunwale Locker for 24V anchor windlass with foot switches Anchor controls at anchor locker and Skylounge with Chain Counter Roller and stainless chain stopper for anchor Stainless steel safety rails Stainless steel flag pole on stern Deck hatch for access to 63kg Delta anchor 175 ft of high tensile 3/8" chain plus 100ft rode Fresh water at chain anchor Two bow storage lockers with access through flush deck hatches Large deck storage hatch 6 opening portlights Two hull side frameless and flush mounted windows. Oval tinted and tempered glass 2 x Deck hatches with blinds & screens Stainless steel framed salon door with 8' opening 2 x side boarding door. Non-skid deck After deck engine control station for engines and Bow Thruster. Self draining Teak aft deck FRP Curved seat with cushions Large solid wood cockpit table for 8 Two large curved steps down to large dive/swim platforms Manual swim ladder (1) Cockpit lockers for storage Cockpit down lights Courtesy lights Hot and cold fresh water shower recessed into aft coaming (2) Fresh water tap for deck wash Canvas covers for exterior furniture Comfortable curved stairway with teak treads up to flybridge from aft deck Recessed fuel and water inlets Aft Awning Bow Cushions **Skylounge** Instrument consul with engine controls, 2 x Garmin 8215 chart plotters 72 Mile HD Radar Auto pilot Depth and speed transducers Garmin VHF Instrument monitors and panels, fuel tank monitoring system Triple Windscreen Washers and Wipers Side opening wing doors in Glass Windlass remote control Remote controls for spot light and ship's horn Bilge pump monitors and controls 5" Compass, Spot light and Horn Comfortable stairs for access to aft deck with stainless handrails Yacht Controller for Engines, Bow Thruster and Windlass ES 1000 Hydraulic crane for tender on flybridge DVD stereo system with marine speakers Yacht Controller Ghost Security System Garmin AIS 600 KVH HD7 TV Cradlepoint Cell Internet Wave Wi-Fi Navigation lights Ample locker space for storage Desk with Storage Drawers and lockers Hi-Lo table with ample seating Day head with Shower Dometic fridge Indirect lighting under counter Luxurious lounging seating. Blinds and Helm station with stainless wheel Stidd helm chair (2) V-Kool on all Windows

Engine Propulsion & Steering System Twin CAT C-12 705HP engines Dual Racor filters in each engine room Stainless shafts with 4 blade propellers Bronze P bracket Shaft and rudder packing glands with maintenance free Tides seals Stainless rudder with zinc plates Power Steering system Side Power Bow Thruster **Engine Room and Equipment** Sound and heat insulated compartments Ventilation system with moisture eliminators 21.5Kw(60Hz) Onan generator with sound shield and air water separator (2745 hours) 21.5Kw Onan Night Generator with sound shield New 2016 (630 hours) Engine access through deck hatches in cockpit floor DC Lights Automatic fire extinguishers Outlets High water bilge pumps with alarms Oil change pump system for engines and generator Bluewater 1500 Gal/day Watermaker with remote Glendenning Shore system 100Amp Charles Isoboost New 2016 Portable fire extinguishers Fuel transfer pumps 4x 3 ton Chilled water air conditioning compressors and circulation pump AC and DC distribution panels High volume AC fresh water pump High Volume DC fresh water pump Electrical outlets and lights **Electrical system** 110V or 220V electrical supply from dual generators/ shore power TV / Telephone dock inlets Shore power connector Selector switch for AC power supply Color-coded wiring for easy identification Premium DC distribution board with switches, voltmeter and amp meter Remote panel for generator DC24V 450 Amp/Hr AGM Batteries Premium AC panel with switches 110/ 220VAC Fresh, black water & diesel tank gauges Engine start batteries Charger / Inverter 4000W(1) Vimar switches for lighting switches and receptacles Outlets in Salon / bar / galley / cabins /fly-bridge / aft deck / engine room **Plumbing System** Techma Electric fresh water flush toilets Washer and separate dryer including laundry cabinets and iron board 40 Gal holding tanks (2), Y valve for automatic discharge or dock side pump out 300 Gal Water tanks Water and black tank integral to hull Color coded piping for easy identification High water bilge alarm 6x electric 24V bilge pumps Marine grade lines for fresh water system Fresh water tank monitoring system 110V 20 Gal hot water heater **Interior Layout - Salon** Main wood is Anegre Washed Teak hardwood flooring Tempered safety glass windows 2 luxurious salon sofa's covered in leatherette Soft furnishings including roman blinds and solid luxury custom cabinetry Fabric headliner with recessed down lights Window valance Side tables with storage Ottoman which converts to dining table 42" flat screen TV with Sonos surround sound, and Blu-ray DVD **On Deck Master Stateroom** Carpeted flooring Soft furnishings including blinds on all windows Luxurious custom carpentry King size walk around bed Reading lights and cabin lights Night stands with cupboard, light switches and outlets Headliner with recessed down lights Bedside settee Large closets for linens / towels and clothes 180deg views through wrap around, tinted and tempered windows Sound insulated bulkheads 32" Flat TV with hi-Lo system and DVD stereo. **Master Stateroom - En-suite Bathroom** Vanity with stool and mirror with large oval window Blind over large window Large twin basins, cabinets and mirrors Luxury walk-in separate shower Separate toilet with basin and cabinets Large dressing area with full height closets - cedar lined Luxurious custom carpentry **VIP Cabin** Queen size bed - semi walk around Carpeted flooring Soft furnishings including roman blind over large oval window Luxurious custom carpentry Luxury mattress Reading lights, cabin lights Opening hatch above bed Night stands with cupboard, light switches and

outlets Vanity with mirror and stool Closets cedar lined Fabric headliner with recessed down lights En-suite bathroom with walk-in shower, head and basin Opening port-lights for natural light and ventilation 22" TV with DirecTV reciever Fusion Stereo with DVD **Guest Cabin** Twin beds convertable to king. Carpeted flooring Soft furnishings including roman blind over port lights Luxurious custom carpentry Luxury mattress Reading lights, cabin lights Opening port lights in hull side Night stand with drawers, light switches and outlets Fabric headliner with recessed down lights En-suite bathroom doubles as day head with walk-in shower, head and basin Opening port-lights for natural light and ventilation 22"TV with DirecTV decoder **Galley** Caropree counter tops and splash backs Custom luxury cabinetry 4 burner cook top - electric Avantium Oven and Microwave GE - Dish washer Sub Zero stainless steel refrigerator with twin freezer drawers & Icemaker GE Wine Cooler Cutlery & crockery drawers Pot drawer & spice cupboard Additional storage drawers and cupboards Double sinks with garbage disposal Under counter trash drawer Luxurious custom carpentry

Основная информация

Тип судна: Катамаран

Модельный год: 2014

Год постройки: 2014

Страна: United States

Верх: Enclosed Pilothouse

Размеры

Длина общая: 60' 9" (18.52m)

Длина по ватерлинии: 54' 0" (16.46m)

Длина палубы: 60' 9" (18.52m)

Ширина: 24' 6" (7.47m)

Мин. осадка: 4' 8" (1.42m)

Макс. осадка: 4' 10" (1.47m)

Трапы: 25' 0" (7.62m)

Длина привального бруса: 60' 9" (18.52m)

Скорость, вместимость и масса

Крейс. скорость: 20 Kts. (23 MPH)

Крейсерская скорость поворота:
2100 Kts.

Дальность на крейсерской скорости: 400

Макс. скорость: 22 Kts. (25 MPH)

Макс. скорость поворота: 2300 Kts.

Дальность на макс. скорости: 300 Kts.

Чистый вес: 40 Pounds

Вместимость воды: 300 Gallons

Вместимость сточного бака: 120 Gallons

Объем топливного бака: 1000 Gallons

Размещение

Всего кают: 3

Всего коек: 6

Спальные места: 6

Всего ком. состава: 4

Каюта капитана: Да

Каюты экипажа: 1

Койки экипажа: 2

Спальных мест экипажа: 2

Комм. состав экипажа: 1

Корпус и палуба

Материал корпуса: Composite Fiberglass

Материал палубы: Teak and Fiberglass

Комплектация корпуса: Катамаран

Цвет корпуса: WHITE

Отделка корпуса: Fiberglass

Дизайнер корпуса: ANGELO LAVRANOS

Дизайнер экстерьера: JC ESPINOSA

Дизайнер интерьера: LEIGH FORD

Информация о двигателе

Двигатели: 2

Производитель: CAT

Модель: C12

Тип двигателя: Inboard

Тип топлива: Diesel

ПОДРОБНОЕ ОПИСАНИЕ

Description

Main Structure One-piece hull lamination, longitudinal stringers and keel to protect propellers and rudders Solid fiberglass below waterline High-density Divinycell or equivalent foam cored construction above water line Entire hull structure constructed under high vacuum pressure utilizing the patented SCRIMPTM process for higher strength and reduced weight High-density Divinycell or equivalent foam cored deck and superstructure. Entire deck and superstructure constructed under high vacuum pressure utilizing the patented SCRIMPTM process for higher strength and reduced weight. White gelcoat finish for hull above water line, exterior decks and furniture International® 3 ply anti-fouling bottom paint, and 5 plies anti-osmosis primer treatment. PropSpeed metal paint for underwater appendages Horizon Yachts style liners and modules with light weight cored wood cabinetry

Hull and Deck Exterior

General Gunwale with external rub rail Fiberglass cap rail Mooring cleats, with hawse pipes in gunwale Locker for 24V anchor windlass with foot switches Anchor controls at anchor locker and Skylounge with Chain Counter Roller and stainless chain stopper for anchor Stainless steel safety rails Stainless steel flag pole on stern Deck hatch for access to 63kg Delta anchor 175 ft of high tensile 3/8" chain plus 100ft rode Fresh water at chain anchor Two bow storage lockers with access through flush deck hatches Large deck storage hatch 6 opening portlights Two hull side frameless and flush mounted windows. Oval tinted and tempered glass 2 x Deck hatches with blinds & screens Stainless steel framed salon door with 8' opening 2 x side boarding door. Non-skid deck After deck engine control station for engines and Bow Thruster. Self draining Teak aft deck FRP Curved seat with cushions Large solid wood cockpit table for 8 Two large curved steps down to large dive/swim platforms Manual swim ladder (1) Cockpit lockers for storage Cockpit down lights Courtesy lights Hot and cold fresh water shower recessed into aft coaming (2) Fresh water tap for deck wash Canvas covers for exterior furniture Comfortable curved stairway with teak treads up to flybridge from aft deck Recessed fuel and water inlets Aft Awning Bow Cushions

Skylounge Instrument consul with engine controls, 2 x Garmin 8215 chart plotters 72 Mile HD Radar Auto pilot Depth and speed transducers Garmin VHF Instrument monitors and panels, fuel tank monitoring system Triple Windscreen Washers and Wipers Side opening wing doors in Glass Shades and Drapes on all windows Windlass remote control Remote controls for spot light and ship's horn Bilge pump monitors and controls 5" Compass, Spot light and Horn Comfortable stairs for access to aft deck with stainless handrails Yacht Controller for Engines, Bow Thruster and Windlass ES 1000 Hydraulic crane for tender on flybridge DVD stereo system with marine speakers Ghost Security System Garmin AIS 600 KVH HD7 TV Cradlepoint Cell Internet Wave Wi-Fi Navigation lights Ample locker space for storage Desk with Storage Drawers and lockers Hi-Lo table with ample seating Day head with Shower Dometic fridge Indirect lighting under counter Luxurious lounging seating. Blinds and Helm station with stainless wheel Stidd helm

chair (2) V-Kool on all Windows **Engine Propulsion & Steering System** Twin CAT C-12 705HP engines Dual Racor filters in each engine room Stainless shafts with 4 blade propellers Bronze P bracket Shaft and rudder packing glands with maintenance free Tides seals Stainless rudder with zinc plates Power Steering system Side Power Bow Thruster **Engine Room and Equipment** Sound and heat insulated compartments Ventilation system with moisture eliminators 21.5Kw(60Hz) Onan generator with sound shield and air water separator (2745 hours) 21.5Kw Onan Night Generator with sound shield New 2016 (630 hours) Engine access through deck hatches in cockpit floor DC Lights Automatic fire extinguishers Outlets High water bilge pumps with alarms Oil change pump system for engines and generator Bluewater 1500 Gal/day Watermaker with remote Glendenning 100amp Shore system Portable fire extinguishers Fuel transfer pumps 4x 3 ton Chilled water air conditioning compressors and circulation pump AC and DC distribution panels High volume AC fresh water pump High Volume DC fresh water pump Electrical outlets and lights **Electrical system** 110V or 220V electrical supply from dual generators/ shore power TV / Telephone dock inlets Shore power connector Selector switch for AC power supply Color-coded wiring for easy identification Premium DC distribution board with switches, voltmeter and amp meter Remote panel for generator DC24V 450 Amp/Hr AGM Batteries Premium AC panel with switches 110/ 220VAC Fresh, black water & diesel tank gauges Engine start batteries Charger / Inverter 4000W(1) Vimar switches for lighting switches and receptacles Outlets in Salon / bar / galley / cabins /fly-bridge / aft deck / engine room **Plumbing System** Techma Electric fresh water flush toilets Washer and separate dryer including laundry cabinets and iron board 40 Gal holding tanks (2), Y valve for automatic discharge or dock side pump out 300 Gal Water tanks Water and black tank integral to hull Color coded piping for easy identification High water bilge alarm 6x electric 24V bilge pumps Marine grade lines for fresh water system Fresh water tank monitoring system 110V 20 Gal hot water heater **Interior Layout - Salon** Main wood is Anegre Washed Teak hardwood flooring Tempered safety glass windows 2 luxurious salon sofa's covered in leatherette Soft furnishings including blinds and solid luxury custom cabinetry Fabric headliner with recessed down lights Window valance Aft Door Blinds Side tables with storage Ottoman which converts to dining table 42" flat screen TV with Sonos surround sound, and Blu-ray DVD **On Deck Master Stateroom** Carpeted flooring Soft furnishings including blinds on all windows Luxurious custom carpentry King size walk around bed Reading lights and cabin lights Night stands with cupboard, light switches and outlets Headliner with recessed down lights Bedside settee Large closets for linens / towels and clothes 180deg views through wrap around, tinted and tempered windows Sound insulated bulkheads 32" Flat TV with hi-Lo system and DVD stereo. **Master Stateroom - En-suite Bathroom** Vanity with stool and mirror with large oval window Blind over large window Large twin basins, cabinets and mirrors Luxury walk-in separate shower Separate toilet with basin and cabinets Large dressing area with full height closets - cedar lined Luxurious custom carpentry **VIP Cabin** Queen size bed - semi walk around Carpeted flooring Soft furnishings including roman blind over large oval window Luxurious custom carpentry Luxury mattress Reading lights, cabin lights Opening hatch above bed Night stands with cupboard, light switches and

outlets Vanity with mirror and stool Closets cedar lined Fabric headliner with recessed down lights En-suite bathroom with walk-in shower, head and basin Opening port-lights for natural light and ventilation 22" TV with DirecTV reciever Fusion Stereo with DVD
Guest Cabin Twin beds convertable to king. Carpeted flooring Soft furnishings including roman blind over port lights Luxurious custom carpentry Luxury mattress Reading lights, cabin lights Opening port lights in hull side Night stand with drawers, light switches and outlets Fabric headliner with recessed down lights En-suite bathroom doubles as day head with walk-in shower, head and basin Opening port-lights for natural light and ventilation 22"TV with DirecTV decoder **Galley** Caropree counter tops and splash backs Custom luxury cabinetry 4 burner cook top - electric Avantium Oven and Microwave GE - Dish washer Sub Zero stainless steel refrigerator with twin freezer drawers & Icemaker GE Wine Cooler Cutlery & crockery drawers Pot drawer & spice cupboard Additional storage drawers and cupboards Double sinks with garbage disposal Under counter trash drawer Luxurious custom carpentry







Исключения

При продаже яхты исключаются личные вещи владельца.

Отказ от ответственности

Компания предоставляет описание судна или яхты добросовестно, но не может гарантировать точность этой информации, а также не ручается за техническое состояние. Покупатель должен проинструктировать своих агентов или оценщиков исследовать представленную информацию более подробно, по собственному желанию. Продажа судна или яхты, изменение цены или снятие с продажи будет происходить без предварительного уведомления.

ФОТОГРАФИИ







КОНТАКТЫ

Андрей Шестаков (Andrey Shestakov) – ведущий яхтенный брокер отдела продаж яхт и судов компании Shestakov Yacht Sales Inc. Официальный представитель Shestakov Yacht Sales Inc. для русскоговорящих клиентов в центральном офисе компании в Майами/Форт Лодердейл/Флорида/США.

Контактная информация

Email: **andrey@shestakovyachtsales.com**

Web: shestakovyachtsales.com

Телефоны

Краснодарский край: **+7(918)465-66-44**

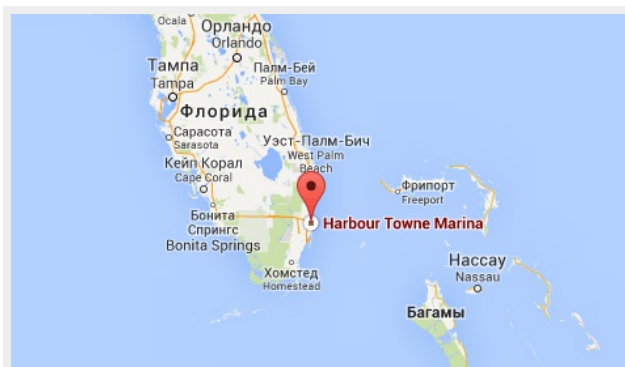
США, Майами, Флорида: **+1(954)274-4435**

Время работы

Понедельник – Суббота: **9:00 - 21:00** EDT

Воскресенье: **Закрыто**

Адрес



Harbour Towne Marina, 850 NE 3rd St, STE 213, Dania, FL 33004