

ASPEN ALTERNATIVE — TRINITY



Судостроитель: TRINITY

Год постройки: 2010

Модель: Моторная яхта

Цена: **ЦЕНА ЯХТЫ ПО ЗАПРОСУ**

Местонахождение: Canada

Длина общая: 164' 0" (49.99m)

Ширина: 28' 0" (8.53m)

Макс. осадка: 7' 8" (2.34m)

Крейс. скорость: 15 Kts. (17 MPH)

Макс. скорость: 18 Kts. (21 MPH)

Купить **ASPEN ALTERNATIVE — TRINITY** а также выбрать подходящую вам яхту из нашего каталога яхт вам поможет опытный яхтенный брокер Андрей Шестаков. На сегодняшний день компания **Shestakov Yacht Sales Inc.** имеет большое количество яхт в собственном списке продаж, а также тесно сотрудничает со всеми крупными яхтенными производителями по всему миру.

Для того чтобы купить яхту **ASPEN ALTERNATIVE — TRINITY** а также проконсультироваться по любому вопросу связанному с покупкой, продажей, чартером яхт позвоните по телефону **+7(918)465-66-44**.

ОГЛАВЛЕНИЕ

ОГЛАВЛЕНИЕ	2
ХАРАКТЕРИСТИКИ	4
Обзор	4
Основная информация	4
Размеры	4
Скорость, вместимость и масса	5
Размещение	5
Корпус и палуба	5
Информация о двигателе	6
ПОДРОБНОЕ ОПИСАНИЕ	7
Basic Details	7
Walk Through	8
Upper Deck Foyer	9
Skylounge	9
Crew Quarters	10
Deck Arrangements and Equipment	11
Swim Step	12
Sky Lounge Aft Deck	12
Flybride and Jacuzzi Deck	13
Exclusions	14
Исключения	14
Отказ от ответственности	14
ФОТОГРАФИИ	15
КОНТАКТЫ	21
Контактная информация	21
Телефоны	21
Время работы	21
Адрес	21

ХАРАКТЕРИСТИКИ

Обзор

Built to ABS Class by Trinity Yachts in 2010 and fully MCA compliant, ASPEN ALTERNATIVE is a proven world class motor yacht. This 49.99m (164') Tri-deck accommodates 10 guests in five cabins. The full beam Master suite is situated on the main deck and features a private study area, a large en suite bathroom with his and hers basins, Jacuzzi bath and shower with large cedar lined full-length walk-in wardrobe. On the lower deck are 4 well-appointed cabins comprising 3 Kings and a twin; all with showers en suite, plenty of storage space and state-of-the-art Audio-Visual equipment. ASPEN ALTERNATIVE offers an array of features including a panoramic skylounge (one of the largest you will find on a yacht of her size) and an expansive sundeck with jacuzzi bar area that is perfect for relaxing with friends and family. The yacht boasts an elegant formal dining room with beautiful oversized windows. Outdoor spaces provide endless areas for entertaining. ASPEN ALTERNATIVE also has a massive swimming platform and tender garage at the stern with two staircases leading to the main deck and a variety of water toys including wave runners, kayaks, wake board and towable toys ensuring every anchorage will be enjoyed to the fullest. Exceptionally comfortable and spacious, ASPEN ALTERNATIVE is equipped with Quantum Zero-Speed stabilizers whether at anchor, while under way with guests or crossing the ocean. Equipped with 2 x Caterpillar 3512-B E-Rated, ASPEN ALTERNATIVE can reach a top speed of 18.5 knots, cruising comfortably at 15 knots. Transoceanic Capabilities, Quantum Zero Speed Stabilizers, Caterpillar Engines, Jacuzzi, ABS Class, Full Beam Master Suite, Panoramic Skylounge, Fully MCA compliant.

Основная информация

Тип судна: Моторная яхта

Подкатегория: Semi-Displacement

Модельный год: 2010

Год постройки: 2010

Год обновления: 2016

Страна: Canada

Размеры

Длина общая: 164' 0" (49.99m)

Длина по ватерлинии: 146' 0" (44.50m)

Ширина: 28' 0" (8.53m)

Макс. осадка: 7' 8" (2.34m)

Скорость, вместимость и масса

Крейс. скорость: 15 Kts. (17 MPH)	Крейсерская скорость поворота: 1200 Kts.
Дальность на крейсерской скорости: 15	Макс. скорость: 18 Kts. (21 MPH)
	Макс. скорость поворота: 1950 Kts.
Дальность на макс. скорости: 18 Kts.	Чистый вес: 459 Pounds
Вместимость воды: 2676 Gallons	Объем топливного бака: 17345 Gallons
Расход топлива: 52 Gallons	

Размещение

Всего кают: 5	Всего коек: 6
Спальные места: 10	Всего ком. состава: 8
Каюта капитана: Да	Каюты экипажа: 5
Койки экипажа: 9	Спальных мест экипажа: 10
Комм. состав экипажа: 5	

Корпус и палуба

Материал корпуса: Aluminum	Материал палубы: Aluminum
Комплектация корпуса: Semi-Displacement	Цвет корпуса: White
	Отделка корпуса: Aluminum
Дизайнер корпуса: Trinity Yacht LLC	Дизайнер экстерьера: Trinity Yacht LLC
Дизайнер интерьера: Sylvie Charest	

Информация о двигателе

Двигатели: 2	Производитель: Caterpillar
Модель: 3512-B E-Rated	Тип двигателя: Inboard
Тип топлива: Diesel	

ПОДРОБНОЕ ОПИСАНИЕ

Basic Details

Name:	ASPEN ALTERNATIVE
Type:	Semi Displacement Motor Yacht
Builder:	Trinity
Year:	2010
LOA:	164' (49.99m)
LWL:	146' (44.64m)
Beam Molded	28' (8.53m)
Draft (Full Load)	7'8"
Hull Material:	Aluminum
Superstructure:	Aluminum
Decks:	Teak
Flag:	Cayman Islands
Classification:	ABS
MCA:	Yes
Naval Architect:	Trinity
Exterior Styling:	Trinity
Interior Design:	Sylvie Charest
Main Engines:	2 x Caterpillar 3512-B E-Rated 2250 HP
Engine Hours:	Port Main 6,689 / Stbd Main 6,693 as of June 2019
Gear Box:	ZF4650 Marine Reversing Gears 3.04:1 Ratio
Generators:	Port 14,566 (June 2019) - 4,343 Since Rebuild Stbd 14,361 (June 2019) - 3,451 Since Rebuild
Shore Power:	ASEA
Stabilizers:	Quantum Zero Speed
Air-Conditioning:	Dometic/Marine Air 6000,000 BTU
Audio Visual:	Kaleidescape and Crestron
Max Speed:	18.5 knots
Fast Cruise Speed:	16.5 knots
Range:	3500
Gross Tonnage:	459
Net Tonnage:	137
Guest Accommodations:	10 Guest in 5 Stateroom
Crew Accommodations:	10 Crew in 5 Stateroom

Walk Through

Main Deck Aft Upon arriving onto Aspen Alternative's main deck from her nautical structures passarelle, you are greeted by her expansive aft deck featuring a raised seating area with 360 degree panoramic view and built-in coffee table with refrigerators. The exterior main deck is finished in teak. At each mid-ship boarding points on port and starboard are slide-in boarding steps. In the overhead is flush lighting and a closed-circuit security system. The main deck aft dining/lounge area overhead is fitted with radiant heating. On the port side are curved stairs leading up to the aft deck of the sky lounge. Aft of the main deck, down a set of stairs both port and starboard is the large swim platform with access to the tender garage. It is fitted with tender mooring cleats, whips and a hand shower. **Main Deck** Moving forward from the aft deck through Aspen Alternative's large automatic sliding doors into her light and bright main salon, the formal dining area is separated from the main salon with access to the port and starboard providing an open flow feel. The inviting main salon is comprised of couches and an assortment of loose furniture to comfortably accommodate a large party. Moving forward to the formal dining, there are port and starboard built in buffet/storage units. Sitting in the dining area there are large windows enhancing an open feel; on the port side there is a concealed crew access to the galley pantry area. The galley is finished to the same high standard as the rest of the interior with varnished wood, polished granite counter tops and stainless-steel appliances. There is ample space for the most discerning chefs to provide 5-star service for guests and crew. **Owner's Suite** Moving forward of the formal dining area, to the starboard side is the spacious and elegant stairwell foyer with day head to starboard. As we continue forward on the main deck, you enter the Owner's luxurious full-beam suite. The suite features a private study area, oversized walk-in closet wardrobes, powder room, large ensuite with his and hers basins, Jacuzzi bath and a separate shower. **Guest Accommodations** Down the spiral staircase from the main deck foyer there are four spacious guest staterooms all with ensuites and ample storage space. On arriving on the bottom step to the guest foyer, aft there are two mirrored King size guest suites. Forward to port there is spacious double Twin suite and to starboard there is another King suite. All guest suites are finished to the same high standard as the Owner's suite with varnished wood, stone countertops, polished nickel trim, state-of-the-art entertainment system and top-of-the-line soft goods. **Galley** The galley is finished with polished stone countertops and work surfaces. There is a door out to the port side deck. Aft is a service door to the main salon. There are built-in dry storage cabinets. **Galley Features** Miele 5-burner glass top induction range (2) Miele electric convection ovens Custom-made stainless-steel range hood with fluorescent lighting. removable grease traps, and a Kidde ABC Wet Agent fire suppression system with remote cable pulls and ventilation shutdown located just outside the doorway into the main dining salon. Vulcan Salamander (2) Large under-mount stainless steel sinks with In-Sink-Erator garbage disposal units (2) Delfield commercial refrigerators Sub-Zero model #700BC under counter refrigerator and freezer drawers Hoshizaki bin type ice machine **Pilot House** The pilothouse is furnished with one Stidd mount helm chair and leather bench seats port and starboard. Aft is a built-in settee with polished stone top pedestal mount table. Port and starboard are doors leading out to the bridge wing stations. There are port and starboard bridge wing doors that lead forward to seating area and access to foredeck. Aft from the pilothouse is the radio room and communications area with desk and loose chair. To port aft is the entrance to the captain's cabin

complete with ensuite. To starboard aft of the bridge is stairwell, foyer and day head with access leading to the sky lounge. **Sky Lounge** Aft from the sky lounge foyer is the exceptionally large full beam sky lounge. The sky lounge has three large windows with electric blinds port and starboard. Aft is an inviting sliding door which leads out to the bridge deck aft. Forward in the sky lounge is a U-shaped wet bar area with polished stone tops and three bar chairs. Below the bar is a beverage refrigerator and a under counter dishwasher. Between the foyer and bar, forward is the entertainment center. Starboard in the sky lounge is a built-in buffet area with storage beneath. The sky lounge is comfortably furnished with two separate seating areas for guest experience. **The Sky Deck Aft** The Sky lounge aft deck is finished with teak decking, overhead lighting and to the starboard there is built-in varnished wet bar and buffet. To port and starboard are varnished teak cocktail tables with loose furniture surrounding them. The focus of the Sky Deck is a beautiful varnished teak table that seats 10 guests. On the port side are stairs leading up to the sun deck. The top of the stairs can be closed off by a sliding hatch. **Sundeck** The sundeck is finished with teak decking. The aft section offers a large Jacuzzi off to starboard with stairs to port which lead down to the bridge deck level. There is ample sunning area aft for chaise lounges to the port of the Jacuzzi. Moving forward under the covered archway to the port side is a wet bar trimmed in varnished teak and topped with polished stone seating for five. Included in the wet bar is a sink, icemaker, fridge, dumbwaiter and barbeque. Opposite the wet bar to starboard is an enclosed air conditioned day head. Moving forward a midship there is a dining table and built in sun lounge with loose furniture surrounding them. To port and starboard is a built-in storage areas with finished countertops.

Upper Deck Foyer

The upper deck foyer has marble flooring. Inboard forward is a curved wood stairway with carpeted steps down to the main entry foyer. Outboard midships is a storage locker with the following AV equipment: (2) Spaun multi switches model #SMK55162F and model #SBK5503NF (3) Channel plus DTV hubs Eaton UPS (2) Cable electronics AV700 distribution amps (4) Wireless WAPS for master, control room, guest, and sundeck Netgear network hubs (2) Telular cell receivers KVH receiver Panasonic model #TDR-200 Hybrid IP-PBX (2) Powermax dual band cellular amplifiers Cisco router Cradlepoint cell router (2) Sea Tel antenna control units Idirect evolution satellite router Cisco 800 series router WAN selector data TX switch Aft outboard is entry into the enclosed day head. The enclosed day head has a granite countertop vanity with rectangle ceramic sink and toilet. In the house side is a large fixed window behind manually operated shade. All the way aft is entry into the sky lounge through double doors with frosted glass inserts.

Skylounge

The sky lounge has large fixed windows port and starboard with electric blinds and shades. All the way aft is a stainless steel framed curved double sliding electric door out to the upper aft deck. Port side forward is a bar area. The bar area has marble countertops with a marble bar top. At the bar are (3) pegged stainless steel barstools. In the countertop is a stainless steel sink with

faucet. Underneath the countertop are liquor storage cabinets, pegged glass and crystal storage, a Hoshizaki bin type ice machine, and a Fisher Paykel dual drawer drink refrigerator. On the forward bulkhead behind the bar are (2) Sub-Zero wine refrigerators. Entertainment in the sky lounge is provided by a Sharp Aquos 52" flat screen TV with Crestron touchscreen remote connected to the central AV system. The salon to port has the following loose furniture: L-shaped sectional couch Gaming table with four chairs High backed king chair Cocktail table with (4) ottomans The AV cabinet in the sky lounge has the following equipment: Crestron touch wireless remote Mid-Atlantic products 15-amp power center (2) Sonos connect wireless hubs and iPod dock DirecTV receiver APC model #RS1200 UPS APS surge arrest rack mount AWM6012U UHF wireless microphone system API Karaoke model #DV330 Sony model #BDP5360 Blu-ray player (2) Elan digital power amplifiers Integra THX DTR 70.4 amplifier The port aft sky lounge cabinet has the following equipment: Wireless bridge ship to shore Wifi (2) Cruisair model #AT12HVZ air handlers The starboard aft sky lounge cabinet has the following equipment: (2) Cruisair model #AT12HVZ air handlers

Crew Quarters

The crew quarters is entered via a carpeted stairway down from the passageway port side just forward of the galley. The bottom section of the stairway lifts up to a storage area. Opposite the stairway is entry into the laundry room. Aft is a watertight door to the guest area, forward of the laundry and TV is entry into a crew cabin. All the way forward is a passageway to crew cabins. Laundry Room The laundry room has Corian countertops with HP laminate upper and lower cabinetry. In the countertop is a molded sink. All the way aft is a quick acting dogged and gasketed door into the starboard forward guest cabin. Also along the after wall is the crew quarters 120/240-volt AC electric sub panel P4. Along the aft wall are (2) Miele model #W3035 washers and (2) Miele model #T8005 dryers. Crew Lounge The crew lounge is located forward of the stairway to port. The crew lounge has a large L-shaped upholstered settee with large Corian countertop table on three polished stainless steel fixed pedestal mounts. Behind the settee are a set of storage cabinets. In the hull side are (3) round fixed port lights. Forward is a small galley area with Corian countertop with molded sink and upper finished wood cabinetry. In the galley is a Whirlpool microwave oven and (2) Sub Zero drink refrigerators. Entertainment is provided to the crew lounge via a Sharp Aquos 32" flat screen television with an RTI wireless remote interfaced into the ship's A/V system and a Pioneer model #DV-420V DVD player. Also seen in the crew lounge is a Standard Horizon model #GX3000S VHF radio. Forward starboard side is a crockery cupboard. In the deck are (5) flush removable hatches into the bilge spaces below. The following equipment is in the crew lounge: Servowatch Multisync screen Acer camera monitor Pioneer Blu-ray player HP Photosmart C5580 all-in-one printer BNWAS alarm panel Port and Starboard Forward Crew Cabins: The port and starboard forward crew cabins are located all the way forward in the crew area and are accessed via separate doors at the forward end of the passageway. Each crew cabin is identical. Each cabin has two single berths in a high/low fore and aft arrangement along the hull side. In each hull side is a fixed round port light. At each bed is a reading lamp. Underneath the lower bed are storage drawers. All the way aft and inboard is a closet and a set of built-in chest of drawers. All the way inboard forward in each

cabin is a cedar lined hanging locker. Forward in each cabin is an ensuite head with Corian countertop vanity with under mount sink, large mirrored medicine cabinet, toilet, and Corian encased shower with anodized aluminum framed glass door. In the overhead of the starboard side shower is an emergency escape hatch up into the starboard side foredeck bosun's locker. Starboard Aft Crew Cabin: The starboard aft crew stateroom is entered starboard side opposite the crew lounge. The starboard aft crew stateroom has twin bunks in a high/low arrangement fore and aft along the hull side. In the hull side is a fixed round port light. At each bunk is a reading lamp. Inboard and aft is a cedar lined hanging locker with drawers below. Inboard and forward is a built-in set of chest of drawers. Located forward is entry into the ensuite head. The head has a Corian countertop vanity with molded sink, large mirrored medicine cabinet, toilet, and Corian encased shower with anodized aluminum framed door and cabinet forward inboard.

Deck Arrangements and Equipment

Foredeck: The painted nonskid decks of the foredeck are protected via chest high boxed bulwarks. There are open freeing ports with crossbars and stainless steel roller fairleads. In the bow is a varnished teak jackstaff. There are polished stainless steel cleats bolted on deck. In between the anchor windlass platforms is a stainless steel hoop rail with chrome plated ship's bell. Centerline on the foredeck is a raised pad with flush quick acting dogged and gasketed hinged hatch down to the forepeak chain locker. Port and starboard adjacent to the forepeak hatch are raised anchor windlass pedestals with wells and drains. Aft on centerline is a companionway with teak overlay treads and stainless steel handrails up and aft to the forward housetop walkway and bridge deck. Below the companionway built into the front of the house are bosun's lockers accessed via two aluminum dogged and gasketed hinged doors. In the front of the house starboard side is a locker. Inside are two 100-amp Hubble shore power inlets and two dockside telephone and cable TV connections. Port side is a potable water washdown bib. There is a forward facing work light mounted on the inside of the starboard side locker door. There are ventilation grills in the sides of the companionway bulkhead for the bosun's locker and footlights. The forward housetop teak overlay walkway is protected via waist high stainless steel handrails. Outboard are painted nonskid forward housetops with low stainless steel grab rails. Aft are a set of steps with teak overlay treads and deck level lighting back to the bridge deck walkarounds. **Bridge Deck:** The teak overlay decks of the bridge deck walkarounds are protected by waist high boxed bulwarks. The bridge wings are partially protected overhead by the pilothouse housetop overhang. Fitted in the overheads are flush lights. Forward of the bridge is a bench seat with cushions, cover, and storage beneath. At the bench is a pedestal varnished teak top table. Built into the forward housetop port and starboard are lockers with dogged and gasketed doors inside the bridge wing brow. On the port and starboard bridge wings inside the bulwarks are hinged folding wing stations. Each wing station features the following: ACR remote searchlight control Quantum proportional bow thruster control Rudder angle indicator EMI steering non follow-up control Rexroth electronic main engine controls Main engine start/stops Horn button Rexroth station command indicators Recessed inside the bulwarks aft of each wing station are man overboard throw rings with heaving lines and tethered Pains Wessex MOB MK8 smoke strobe buoy lights. On the bridge sides are lockable latched dogged and gasketed doors

to the pilothouse. Aft starboard side is a companionway with teak overlay treads, deck level lights, and stainless steel handrails down to the main deck. There are narrow painted nonskid catwalks extending aft along the house sides. On the house sides are sail tracks and cars for rigging of safety harnesses. **Aft Deck:** The teak overlay decks of the aft deck are protected via waist high boxed bulwarks and teak cap rails. The overhead is protected by the housetop overhang. Fitted in the overhead are flush mounted lights, closed circuit television camera in a dome, stereo speakers, and aft facing recessed transom lights. Port and starboard are single part opening boarding gates with tide ride mounts. Aft are line handing stations with stainless steel roller fairleads to Muir 3500 warping windlasses and double sets of polished stainless steel cleats. Forward on centerline are curved glass stainless steel framed electric sliding doors into the main salon. Aft and center is a raised teak deck, all the way aft is a large built in settee with built-in storage lockers and varnished teak lower fascia. The area behind the settee is a large painted surface all the way to the rear varnished cap rail. Beneath the large settee is an expansive storage area with a 12,000 BTU air handler that services the engineer's cabin, stainless steel hydraulic lines for the garage door, and enclosures for the garage door hinge and hydraulic opening arrangement. The area is also utilized for deck cleaning storage. The deck forward of the settee is furnished with a built-in varnish teak cocktail table with finished wood fascia surround. Inside the cocktail table facing aft are two Isotherm refrigerated drawers. Forward of the cocktail table is a large crescent shaped built-in settee finished in varnished teak and veneer. Inside the settee are lift out hatches for storage. Starboard side is a varnished teak top locker. Inside is storage for the firefighting suits and SCBA gear. There is also access to the fire main isolation valve up from the engine room. To port is a companionway with teak treads and stainless steel handrails up to the sky lounge deck. Starboard side aft in the deck is a flush dogged and gasketed emergency escape hatch from the port aft engineer's cabin.

Swim Step

The teak overlay decks of the swim step are protected by stainless steel hoop style handrails with hinged center gate section. In the transom is a lockable quick acting dogged and gasketed alarm monitored door into the engine room, lazarette, and the port side control room and engineer's cabin. Centerline in the bulkhead below a set of aluminum steps is a quick acting dogged and gasketed cast aluminum hatch for access to the steering compartment. To starboard is a shore power inlet locker with two Hubble 100-amp shore power cords on electric shore cord reels, two dockside telephone/cable TV connections. The teak overlay decks of the swim platform are unprotected. On the port and starboard corners are bolted polished stainless steel cleats. To port is a locker housing the following: Potable water telephone type shower with hot and cold mixing valve Dockside pressurized water connection Ship's service air connection Potable water washdown bib To port on centerline in the swim step are stainless steel sockets for fitment of a stainless steel swim ladder.

Sky Lounge Aft Deck

The teak overlay decks of the sky lounge aft deck are protected by low bulwarks and varnished

teak cap rails. The overhead is protected by the boat deck overhang. Fitted in the overheads are flush mounted lights, a set of stereo speakers, and (4) heated electrical panels to provide heating to the sky lounge aft deck. Forward on centerline are curved glass stainless steel framed electric sliding doors into the sky lounge. To port is a curved companionway with teak treads and stainless steel handrails up to the boat deck and flybridge. To starboard is a large varnished teak buffet countertop with built in rectangular sink on the aft end. To port underneath a teak varnished countertop buffet are gasketed lockers for storage. The port is a locker with a fire station with hose, hydrant, vari-nozzle, and pump control. The starboard enclosure has deck cleaning equipment. On the aft face of the starboard buffet is a hose bib and 110-volt GFCI outlet. The sky lounge aft deck is furnished with a varnished teak pedestal mount table with seating for 10. In addition, there are two loose chairs, a Dedon lounger with two footstool/cocktail tables, and a varnished teak bench seat with matching cocktail table. Aft off the overhang is a varnished teak flagstaff, a stern light, and an aft towing light. Along the aft bulkhead in the brow are three double door gasketed hatches with access to three 12,000 BTU air handlers on the port side and three 12,000 BTU air handlers on the starboard side. The center locker is utilized for storage of furniture covers.

Flybride and Jacuzzi Deck

The flybridge and Jacuzzi deck is accessed via a curved teak tread stairway with polished stainless steel handrail port side up from the sky lounge aft deck. At the top of the stairway opening and forward is a bar area with electric barbecue grill. The teak overlay decks of the flybridge and Jacuzzi deck are protected forward via waist high boxed bulwarks with a polished stainless steel framed dark smoked Plexiglas windshield centerline and overhead by the aluminum arch with fixed glass windows in the arch sides. In the underside of the arch are flush AC electric spotlighting and a set of stereo speakers. The Jacuzzi deck is protected by low bulwarks with polished stainless steel hoop rails around the perimeter. The decks of the flybridge and Jacuzzi deck are cleared by deck drains with stainless steel grates. All the way forward on the wheelhouse housetop is the following: Polished stainless steel mast with dual LED forward steaming lights, forward tow light, Furuno GPS antenna, (2) Northstar GPS antennas, and Sirius satellite radio antenna (2) Comrod fiberglass VHF whip antennas Kahlenberg Brothers model #0-3A, serial #40277 polished chrome air horn with (4) trumpets (2) ACR model #RCL-1000 remote operated searchlights Carlisle & Finch searchlight serial #90241 Located in the port and starboard wheelhouse housetop sides are red and green running lights in recessed black painted shadow boxes. Aft and to starboard on the flybridge is a large hot tub with teak steps with polished stainless steel and teak handrails forward. The hot tub has a full soft cover with batten. Aft in the hot tub housing is a locker with the spa heater and pump motor. Stored on the outboard side of the hot tub is a portable treadmill in soft custom cover. Seen inside the starboard side aft locker is the following: Hydropump primary hot tub heater and pump controller 1/2-hp AC electric spa pump General storage To port under the arch is a varnished teak bar top surround with illuminated glass panels along the center. The lower section is a polished stone countertop with stainless steel sink and faucet. At the bar are (4) barstools on polished stainless steel fixed pedestal mounts with varnished teak seats and teak over laid on stainless steel footrests. The bar

face has two varnished teak decorative horizontal strips with LED rope lighting. On the starboard aft side of the bar is a TEC stainless steel gas barbecue infrared grill with propane gas storage locker underneath. The storage locker has ventilation drain overboard, a Fireboy Xintex model #S2A propane fume detector, and a control system. Underneath the bar is the following: Marvel model #60AR7701 drink refrigerator Hoshizaki bin type ice machine Storage Open cabinet with flybridge air handler and fire blanket Sonos router Panasonic model #KX-T1051 wireless antenna Engenius router DR4512 24-volt DC transformer Fire blanket and dry chemical fire extinguisher To starboard underneath the arch is an air conditioned day head with polished stone tile sole and countertop, pedestal sink, toilet, and mirror. On the starboard outboard side of the mast is a Delta stainless steel showerhead and faucet. On the port and starboard forward sides of the arch are two built-in cabinets with varnished teak countertops. Each buffet has gasketed cabinet doors. The port cabinet has a Cruisair model #AT12HVZ 12,000 BTU air handler unit. The starboard cabinet is utilized for deck storage and houses a Cruisair model #AT12HVZ 12,000 BTU air handler for the day head. Centerline forward and partially underneath the arch is a seating area with large square varnished teak table on a polished stainless steel fixed pedestal mount with (8) loose chairs. Forward of the table is a low set built-in settee with varnished teak cocktail bar with LED lights. The settee has built-in storage lockers with watertight hatches and gutter drains. Stored in front of the bar are (4) stackable natural teak chaise lounge chairs. There are (4) stainless steel receivers for shade umbrellas built into the teak deck (two forward and two aft).

Exclusions

ASPEN ALTERNATIVE is a registered name and does not convey. Exclusions are to include but are not limited to, all owner's personal items. A detailed list of exclusions will be provided at the time of sale, upon written request.


Исключения

При продаже яхты исключаются личные вещи владельца.

Отказ от ответственности


Компания предоставляет описание судна или яхты добросовестно, но не может гарантировать точность этой информации, а также не ручается за техническое состояние. Покупатель должен проинструктировать своих агентов или оценщиков исследовать представленную информацию более подробно, по собственному желанию. Продажа судна или яхты, изменение цены или снятие с продажи будет происходить без предварительного уведомления.

ФОТОГРАФИИ

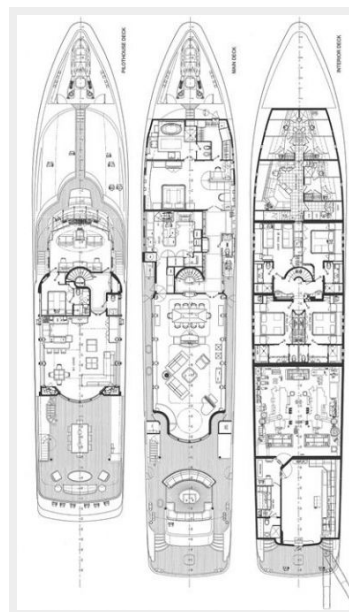












КОНТАКТЫ

Андрей Шестаков (Andrey Shestakov) – ведущий яхтенный брокер отдела продаж яхт и судов компании Shestakov Yacht Sales Inc. Официальный представитель Shestakov Yacht Sales Inc. для русскоговорящих клиентов в центральном офисе компании в Майами/Форт Лодердейл/Флорида/США.

Контактная информация

Email: **andrey@shestakovyachtsales.com**

Web: **shestakovyachtsales.com**

Телефоны

Краснодарский край: **+7(918)465-66-44**

США, Майами, Флорида: **+1(954)274-4435**

Время работы

Понедельник – Суббота: **9:00 - 21:00**
EDT

Воскресенье: **Закрыто**

Адрес



Harbour Towne Marina, 850 NE 3rd St,
STE 213, Dania, FL 33004