

## BLUE ANGEL — HINCKLEY



**Builder:** HINCKLEY

**Year Built:** 1999

**Model:** Cruiser

**Price:** PRICE ON APPLICATION

**Location:** United States

**LOA:** 44' 0" (13.41m)

**Beam:** 13' 5" (4.09m)

**Max Draft:** 2' 11" (0.89m)

**Cruise Speed:** 24 Kts. (28 MPH)

**Max Speed:** 30 Kts. (35 MPH)

Our experienced yacht broker, Andrey Shestakov, will help you choose and buy a yacht that best suits your needs **BLUE ANGEL — HINCKLEY** from **our catalogue**. Presently, at **Shestakov Yacht Sales Inc.**, we have a wide variety of yachts available on **our sale's list**. We also work in close contact with all the big **yacht manufacturers** from all over the world.

If you would like to buy a yacht **BLUE ANGEL — HINCKLEY** or would like help answering any questions concerning purchasing, selling or chartering a yacht, please call **+1(954)274-4435**

---

# TABLE OF CONTENTS

---

TABLE OF CONTENTS	2
SPECIFICATIONS	4
Overview	4
Basic Information	4
Dimensions	4
Speed, Capacities and Weight	4
Accommodations	4
Hull and Deck Information	5
Engine Information	5
DETAILED INFORMATION	6
Accommodations	6
Cabin, Forward	6
Head w/Shower	6
Galley & Dinette	7
Pilothouse	7
Electronics	8
Cockpit	8
Deck Equipment & Hull	9
Electrical Equipment	9
Engine & Mechanical Equipment	10
Exclusions	11
Disclaimer	11
PHOTOS	12
CONTACTS	15
Contact details	15
Telephones	15
Office hours	15
Address	15



---

# SPECIFICATIONS

---

## Overview

---

### Basic Information

---

**Category:** Cruiser

**Sub Category:** Downeast

**Model Year:** 1999

**Year Built:** 1999

**Country:** United States

**Vessel Top:** Enclosed

### Dimensions

---

**LOA:** 44' 0" (13.41m)

**LWL:** 41' 0" (12.50m)

**LOD:** 44' 11" (13.69m)

**Beam:** 13' 5" (4.09m)

**Max Draft:** 2' 11" (0.89m)

**MFG Length:** 44' 0" (13.41m)

### Speed, Capacities and Weight

---

**Cruise Speed:** 24 Kts. (28 MPH)

**Max Speed:** 30 Kts. (35 MPH)

**Water Capacity:** 100 Gallons

**Fuel Capacity:** 500 Gallons

### Accommodations

---

**Total Cabins:** 1

**Sleeps:** 2

**Total Heads:** 1

---

## Hull and Deck Information

---

**Hull Material:** Composite Fiberglass

**Hull Designer:** Hinckley

**Exterior Designer:** Bruce King

---

## Engine Information

---

**Engines:** 2

**Manufacturer:** Yanmar

**Model:** 6LY440

**Engine Type:** Inboard

**Fuel Type:** Diesel

---

# DETAILED INFORMATION

---

---

## Accommodations

---

Perhaps the most eloquent expression of the Hinckley power yacht, her hull uses Kevlar and carbon fiber as part of Hinckley's innovative DualGuard composite construction. Twin 440 hp diesels and a jet propulsion system accelerate the T44 to a cruising speed of 26 knots with a top speed of 32 knots. JetStick, Hinckley's computer-integrated steering system, allows precision, one-touch control in all maneuvers. With a mere 27" draft, unheard of in a boat of her size and capabilities, the T44 Jet rewards owners with that rarest of yachting pleasures - a peaceful anchorage, far from crowded deep-water harbors and marinas. Cruising range is 340 nautical miles, putting plenty of distance between passengers and civilization. Comfortable seating, sleeping and dining areas, a U-shaped galley, a full head and separate shower, and abundant storage space. Blue Angel has just completed an extensive refit at the Hinckley Shipyard in Stuart including new 2016 Yanmar engines (with warranty thru 2019 ), painting of the hull, new electronics, reupholstering of the Stidd helm chairs, service to the jet drives, and much more! Owner's plans have changed and regrettably needs to sell. Don't miss seeing this unique beauty that truly shows in pristine condition!

---

## Cabin, Forward

---

- V-berth w/custom bedding
- Port and Starboard hanging lockers
- (3) Storage drawers below berth
- Additional storage cabinet/drawers
- Paneled teak doors & louvered teak locker doors
- Overhead deck hatch with shade and screen
- Reverse cycle A/C & control
- Shelf storage outboard, port and starboard of the V-berth
- Port lights (2) w/ material covers
- (3) Overhead lights
- (4) Reading lights
- Samsung 23" TV
- Fusion stereo with CD / DVD player
- 110v outlet

---

## Head w/Shower

---

- Marine head to port & separate shower area to starboard
- Opening deck hatches in both the head and the shower

- Solid teak door leads to accommodations
- Fiberglass sole w/nonskid in both head & shower area
- Bulkheads in satin varnished teak
- Stainless steel sink , Grohe fixtures, hot & cold pressure water
- Stainless steel towel bars
- A/C vent in both head & shower area
- Sealand Vacu-flush marine head plumbed directly to 35-gallon holding tank
- Shelf-storage in louvered door storage locker

---

## Galley & Dinette

---

- U-shaped galley w/ satin teak cabinetry
- Granicoat countertop w/ polished stainless double sink
- Grohe fixtures and sprayer with hot & cold pressure fresh water system
- Force 10 stainless steel 3-burner propane stove with oven
- 110v AC dockside water-cooled Refrigerator/Freezer
- Panasonic microwave oven
- 110 volt outlet
- Lighting underneath cabinet for countertop lighting
- Pull-open trash bin
- Storage lockers and drawers
- Varnished teak & holley sole
- (2) Overhead hatches w/privacy shade & screen
- (2) Port lights w/ privacy cover
- U shaped dinette
- Teak table w/ adjusting teak pedestals (converts to bed)
- Fusion Stereo with CD / DVD player
- Samsung 30" TV
- (2) Overhead reading lights
- (4) LED overhead lights
- DC overhead lights
- (2) Storage lockers & shelf area
- Storage in companionway stairs
- Reverse cycle A/C

---

## Pilothouse

---

- Stidd Admiral helm seats, port and starboard, ***reupholstered 2016***
- Varnished teak table w/adjusting pedestals to convert to a bunk w/ cushions
- Varnished teak console dash
- 15" teak trimmed steering wheel
- Drop down 3-sided curtain enclosure w/ door

- MarineAir air conditioning
- Stereo speakers w/h volume control
- Storage area under helm seat
- White noise-absorbent overhead liners w/ varnished teak trim
- (2) Overhead opening hatches above for ventilation
- Aft pilothouse exterior teak handrail
- Overhead lights on dimmers
- Navigator/passenger's area w/ gloss varnished dash
- Varnished teak shelf and chart light
- Main DC/AC electrical panel, to port
- 12 volt & 110 volt outlet
- Chart light on a flexible arm mounted above DC panel
- (3) Tempered glass fixed windows w/ windshield wipers & washers
- Opening side windows
- L-shaped settee to port
- L-shaped settee to starboard

---

## Electronics

---

- Garmin 7612 GPS Map - touch screen color multi function display (2016)
- Garmin 7612 XSV - touch screen color multi function display (2016)
- Garmin Radar (2016)
- Icom VHF M424 (2016)
- Raymarine Autopilot (2016)
- Bennett Trim Tabs
- Garmin Speed Indicator
- Fusion MS NRX200 Stereo
- Yanmar single lever controls
- (2) Yanmar electronic engine displays
- JetStick
- Gauges for rudder, (3) tanks & water
- Remote start for generator
- ACR searchlight control
- (4) USB ports
- (2) A/C controls
- Helm A/C
- Bow thruster control in conjunction w/ JetStick

---

## Cockpit

---

- Varnished teak cockpit coamings
- Custom aft removable forward-facing seating w/ cushioned back & bottom



- Removable teak boarding step for side decks, can be used port or starboard
- Swim platform w/ teak inserts and a hideaway stainless steel swim ladder
- Ivory Stamoid cockpit cover fastens to pilothouse top with snaps
- Custom coaming mounted night lights
- Cockpit sole step light
- Cockpit speakers mounted aft w/ volume control
- Fresh water shower with hot/cold water
- Custom removable stainless steel arm inserts in rod holder for shore power cord
- (2) Teak covered cooler / step box
- Teak flag staff (fits into rod holder)
- Centerline transom door
- Access to port & starboard engines - electrically actuated

---

## Deck Equipment & Hull

---

- Hinckley's DualGuard composite construction & patented SCRIMP process
- Outer skin of Kevlar/ E-glass & inner skin of carbon fiber
- Reinforced stringer system of carbon inserted into hull
- Closed-molding & vacuum infused vinylester resin infusion for hull stringer system
- Custom Hinckley hardtop w/custom Hinckley
- Anchor /steaming light
- Antenna
- Air horn
- Aft deck flood light
- Varnished teak handrails on hardtop
- Lewmar Ocean II electric windlass in anchor well w/ remote control
- Custom 316L SS bow roller
- Bow roller mounted stainless steel anchor
- Freshwater washdown in anchor locker
- (7) Lewmar Ocean aluminum hatches
- (6) Opening port lights w/ screens / shades
- Stainless steel chocks & mooring cleats
- Stainless steel deck scuppers
- Deck locker for two propane bottles, to starboard
- ACR spotlight mounted to hardtop w/ remote at helm
- Aft deck floodlight mounted on mast
- Navigation lights
- Dock lines & fenders
- Life jackets

---

## Electrical Equipment

---

- Onan Generator w/ sound shield
- Separate 12v DC starting & accessories systems
- (2) 12v DC 95amp/hr batteries for main engine & generator start
- (3) 12v DC 225-amp/hr batteries for accessories
- 12v 80-amp alternator on port engine
- 12v DC 100-amp alternator for ships service batteries
- 35-amp alternator on generator for starting battery charging
- 120v & 240v AC systems from shore power & generator
- Custom Bass 120v AC electrical circuit panel
- 50-amp Shore power cord
- Freedom 2500 Inverter w/Link 1000 system
- Copper electrical bonding system
- GFI protected circuits in galley, engine room & head

---

## Engine & Mechanical Equipment

---

- Twin Yanmar 6LY440, 440 hp ea (new July 2016)
- Twin ZF 301P transmissions (new 7/16)
- 322 Hamilton water jet propulsion system w/ Hinckley Jet Stick
- VCS engine control system (new 7/16)
- (8) Flex motor mounts (new 7/16)
- (2) Engine oil drain kits (new 7/16)
- (2) Exhaust elbows (new 7/16)
- Aqua Drive CV shaft system
- Yanmar electric single-lever controls
- Side Power 8" bow thruster integrated w/Jet Stick
- Marine Air reverse-cycle air conditioner - 26,000 BTU
- Racor fuel filters for engine & generator w/ water sensors & drain petcocks
- Engine tachometer w/ hour meter gauge
- Engine oil pressure gauge
- Oil transfer pump for engines, transmissions & generator
- Low oil pressure alarm
- (3) Rule 3500 GPH 12vt DC automatic bilge pumps
- Waterjet angle gauge at helm
- Whale Gusher bilge pump
- Engine cooling water temperature gauge
- 35-gallon holding tank
- High cooling water temperature alarm
- Fire extinguishers
- Saltwater deck wash - Par 6900 series pump spigot at bow
- Halon automatic fire system for engine with automatic engine shut-down
- Halon automatic fire system for generator with automatic shut-down added to engine.

- (2) Aluminum alloy 150 gallon wing fuel tanks
- 200 gallon centerline tank with remote fuel gauges
- (2) Fuel transfer pumps w/ switch at helm
- Fully insulated engine room w/ 2" foam/lead

## **Exclusions**

---

Owner's personal belongings.

## **Disclaimer**



---

The Company offers the details of this vessel or yacht in good faith but cannot guarantee or warrant the accuracy of this information nor warrant the condition of the vessel. A buyer should instruct his representatives, agents, or his surveyors, to investigate such details as the buyer desires validated. This vessel or yacht is offered subject to prior sale, price change, or withdrawal without notice.


---

# PHOTOS

---







# CONTACTS

---

Andrey Shestakov, leading yacht broker of the sales department of Shestakov Yacht Sales Inc. Shestakov Yacht Sales Inc., the official representative of the Miami/Fort Lauderdale FL headquarters.

## Contact details

---

Email: **andrey@shestakovyachtsales.com**

Web: [shestakovyachtsales.com/en/](https://shestakovyachtsales.com/en/)

## Telephones

---

USA: **+1(954)274-4435**

## Office hours

---

Monday – Saturday: **9:00 - 21:00** EDT

Sunday: **closed**

## Address

---



Harbour Towne Marina, 850 NE 3rd St, STE 213, Dania, FL 33004