

BOXER — WESTPORT



Судостроитель: WESTPORT

Год постройки: 2010

Модель: Моторная яхта

Цена: ЦЕНА ЯХТЫ ПО ЗАПРОСУ

Местонахождение: United States

Длина общая: 112' 0" (34.14m)

Ширина: 23' 6" (7.16m)

Макс. осадка: 5' 6" (1.68m)

Купить **Boxer — WESTPORT** а также выбрать подходящую вам яхту из нашего **каталога яхт** вам поможет опытный яхтенный брокер Андрей Шестаков. На сегодняшний день компания **Shestakov Yacht Sales Inc.** имеет большое количество яхт в **собственном списке продаж**, а также тесно сотрудничает со всеми крупными **яхтенными производителями** по всему миру.

Для того чтобы купить яхту **Boxer — WESTPORT** а также проконсультироваться по любому вопросу связанному с покупкой, продажей, чартером яхт позвоните по телефону **+7(918)465-66-44**.

ОГЛАВЛЕНИЕ

ОГЛАВЛЕНИЕ	2
ХАРАКТЕРИСТИКИ	5
Обзор	5
Основная информация	5
Размеры	5
Скорость, вместимость и масса	5
Размещение	6
Корпус и палуба	6
Информация о двигателе	6
ПОДРОБНОЕ ОПИСАНИЕ	7
Recent Upgrades All New	7
Forward VIP Cabin	7
Galley	8
Starboard Side Main Entrance Foyer	8
Port Side Entry Foyer	8
Raised Pilothouse	9
Main and Dining Salon	9
Guest Accommodations Foyer and Entry	9
Master Stateroom	9
Port and Starboard Aft Guest Cabins	10
Crew Quarters	10
Tankage	11
Deck Arrangement and Equipment	11
Flybridge Hardtop Gear and Equipment	12
Engine Room	13
Electronics, Navigation, Monitoring, And Communication Equipment	14
Исключения	15
Отказ от ответственности	15

ФОТОГРАФИИ	16
Westport 112 Raised Pilothouse MY Bow-Seating	16
Westport 112 Raised Pilothouse MY Bow Keyhole Seating	16
Westport 112 Raised Pilothouse MY Bow Keyhole Seating	16
Westport 112 Raised Pilothouse MY Bow Keyhole Seating	16
Westport 112 Raised Pilothouse MY Salon	16
Westport 112 Raised Pilothouse MY Salon	16
Westport 112 Raised Pilothouse MY Dining	17
Westport 112 Raised Pilothouse MY Galley	17
Westport 112 Raised Pilothouse MY Day-head	17
Westport 112 Raised Pilothouse MY Sink-detail	17
Westport 112 Raised Pilothouse MY Bar	17
Westport 112 Raised Pilothouse MY Master	17
Westport 112 Raised Pilothouse MY Master-Bath	18
Westport 112 Raised Pilothouse MY VIP	18
Westport 112 Raised Pilothouse MY Guest	18
Westport 112 Raised Pilothouse MY Guest-foyer	18
Westport 112 Raised Pilothouse MY Guest-foyer	18
Westport 112 Raised Pilothouse MY Bridge-stair	18
Westport 112 Raised Pilothouse MY Bridge	19
Westport 112 Raised Pilothouse MY Bridge	19
Westport 112 Raised Pilothouse MY Bridge	19
Westport 112 Raised Pilothouse MY Aft-deck	19
Westport 112 Raised Pilothouse MY Aft-deck	19
Westport 112 Raised Pilothouse MY Sundeck	19
Westport 112 Raised Pilothouse MY Sundeck	20
Westport 112 Raised Pilothouse MY Sundeck-Bar	20
Westport 112 Raised Pilothouse MY Sundeck	20
Westport 112 Raised Pilothouse MY Flybridge-Seating	20

КОНТАКТЫ	21
Контактная информация	21
Телефоны	21
Время работы	21
Адрес	21

ХАРАКТЕРИСТИКИ

Обзор

“Boxer” has just completed a comprehensive refit in 2017. She is truly unique and one of a kind with her updated and modern interior designed by Marty Lowe. No expense has been spared through the refit.

Основная информация

Тип судна: Моторная яхта	Подкатегория: Pilothouse
Модельный год: 2010	Год постройки: 2010
Год обновления: 2017	Вид обновления: Comprehensive
Страна: United States	Номер регистрации в береговой охране: 1276870
Открытая палуба мостика: Да	

Размеры

Длина общая: 112' 0" (34.14m)	Ширина: 23' 6" (7.16m)
Макс. осадка: 5' 6" (1.68m)	

Скорость, вместимость и масса

Водоизмещение: 258000 Pounds	Вместимость воды: 1025 Gallons
Вместимость сточного бака: 600 Gallons	Объем топливного бака: 5500 Gallons

Размещение

Всего кают: 4

Спальные места: 8

Каюта капитана: Да

Каюты экипажа: 4

Спальных мест экипажа: 5

Комм. состав экипажа: 3

Корпус и палуба

Материал корпуса: Fiberglass

Дизайнер интерьера: Marty Lowe

Информация о двигателе

Производитель: MTU

Модель: 16V2000:M91

Тип двигателя: Inboard

Тип топлива: Diesel

ПОДРОБНОЕ ОПИСАНИЕ

Recent Upgrades All New

• Laminate flooring in salon and galley • Vinyl wallpaper throughout boat (exception twin guest rooms) • Wood based wall paper in day head • Custom white paint on all wood in the interior, (except in pilothouse and day head painted gray, steering wheel in pilot house kept in cherry also crew area remained original wood) • High gloss teak tables and pedestals at flybridge settee, with removable insert for dining, manually adjustable up/down and in/out • Headliner throughout boat and console trim in pilothouse • Headboard shape and fabric in guest rooms • Reading lamps in guest and crew • All hardware in boat changed from gold tone to polished chrome/stainless steel: shower and sink fixtures, towel bars, toilet paper holders, door handles and locks, cabinet pulls, shower door hinges, latches, and trim, switch and outlet trim, ceiling fixture trim rings, head flush buttons, mirror trims, • Exterior faucets and galley sink faucet • All lighting changed to LED • Custom exterior cushions with Sunbrella fabric and pillows, many covers • Salon furniture – sofa, coffee table, custom game table, 2 swivel upholstered chairs, modern side chair, standing lamps, side tables • Dining table with 8 chairs, additional 4 chairs at game table and 1 in pilothouse • 3 bar stools for galley table • Wolff induction stove top and Wolff M Series Gourmet oven • 3 Hoshizaki icemakers – galley, aft deck, flybridge • Perlick under counter freezer in lazarette • Custom carpet in guest areas and stairs • Fabrica carpet in crew area • Headliner in crew area • Laminate flooring and painted wood application on stairs to/from pilot house • Custom aft sun shade • Custom shade side panels on aft deck • Custom snap on shade for windshield • Umbrella for keyhole • Refurbish teak chairs on aft deck • 2 Intellian SAT receiver domes 80 cm, data and DTV • Sonos wifi/hifi system integrated with Crestron • Added AIS to electronics • Televisions in Galley – Samsung UHD 4K galley, Samsung UHD master and salon • Denon AVR-X3400H in Main/Dining Salon • Installed Spot Zero water purification system • Installed 4 chiller units and controls • Upgraded MSD unit • Aluminum and teak boarding ladder • Vanity seats • Day head sink, faucet, and mirror • Flooring in engine room • Art light in salon • Light fixture in utility room • Art work • Husky model #205 pneumatic pump at tender refueling station • Engine room decks – installed new plywood and rubber overlay • Dayton/Oberdorfer portable lube oil change pump servicing the main engines, generators, and reversing gears • Marine Nav solid state computer in Pilothouse

Forward VIP Cabin

Accessible by a set of curved carpeted stairs in the companionway from the galley dinette area is the forward VIP cabin with full size berth. Overhead is a custom backlit wood soffit with removable panel that provides access to a removable monitored

escape hatch to the foredeck. Complete with a built-in chest of drawers, vanity desk with flip up makeup mirror and drawers, a large cedar lined walk-in closet with storage shelves and a safe. Entertainment is provided by an LG flat screen TV, overhead speakers with Crestron wireless remote control interfaced to the DirecTV system, and Kaleidescape. The VIP head has a marble countertop vanity with under mount sink, mirrored medicine cabinet, enclosed shower and a linen storage locker.

Galley

Forward on the main deck is the galley and country kitchen dinette area accessed from the starboard side entry foyer and features large fixed windows fit with electric blinds. The dining area has a L-shaped upholstered settee, large granite top table on stainless steel pedestal, three moveable barstools, large storage cabinets, and a curved companionway down to the VIP stateroom. The galley area has granite countertops, an island, an L-shape countertop and newly re-finished wood cabinets and drawers. The dual stainless steel under mount sink includes filtered water, Instahot, and drain macerator. The galley also features:

- New Wolff induction stove top and new Wolff M Series Gourmet oven
- General Electric microwave convection oven and vent fan
- Sub Zero side-by-side refrigerator freezer
- Sub Zero model #700BF refrigerator drawers
- Asko undercounter dishwasher
- Hoshizaki undercounter bin type icemaker with tophat cubes

Starboard Side Main Entrance Foyer

The main entrance foyer with marble sole and lockable monitored sliding glass entrance welcomes you aboard, and leads to circular stair up to the wheelhouse. Designed with a lit art niche, hanging locker, and an Intellisea ship's monitoring touchscreen repeater display. The day head is finished with a marble countertop vanity, top mount glass sink, and toilet.

Port Side Entry Foyer

Off the main salon forward is a second entrance with marble sole, sliding lockable monitored door, and a curved companionway down to the lower guest accommodations. Included is a laundry room and stewardess area with built-in cabinets and storage drawers, U-Line undercounter wine cooler, Sub Zero undercounter

refrigerator, Miele laundry machines and entry into the electronics doghouse.

Raised Pilothouse

The raised pilothouse is accessed from the starboard foyer via a curved companionway and features large fixed windows, a three-panel windshield forward, and helm console with upholstered adjustable Crown Limited chair on stainless steel mount. The Pilothouse also features an L-shaped lounge with table on pedestal mount, storage cabinets, navigation desk with chair and companionway up to flybridge and boat deck (lockable monitored hatch). Adjacent to the helm is a television flush mounted on an electric lift with overhead stereo speakers.

Main and Dining Salon

The main and dining salons have large fixed windows with electric blinds. Stainless steel framed sliding glass panel lockable door with sidelights lead to the main aft deck. Pedestal mount dining table with 8 moveable chairs has serving consoles with storage beneath on either side. A gaming table with 4 chairs, built-in storage cabinets, wet bar. The entertainment system consisting of the following: • Samsung LED TV with Crestron wireless remote • Samsung Blu-ray DVD player • DirecTV satellite receiver • Denon AVR-X3400H (NEW)

Guest Accommodations Foyer and Entry

The lower guest area is entered by a curved companionway; the lower section of the stairway lifts up on pneumatic ram assist providing access to a storage locker with hot water heater and an air handler unit. The guest foyer is finished with marble soles, an onyx top display with mirrored panel and storage beneath, all leading to dual hinged doors into the master stateroom. Aft port and starboard are entries into the identical guest bunkrooms.

Master Stateroom

The master stateroom is furnished with a king size berth off of the mirrored forward

bulkhead, and is equipped with nightstands and reading lamps. Built-in chest of drawers and a port side settee provide all the comforts of home. The large walk-in cedar lined closet features a personal safe. Entertainment in the master stateroom includes: • Television with a Crestron wireless remote • Samsung Blu-ray DVD player • DirecTV satellite receiver • Kaleidscape music and movie system • Surround sound receiver The master stateroom head is divided by a walk-in onyx encased shower with marble onyx bench seat and dual showerheads. The head compartment has a toilet and linen storage locker, matching onyx countertop vanities with under mount ceramic sinks, large mirrored medicine cabinets with sliding mirrored panels and stainless steel framed opening port lights.

Port and Starboard Aft Guest Cabins

The port aft guest cabins are nearly identical. Each has lower single berths with inboard ceiling supported bunk bed and storage drawers beneath the bunks. Between the berths are nightstands with reading lamps and the hull sides have gasketed opening port lights. Cabins include cedar lined hanging lockers and private heads. Each head has a stone countertop, vanity with under mount ceramic sink, mirrored bulkhead, toilet, and enclosed shower. Entertainment in these cabins is provided by flat screen televisions with Samsung Blu-ray players and Crestron wireless remotes.

Crew Quarters

The crew quarters are accessible via a companionway from the aft deck and a secondary access in the transom to the lazarette. Seen in the lazarette is the following: • (2) Glendinning shore power cord reels with bins • Incoming shore power selector panel with shore power #1 and #2, isolation breakers, and selector switches for 208/240 or 480-volt AC power. • Passerelle trunk • Haldex Barnes 1-hp AC electrohydraulic power pack for the passerelle with drip tray and solenoid block. • 110-volt AC outlets • 230-volt, 50-hz outlets • High pressure laminate work surface and folding table platform • Undercounter Freezer • Georator 10-kva entertainment system power supply A crew central passageway leads to the engine room. The crew passageway has an Intellisea ship's monitoring system touchscreen display, a Delta T Systems engine room ventilation system control and display, and the ship's main electrical switchboard. Below the switchboard are Miele Professional washing machine and dryer. The crew bunkroom has upper and lower single berths, a stall shower, and head compartment with toilet, sink, and medicine cabinet. Entertainment is provided by a flat screen television and a Samsung DVD player. There is a small prep area with

polished stone countertop, stainless steel sink, storage, and Sub Zero stainless steel refrigerator, all accompanied by a Panasonic phone and a flat screen television. The captain's cabin has a twin size bed with built-in nightstands, small desk, drawers, hanging locker, private head with toilet, vanity sink, and stall shower. Entertainment is provided by a flat screen television and a Samsung DVD player. The third crew cabin contains upper and lower single berths, private head with toilet, small sink and stall shower. A stainless steel opening port light is provided. Entertainment in this cabin is provided by a flat screen television and a Samsung DVD player and has a Panasonic telephone mounted in the bulkhead.

Tankage

In addition to carrying 5,500 gallons of diesel fuel in three welded aluminum tanks, she has a single 100-gallon drop-in aluminum gasoline tank with dedicated pneumatic pump, hose, and tender refueling nozzle.

Deck Arrangement and Equipment

- LED deck level lights around the perimeter
- Polished stainless steel fairleads
- Polished stainless steel cleats
- Built-in elevated platform bench seat with cushions and storage beneath
- Windlass tethered remote junction box with two Maxwell windlass tethered remotes and potable water washdown bib piping with hose storage
- Vertical anchor windlasses
- Built-in circular seating area with cushions
- Emergency escape hatch with painted nonskid finish from the VIP stateroom
- Bosun's locker with hatch
- Umbrella Socket
- Painted nonskid decks
- Closed circuit television cameras in domes overhead aft port and starboard
- Potable water fill
- Single part inward swinging boarding gates
- Storage chocks and a cover for a 7-tread sea stair with handrails
- Harken sail tracks with cars fitted in the overhang for harness and safety lines
- Folding fender and tender cleats with stainless steel half round chafe bar protection
- Catwalks fitted with diesel fuel fills and an oil fill
- Starboard side catwalk has a waste pump out fitting
- Overhead flush mounted lights, marinized stereo speakers, and a remote operated closed circuit television camera in a dome
- Storage built into the bulwarks port and starboard
- Built-in bench seat with a large fully adjustable power pedestal mounted table with varnished teak top with six deck chairs
- Transom steps are finished in teak overlay
- Deck level lights and stainless steel handrails
- Teak overlay decks of the swim platform protected via stainless steel removable hoop type handrails
- Swim platform corners have stainless steel flat top tender cleats, and flush sockets for a removable swim ladder
- Port and starboard on the transom are line handling stations with lockers above, Maxwell 3500 DC electric vertical warping windlasses with flush mounted switches, and

bolted stainless steel cleat with stainless steel fairleads • Transom lockers have (2) Glendinning Cablemaster 100-amp shore cord retrieval systems, potable water washdown quick connection, telephone type shower and. • Centerline in the deck is a flush lift up hatch accessing the tender refueling station with a Husky model #205 pneumatic pump NEW • Centerline on the transom is a pantographic door to the lazarette, crew accommodations, and engine room • On centerline is a fully instrumented helm with stainless steel destroyer type wheel and Crown Limited helm and companion chairs on stainless steel pedestal mounts • Forward to port is a monitored hatch down to the pilothouse • Port and starboard are wing stations with fiberglass hinged covers • Overhead are flush mounted lights and marinized stereo speakers. There are deck level lights, additional speakers, and scupper drains with stainless steel grates. • Port and starboard wing station overhang steaming lights • L-shaped seating areas with cushions, covers, and storage beneath • Two pedestal mount cocktail tables with a varnished teak tops • Bar with varnished teak top and stone bar top with four pedestal mount stools and under mount stainless steel sink, dual Gaggenau electric barbecue grills with hinge cover, twin stainless steel U-Line refrigerator drawers • Sun pad with cushion and cover • Hot tub spa with cushion top, cover, and storage beneath • Removable aluminum Freeman hatch to a makeup air handler room with (6) Marine Air air handler units and return air ducting • Nautical Structures boat deck davit

Passerelle The passerelle is a Nautical Structures with hydraulic power pack located in the port side of the lazarette and fitted with a telescoping extension that extends approximately 8 feet over the swim platform. There are controls port side in the bulwarks, an RF remote control, and removable stainless steel handrails. **Ground Tackle** • “Boxer” carries a pair of 300-lb. polished stainless steel Poole type navy stockless anchors on polished stainless steel anchor plates housed in fiberglass hawse pipes with potable water chain wash fitted in each hawse pipe. • Swivel shackled to the port anchor is a reported 300' of 5/8" G40 galvanized steel anchor chain. • To starboard is a reported 250' of 5/8" G40 galvanized steel anchor chain. • The anchors are hauled by a pair of Maxwell model #VWC4500 hydraulic anchor windlasses with hydraulic power provided via hydraulic pumps PTO driven off either of the generators. • The windlasses are in a vertical arrangement with gypsies and capstans with band brakes, clutches, stripping bars, riding pawls, and proper devil's claws. Each is through-bolted on heavy stainless steel pads and wells with drains through the hawse pipes. • The windlasses are operated via dedicated tethered remotes with junction plugs located in the foredeck seat locker. • The chains are led below decks through an open spurling hole to partially lined divided bins in the forepeak.

Flybridge Hardtop Gear and Equipment

• (2) Furuno type RSB-096 marine radar antenna units • Kahlenberg triple ship's horn, serial #41171 • Carlisle and Finch remote searchlight • Aluminum mast with steaming

light and Airmar weather station • (2) Furuno antenna units • (2) Aft facing Flood lights • Airmar weather station antenna • Forward steaming light • (2) Sat domes • TV antenna • Various whip antennas • Removable painted aluminum steaming light

Engine Room

• Lit with AC LED and DC lighting • Decks are painted plywood panels with rubber overlay laid on top of bolted aluminum deck supports. NEW plywood and rubber overlay • Fully insulated behind powder coated perforated aluminum sheathing • Bilges are fully painted throughout • Bolted stainless steel handrails between the engines • Fire suppression system Kidde FM200 fixed fire suppression system with bottle. There is a cable pull for the system located on the side of the main electrical panel forward in the crew accommodations. **Engine Room Equipment:** • (2) DDC/MTU 16V2000M91 turbo charged freshwater cooled marine diesel engines • (2) Twin Disc model marine reversing gears • (2) Northern Lights model #M1064T2-65KW, 65-kW marine diesel electric generators • Dometic Marine Air Conditioning • (2) US Motors/Scot 1.5-hp AC electric chillwater pumps • Chillwater loop makeup water connection with pressure regulator and backflow preventer • (2) Scot 1-hp AC electric raw water cooling pumps • Dometic Marine Air Tempered Water Logic Control user interface panel with LCD display • (2) MP Pumps Flomax model #26268 1½-hp AC electric main bilge pumps with control switches and bilge suction manifold for the forward guest, bow thruster, master, mid guest, engine room, lazarette, and captain's crew • (2) Aqua Whisper reverse osmosis watermakers • (2) Headhunter Mach 5 230-volt AC, 60-hz, single phase main potable water system pumps • Headhunter XCaliber 24-volt DC backup potable water system pump • UV sterilizer for the potable water system • Jastram 30-gallon welded hydraulic steering system reservoir with PTO pumps duplex stacked off the stabilizer pump PTO's on the main engines • Bow thruster and anchor windlass central hydraulic system reservoir with external filter and (2) raw water coolers • Naiad model roll stabilization unit consisting of the following subcomponents: Reservoir fluid conditioner with cooler and inline filter • Stabilizer hydraulic pumps, one each PTO driven off each main engine raw water pump • 353 hydraulic stabilizer fin head actuators - one each located port and starboard forward in the engine room - serial numbers port 08110565 and starboard 08110566 • Sen-Dure type cooler inboard of the port main engine for the stabilizer PTO pump case drains with flow indicator paddlewheel • Fluid conditioner assembly #035300255 with a system operated pressure of 1500 Psi at 24-volts DC. Each PTO pump has a separate analog pressure gauge. • Delta T Systems pressure and temperature compensating engine room ventilation automatic/manual system consisting of the following: - Delta T Systems 24" 115/230-volt, single phase, 60-cycle AC electric ducted inline vane axial engine room intake fan on a Yaskawa model #CIMR-VU2A0010FAA variable frequency drive and fit with a fire dampener fit into the engine room fixed fire suppression system - Delta T Systems 18" 115/230-volt, single phase, 60-cycle AC electric ducted vane axial engine

room exhaust fan on a Yaskawa model #CIMR-VU2A0010FAA variable frequency drive with a fire dampener connected to the engine room fixed fire suppression system - Delta T Systems touchscreen control panel located in the crew area. • Alfa Laval model #MIB3035-13, serial #4168027 fuel polishing system • Headhunter Tidal Wave U.S. Coast Guard certified Type II marine sanitation device rated at 1,200 gallons per day. • Headhunter Stingray AC electric AutoChlor system seawater pump • Headhunter Mako sewage transfer pump • Headhunter Mako black water discharge pump • Grundfos AC electric hot water circulating pump • Newmar main engine battery charger • Newmar 12-volt DC generator battery bank charger • Newmar 24-volt DC house battery bank charger • Newmar 12-volt DC house battery bank charger • A-SEA shore power converter system • Speedaire single stage air compressor with a 20-gallon air receiver tank • Workbench with built-in tool chest and cast iron vise • Bulkhead mounted storage cabinets • Closed circuit television camera • Dayton/Oberdorfer portable lube oil change pump NEW with hose set and quick connect fittings servicing the main engines, generators, and reversing gears • Emergency bilge pumping system seawater priming valve to the bilge pump suctions • AC electrohydraulic power pack for the aft deck table • Davco SeaPro duplex main engine fuel filters • 24-volt DC main engine fuel priming pumps • Fuel day tank crossover line with isolation valves • (3) Fuel tank sight gauges • (2) ½-hp AC electric watermaker low pressure feed pumps • Watermaker system raw water feed pre-filters and oil separators • (2) DC electric generator fuel priming pumps • Center fuel tank crossover valve • 60-gallon clean lube oil storage tank • 60-gallon dirty lube oil storage tank • (2) 12-volt DC generator start batteries • 12-volt DC house battery bank • 24-volt DC house battery bank • 24-volt DC main engine start battery banks • Battery selector disconnect switches • Battery selector disconnect switch for the port and starboard main engines • (3) BUSS DC system sub panel feed DC overcurrent protection devices • Capstan reset protection devices • Reset breakers for the port and starboard main engines • Bilge high water alarm float switches

Electronics, Navigation, Monitoring, And Communication Equipment

Pilothouse • Dash mount Crestron control • (2) ICOM model #IC-M604 DSC VHF's • (2) Furuno model #GP150 GPS navigators • (3) Versa Point RF wireless keyboard for the Transas system, desk PC, and Max Sea systems • NEC Accu Sync LCD 52V closed circuit television system display • Elbex model #EXS128 video switcher • Leviathan Transas computer • NEW Marine Nav solid state computer • (2) Furuno 120-mile color radars with NEC MultiSync 1990SX displays and Furuno model #RX-14 dash mount controls • (2) Sturdy/MTU main engine electronic displays • Simrad model #AP50 autopilot • Jastram rudder order indicator • Jastram rudder angle indicator • Bow thruster jog lever • Jog steering lever • Station select panel for the steering selector for manual, power, and autopilot • Main engine start/stops • Ritchie magnetic compass • At will horn control • MTU electronic engine controls • Exalto windshield washer

control • Carlisle and Finch remote searchlight control • NEC MultiSync 1990SX plotter display • B & G H3000 LCD navigation display • Naiad MultiSea II stabilizer system user interface panel and display • Accusync 52X Intellisea ship's monitoring system display with Logitech K400 wireless keyboard • Furuno model #FCV-1200L dual frequency color video sounder • Ship's computer with NEC Accusync 52V display, Logitech K400 wireless keyboard and mouse and Hewlett Packard model #7640 multifunction printer • Panasonic model #KX-T7636 multifunction ship's telephone • ICOM model #IC-M802 HF marine transceiver • Matched set of Weems and Plath ship's barometer/chronometer **Flybridge** • (2) Nauticomp 17" navigation repeater screens • (2) MTU Sturdy electronic main engine displays • Dash mount track ball pointing device • Station select and steering mode panel • Simrad model #AP50 autopilot head unit • Furuno model #RCU-015 radar remote user interface panel with track ball • B & G model #HS3000 LCD navigation display • ICOM Command Mic III VHF remote microphone • Main engine remote start/stops • Horn at will control • Jog steering control • Bow thruster control • Jastram rudder order indicator • Jastram rudder angle indicator • MTU electronic main engine controls • Carlisle & Finch remote searchlight control **Wing Stations** • Jastram rudder angle indicator • MTU electronic main engine controls • Bow thruster control • Jog steering control • Main engine start/stops **Captain's Cabin** • Located in the captain's cabin is a Furuno model #RD30 navigation instrument

Исключения


При продаже яхты исключаются личные вещи владельца.

Отказ от ответственности


Компания предоставляет описание судна или яхты добросовестно, но не может гарантировать точность этой информации, а также не ручается за техническое состояние. Покупатель должен проинструктировать своих агентов или оценщиков исследовать представленную информацию более подробно, по собственному желанию. Продажа судна или яхты, изменение цены или снятие с продажи будет происходить без предварительного уведомления.

ФОТОГРАФИИ


**Westport 112 Raised Pilothouse MY
Bow-Seating**




**Westport 112 Raised Pilothouse MY
Bow Keyhole Seating**




**Westport 112 Raised Pilothouse MY
Bow Keyhole Seating**



**Westport 112 Raised Pilothouse MY
Bow Keyhole Seating**




**Westport 112 Raised Pilothouse MY
Salon**




**Westport 112 Raised Pilothouse MY
Salon**




**Westport 112 Raised Pilothouse MY
Dining**



**Westport 112 Raised Pilothouse MY
Galley**




**Westport 112 Raised Pilothouse MY
Day-head**



**Westport 112 Raised Pilothouse MY
Sink-detail**




**Westport 112 Raised Pilothouse MY
Bar**



**Westport 112 Raised Pilothouse MY
Master**




**Westport 112 Raised Pilothouse MY
Master-Bath**




**Westport 112 Raised Pilothouse MY
VIP**




**Westport 112 Raised Pilothouse MY
Guest**




**Westport 112 Raised Pilothouse MY
Guest-foyer**




**Westport 112 Raised Pilothouse MY
Guest-foyer**




**Westport 112 Raised Pilothouse MY
Bridge-stair**




**Westport 112 Raised Pilothouse MY
Bridge**



**Westport 112 Raised Pilothouse MY
Bridge**




**Westport 112 Raised Pilothouse MY
Bridge**




**Westport 112 Raised Pilothouse MY
Aft-deck**




**Westport 112 Raised Pilothouse MY
Aft-deck**




**Westport 112 Raised Pilothouse MY
Sundeck**




**Westport 112 Raised Pilothouse MY
Sundeck**



**Westport 112 Raised Pilothouse MY
Sundeck-Bar**



**Westport 112 Raised Pilothouse MY
Sundeck**



**Westport 112 Raised Pilothouse MY
Flybridge-Seating**



КОНТАКТЫ

Андрей Шестаков (Andrey Shestakov) – ведущий яхтенный брокер отдела продаж яхт и судов компании Shestakov Yacht Sales Inc. Официальный представитель Shestakov Yacht Sales Inc. для русскоговорящих клиентов в центральном офисе компании в Майами/Форт Лодердейл/Флорида/США.

Контактная информация

Email: **andrey@shestakovyachtsales.com**

Web: **shestakovyachtsales.com**

Телефоны

Краснодарский край: **+7(918)465-66-44**

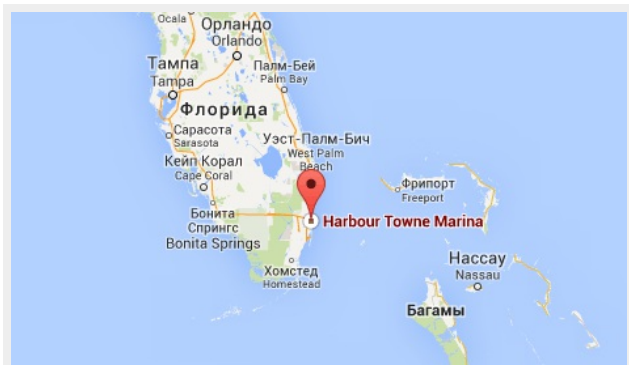
США, Майами, Флорида: **+1(954)274-4435**

Время работы

Понедельник – Суббота: **9:00 - 21:00 EDT**

Воскресенье: **Закрето**

Адрес



Harbour Towne Marina, 850 NE 3rd St, STE 213, Dania, FL 33004