

SCOPED OUT — VIKING



Builder: VIKING

Year Built: 2007

Model: Sport Fisherman

Price: PRICE ON APPLICATION

Location: United States

LOA: 64' 0" (19.51m)

Beam: 19' 2" (5.84m)

Max Draft: 5' 2" (1.57m)

Cruise Speed: 33 Kts. (38 MPH)

Max Speed: 38 Kts. (44 MPH)

Our experienced yacht broker, Andrey Shestakov, will help you choose and buy a yacht that best suits your needs **Scoped Out — VIKING** from **our catalogue**. Presently, at **Shestakov Yacht Sales Inc.**, we have a wide variety of yachts available on **our sale's list**. We also work in close contact with all the big **yacht manufacturers** from all over the world.

If you would like to buy a yacht **Scoped Out — VIKING** or would like help answering any questions concerning purchasing, selling or chartering a yacht, please call **+1(954)274-4435**

TABLE OF CONTENTS

TABLE OF CONTENTS	2
SPECIFICATIONS	4
Overview	4
Basic Information	4
Dimensions	5
Speed, Capacities and Weight	5
Accommodations	5
Hull and Deck Information	5
Engine Information	5
DETAILED INFORMATION	6
Description	6
Salon	6
Galley/Dinette	7
Master Stateroom	8
Forward VIP Guest Stateroom	9
Starboard Guest Stateroom	10
Master and Guest Heads	10
Companionway	11
Enclosed Flybridge	11
Electronics	12
Cockpit & Fishing Equipment	13
Hull & Deck Features	15
Electrical	15
Engine Room/Mechanical	16
Notable Viking Custom & Optional Equipment	18
Exclusions	19
Disclaimer	19
PHOTOS	20

CONTACTS	31
Contact details	31
Telephones	31
Office hours	31
Address	31

SPECIFICATIONS

Overview

This desirable 3 Stateroom 3 head layout offers more room verses the 4 stateroom layout.

SCOPED OUT is a 2007 - 64' Viking Enclosed Bridge Convertible. She is powered with Upgraded 2030 mhp MTU Series 2000-V16 M91 Diesel Engines with 2532 original hours. SCOPED OUT will cruise at 33 knots and top out at 38+ knots! She carries additional fuel totaling 2,180 gallons. SCOPED OUT offers the popular cockpit mezzanine deck and seating complemented by a custom teak cockpit sole and teak mezzanine deck.

Upgraded features include: Custom Hull Color; Water Maker; Additional Generator; Eskimo Ice Machine new in 2017; Reman Factory Davit in 2017; 13' Boston Whaler; Stidd Power Helm Chair; Custom Viking Dual Radar Mast; Bow Thruster; Electronic Trolling Valves; Fiberglass Side Thru-Hulls; Three Stateroom/ Three Head Layout, Salon Entry Door w/ Push Button Electric Door Opener. The salon/ interior features include: Hi-Gloss Teak Finish; Custom Raised Panel Cabinets and Doors, 37" Plasma TV with KVH SAT TV System; Custom Granite Countertops; Spiral Staircase to the Enclosed Bridge; Premier Interior Decor Package; Home Theater Entertainment System. Extensive electronics package includes: (2) Radar's; AIS; Flir Night Vision; Cockpit Camera plus much more!

New TV's in the Master Stateroom and the FlyBridge.

SCOPED OUT has had the finest care and maintenance and is in excellent condition! She is a must see for the most discriminating Viking Yacht buyer!

Basic Information

Category: Sport Fisherman

Model Year: 2007

Year Built: 2007

Country: United States

Vessel Top: Enclosed

Dimensions

LOA: 64' 0" (19.51m)

Beam: 19' 2" (5.84m)

Max Draft: 5' 2" (1.57m)

Speed, Capacities and Weight

Cruise Speed: 33 Kts. (38 MPH)

Max Speed: 38 Kts. (44 MPH)

Displacement: 105000 Pounds

Water Capacity: 325 Gallons

Holding Tank: 200 Gallons

Fuel Capacity: 2180 Gallons

Accommodations

Total Cabins: 3

Total Berths: 4

Sleeps: 6

Total Heads: 3

Hull and Deck Information

Hull Material: Fiberglass

Hull Designer: Viking Yachts

Engine Information

Engines: 2

Manufacturer: MTU

Model: Series 2000-V16 M91

Engine Type: Inboard

Fuel Type: Diesel

DETAILED INFORMATION

Description

This desirable 3 Stateroom 3 head layout offers more room verses the 4 stateroom layout.

SCOPED OUT is a 2007 - 64' Viking Enclosed Bridge Convertible. She is powered with Upgraded 2030 mhp MTU Series 2000-V16 M91 Diesel Engines with 2532 original hours. SCOPED OUT will cruise at 33 knots and top out at 38+ knots! She carries additional fuel totaling 2,180 gallons. SCOPED OUT offers the popular cockpit mezzanine deck and seating complemented by a custom teak cockpit sole and teak mezzanine deck.

Upgraded features include: Custom Hull Color; Water Maker; Additional Generator; Eskimo Ice Machine new in 2017; Reman Factory Davit in 2017; 13' Boston Whaler; Stidd Power Helm Chair; Custom Viking Dual Radar Mast; Bow Thruster; Electronic Trolling Valves; Fiberglass Side Thru-Hulls; Three Stateroom/ Three Head Layout, Salon Entry Door w/ Push Button Electric Door Opener. The salon/ interior features include: Hi-Gloss Teak Finish; Custom Raised Panel Cabinets and Doors, 37" Plasma TV with KVH SAT TV System; Custom Granite Countertops; Spiral Staircase to the Enclosed Bridge; Premier Interior Decor Package; Home Theater Entertainment System. Extensive electronics package includes: (2) Radar's; AIS; Flir Night Vision; Cockpit Camera plus much more!

New TV's in the Master Stateroom and the FlyBridge. Fresh Bottom Paint and Wax October 2019.

SCOPED OUT has had the finest care and maintenance and is in excellent condition! She is a must see for the most discriminating Viking Yacht buyer!

Salon

The overall volume of the salon is immediately apparent thanks to the 19' 2" beam. The Hi-Gloss teak finish with Custom raised cabinet panel doors is a dramatic statement of rich joinery and especially palatial with a sizable ultra-leather U-shaped sofa lounge to port fronted with a custom cocktail table. The sofa lifts easy on gas struts to expose a substantial stowage area, suitable for fishing rods, tackle and sundry items. To starboard, the main electrical panel is at eye level for easy viewing and back lit for simplifying night use. Below the teak concave counter is a Bose entertainment system with surround sound, plus bottle and general stowage. To complement the sound system is a 37" Fujitsu Plasma television installed over the dinette to maximize viewing accessibility. Hi-Gloss teak valances conceal air conditioning registers for quiet

thorough cooling and richly textured designer fabrics and materials abound in this lush environment.

- Salon Electric Door Opener
- Overhead Teak Handrail
- Upgraded Headliner
- Air Conditioning with Reverse Cycle Heat, Circulates from Concealed Registers behind Valances
- Hunter Douglas Silhouette Blinds
- Custom Birdseye Maple Cocktail Table
- Custom Amtico Flooring at Salon Door Entrance
- Frameless Side Salon Windows with Tinted Tempered Glass
- Home Theater System with 37" Fujitsu Plasma TV & Bose Lifestyle Surround Sound (DVD/CD Inoperable)

with Subwoofer

- Multi-Directional Stereo Speakers Recessed in Headliner
- Kenmore Clear Icemaker in Cabinet
- Overhead Xenon Lights Recessed in Headliner with Dimmers
- Indirect Decorative Rope Lighting behind Valances
- Custom U-Shaped Ultraleather Sofa Lounge with Storage
- Custom Salon Cup/ Drink Holders behind Sofa
- Teak Cabinetry with Drawers and Bottle Storage
- Custom Teak Valances
- Spiral Staircase to Enclosed Bridge

Galley/Dinette

The galley is U-shaped, ideal for prepping and cooking meals at sea. Wide expanses of

custom granite provide lots of counter space. Beneath the counter is a plethora of good thinking including drawer style Sub Zero refrigeration, plus numerous drawers and lockers. The countertop is fitted with a stainless steel double sink and an electric range. Above, a microwave/ convection oven adds to the cooking arsenal, while four wide, deep drawers slide out for convenient stowage of dinnerware and food supplies. The galley sole is planked with premium Amtico vinyl flooring for excellent serviceability and quick clean up.

- Electric Range, 3-Burner Cook Top
- Exhaust Fan, High Velocity
- Galley Countertop, Custom Granite
- Garbage Disposal in Sink
- Microwave/ Convection Oven
- Trash Compactor w/ Teak Face
- Sub-Zero Undercounter Refrigerator Drawer Units (2)
- Sub-Zero Undercounter Freezer Drawer Unit w/ Icemaker
- Double Stainless Steel Sink Recessed in Granite Countertop
- Storage Cabinets in Upper Galley with Pullout Sliding Drawers
- Storage Cabinets and Drawers in Lower Galley
- Custom Amtico Cherry & Holly Galley Flooring
- Dinette Custom Birdseye Maple Table
- Dinette Seating with Ultra-Leather Cushions and Storage

Master Stateroom

A diagonal berth with a queen size mattress flanked with teak end tables highlights the master suite and truly complements the wise use of space. There is both drawer and bulk stowage beneath the berth and rope lighting adds a nice evening touch. Additional stowage is available in both credenzas and in the sizeable maple lined hanging locker. The entertainment system includes a 20" LCD TV w/ Bose 3-2-1 Stereo entertainment system.

- Queen Size Walk-Around Diagonal Bed w/ Lift Top Storage & Drawer Storage including Safe Under Bed Top
- Upgraded Pillow Top Mattress
- Upholstered Headboard w/ Custom Storage
- End Tables with Drawer and Door Storage
- Reading Lights Overhead
- Overhead Xenon Lights with Dimmers
- Decorative Rope Lighting
- Air Conditioning with Reverse Cycle Heat with Temperature Control
- Bomar Deck Hatch with Ocean Air Screen/ Shade System
- Teak Entry Credenza with Storage Drawers
- Large Hanging Locker with Teak Doors and Maple-Lined
- Teak Doors & Cabinets with Custom Raised Panels
- 30" LCD Flat Screen TV (replaced in 2019)
- Bose 3-2-1 Stereo/ DVD/ CD Player

Forward VIP Guest Stateroom

The forward guest stateroom offers a centerline/ walk-around queen berth. Beautiful teak joinery, designer fabrics and carpeting, plentiful stowage are featured along with a 15" LCD TV and DVD player.

- Queen Island Berth
- Air Conditioning with Reverse Cycle Heat with Temperature Control
- Bomar Deck Hatch with Ocean Air Screen/ Shade System
- Hanging Locker with Teak Door and Maple-Lined
- Teak Storage Cabinets & Teak Shelf
- Reading Lights Overhead

- Overhead Xenon Lights with Dimmers
- 15" LCD Flat Screen TV
- DVD Player
- Stereo Speakers Recessed in Headliner

Starboard Guest Stateroom

The starboard guest stateroom features side by side berths, plenty of cabinet, drawer and locker stowage with an adjoining head and stall shower.

- Side by Side Twin Berths w/ Filler to Convert to Queen Berth
- Upgraded Orthopedic Mattresses (2)
- Lift-Up Storage under Outboard Berth
- Teak Nightstand with Storage
- Teak Hanging Locker Maple-Lined
- Storage Drawers under Hanging Locker
- Overhead Xenon Lights with Dimmers
- Individual Reading Lights above Berths
- Air Conditioning with Reverse Cycle Heat with Temperature Control
- Stereo Speakers Recessed in Soffit

Master and Guest Heads

The master and guest heads feature Amtico flooring, a sculpted teak faced vanity with custom granite countertops, Sealand Magnum Opus freshwater vacuum flush toilets and medicine cabinets. The master stateroom head provides a linen locker with full length mirror, mirrored ceiling and frameless glass shower door. All heads include fiberglass stall showers with seats plus satin nickel fixtures.

- Custom Granite Countertops
- Air Conditioning/ Heat with Vent in Soffit
- Custom Amtico Flooring

- Exhaust Fan with Vent in Soffit
- Overhead Xenon Lights Recessed in Soffit
- Linen Storage
- Full Length Storage Cabinet with Shelves and Mirrored Door in Master Head
- Lower Vanity with Curved Teak Face
- Medicine Cabinet with Mirrored Doors
- Mirrored Ceilings in Master & Forward Guest Heads
- One Piece Custom Frameless Shower Door in Master Head
- Grohe Satin Nickel Faucet
- Sealand Magnum Opus Freshwater Vacuum Flush Toilets (3)
- Fiberglass Shower Stall with Satin Nickel Shower Fixtures and with Drain to Automatic Sump Pump in Bilge
- Shower Light
- Towel Bar and Ring
- 120V GFI Receptacle

Companionway

- Laundry Center with Stackable Washer and Dryer behind Teak Closet Door
- Linen Storage Locker with (4) Shelves
- Central Vacuum Unit Connection
- Overhead Xenon Lighting Recessed in Headliner
- Access to Pantry Storage
- Access Hatches to Lighted Awlgrip Bilge Area

Enclosed Flybridge

The Enclosed Flybridge is a spectacular rendition of cruising luxury that easily rivals any

motor yacht of similar length. The climate controlled bridge is air conditioned with reverse cycle heat and dehumidification mode. For relaxing, the bridge features an L-shaped lounge on a raised platform with a cocktail table to allow maximum visibility at dock or underway. Entertainment amenities include an LCD TV; CD player & stereo, wine cooler, plus a refrigerator with built-in icemaker. Cabinetry throughout the bridge is hand finished teak joinery. The helm is a commanding display with a destroyer-type stainless steel steering wheel, intermittent wipers and washers; electronic controls; power assist steering and a leather power Stidd helm seat flanked by ultra-leather companion bench seats with footrests. The dash is wrapped with ultraleather to provide a subtle background for electronics and engine instrumentation. The second helm abaft the bulkhead features a pod-style control station for easing into a slip of fishing maneuvers. This afterdeck area also contains a molded fiberglass bench seat with removable cushions and stowage below. Overhead, a pair of molded-in quartz lights provides nighttime illumination. A spiral staircase accesses the enclosed bridge from the salon. Custom Hardtop Dual Radar Mast, Bow Thruster Control, Bomar Hardtop Hatch Installed Over Helm Chair, Powder Coated Rocket Launcher on Aft Flybridge Rails, Pre-Wired Recessed Electronic Teaser Reels, Buell Air Horns.

- Single Lever Electronic Controls
- Power Assist Steering
- Stainless Steel Destroyer Steering Wheel
- Electronic Trolling Valves
- Fire System Control with Automatic and Manual Discharge System
- Ultra-Leather Lounge Seating w/ Storage & Pullout Sofa Bed
- Removable Hi-Lo Teak Cocktail Table
- Teak Handrails Overhead (2)
- Custom Hatch above Helm Seat
- Custom Amtico Flooring w/ Compass Rose
- Central Vacuum Unit Connection
- Under Helm Access with Lights and Storage Room

Electronics

- Simrad Glass Bridge 60 System w/ (3) 17" Display Monitors
- Garmin 7215, center and Garmin 7612-XSV, right/ Chart Plotter

- Simrad RA 85/ 95 - 96 Mile Radar
- Garmin - 48 Mile Radar
- Furuno FCV-1200L Color Video Black Box Sounder
- Furuno RD-30 Depth Sounder/ Sea Water Temp Gauge
- Furuno LH-3000 Loud Hailer w/ Intercom Speaker to Cockpit
- Furuno SC-50 Satellite Compass
- Simrad A1-50 AIS (Automatic Identification System)
- Airmar PB100G Weather Sensor
- KVH SAT TV System
- Pioneer CD/ Blue Tooth Stereo System
- Flir Navigator Night Vision Camera
- Simrad AP25 Auto Pilot
- Icom M604 VHF Radio w/ Remote Mic
- Icom M604 VHF Radio w/ Remote Mic
- Simrad TD-L1550A Radio Directional Finder
- Carlisle & Finch Searchlight w/ 200W Xenon 15 Million Candle Power
- ACR RCL 100 Spotlight w/ 24V Dual Lamp
- Custom Mount Flood Lights (2) - Port & Starboard Bridge Top
- Simrad 406 GPS EPIRB
- High Resolution Cockpit Color Camera
- Bennett Trim Tab Indicators (3)
- Ritchie Powerdamp Compass

Cockpit & Fishing Equipment

The cockpit boasts 180 square feet of working space, including a mezzanine deck. The mezzanine creates an upper & lower cockpit; spectators are close to the action, but

never in the way of the angler and never obstruct the captain's view of the cockpit. The mezzanine provides an excellent place to relax at the dock or enjoy underway. The observation mezzanine on the upper level provides shade and spray protection thanks to the flying bridge overhang. Outfitted with a deep freezer and plenty of stowage, the cushions lift easily to access the engine room. The starboard side tackle locker like the other cockpit lockers and compartments has a thick water repelling gasket.

- Custom Teak Cockpit Sole and Mezzanine Deck
- Observation Mezzanine Aft Facing Lounge Seating with Sunbrella Cushions
- Bait Freezer Located in Mezzanine
- Tackle Cabinet with Pullout Electronic Controls w/ Bow Thruster
- Recessed In-Deck Insulated Fishbox (2) Port & Starboard
- Recessed Refrigerated Chill Box in Salon Step
- Murray Products Teak Fighting Chair w/ Rocket Launcher & Bait Tray
- Molded-In Transom Fish Box w/ Live Baitwell
- Rupp Outriggers w/ Triple Spreaders
- Rupp Center Rigger
- Eskimo Ice Machine w/ Discharge into Recessed Cockpit Sole Box
- Lee Flush Mounted Swivel Rod Holders (8)
- Rod Holders in Port & Starboard Haunch (4) Each - Total of (8)
- Electronic Cockpit Controls w/ Bow Thruster
- Stainless Steel Gas Pistons on All Hatches and Lids
- Walk-Thru Transom Door with Gate
- Push Release Cabinet Doors with Storage
- Dockside Electric Connection 50 Amp/ 220 Volt
- Glendinning Retractable Cablemaster (2) Port & Starboard
- Dockside Water Connection
- Engine Room Access with Lift Hatch in Mezzanine
- Flybridge Overhang for Shade

- Recessed LED Lights in Flybridge Overhang
- Saltwater Washdown
- Freshwater Washdown
- Indirect Rope Lighting Under Coaming
- Lazarette Access Hatch to Steering, Trim Tabs, and Drain Pumps
- Self Bailing Cockpit with Large Scuppers

Hull & Deck Features

Custom Seafoam light Green hull color, Black Windshield Mask, Custom teak cockpit sole & Teak Mezzanine deck, Fiberglass Side Thru-Hulls, Bomar Fore-Deck Hatches (3), Bow Pulpit with Stainless Steel Anchor Chute and Anchor, Fresh Water Washdown in Anchor Locker, Lewmar V4 SS Anchor Windlass, Powder Coated Aluminum Bow Rail, Nautical Structures EURO1700 Low Profile Davit with Hydraulic Lift & Rotation, 2009 - 13' Boston Whaler 130 Super Sport w/ 40hp Mercury 4-Stroke Outboard Engine w/ Custom Cover, Life Raft in canister, 150 Watt Underwater Lights (4), Underwater Exhaust System, Smartcap Fuel Fill Alarm System.

Electrical

- 24 Volt DC Ship's Service
- 24V/ 12V Power Supply
- Onan 27.5kw Diesel Generator
- Onan 21.5kw, Additional, Diesel Generator
- 110V Outlet in Engine Room on Aft Bulkhead
- Anchor Light/ Navigation Lights
- Batteries (2) Independent 24V Banks Mounted in Fiberglass Storage Boxes
- Battery Charges (2)
- Battery Distribution Panel
- Battery Parallel System for Main Engines and Generator Start
- Bonded Electrical System with Ground Plate

- Color-Coded Labeled and Numbered Wiring System
- Dimmers, AC Interior Lighting
- Emergency DC Crossover Charging System
- Engine Room Recessed Lights AC & DC
- Glendinning Cablemasters (2)
- Individual Switching for Shore (1), Shore (2) or Generator supply Located at Main Salon Panel
- Instrument Panel Lights for Flybridge and Main Electric Panel
- Xenon Lighting Recessed in Headliner and Rope Type Decor Lights, 120V AC and 24V DC
- Master Electrical Control Panel Located in Salon
- Sub-Panel Located in Galley
- 120V Duplex Receptacles with GFI
- Voltage Stabilizer Isolation Transformer for Consistent, Cleaner Voltage

Engine Room/Mechanical

Viking engine rooms are the industry benchmark for quality construction and attention to detail. The engine room is finished with bright White Awlgrip, which lightens up the machinery space and makes it easy to maintain and keep spotless. The air intake boxes are fitted with a Delta T ventilation system with thermostatically controlled supply and discharge fans for optimum fresh air circulation, plus water intrusion suppression to keep the space clean, dry and most importantly, salt free. Attention to detail is a Viking hallmark, every fitting is labeled, each hose is chafe protected where needed and the wiring throughout is neat and tidy.

- Air Conditioning - Direct Expansion Zoned with Reverse Cycle Heat for Complete Climate Control with Individual Temperature Controls for Staterooms and Salon
- Bilge Pumps with Additional Cleanout Pumps in Keel Area Linked into Monitoring System and Connected to Float Switches for Automatic & Manual Operation
- Delta T Engine Room Ventilation System with Thermostatic Controlled Supply and

Discharge Fans for Proper Fresh Air Supply and Water Intrusion Suppression

- Delta T Pneumatically Controlled Engine Room Ventilation Dampers Integrated into Fire Suppression System

- Dual Stage Variable Speed 110V A/C Fresh Water System

- Engine Room Entrance Gauge Package

- Fire Suppression System, Automatically or Manually Operated

- Oil Changing System, Gear Type Pump for Main Engines, Transmissions and Generator with Pump out Line to Cockpit

- PEX Plumbing, Fresh Water System with Manifold Shut Off in Engine Room and Forward Bilge

- Power Assist Hydraulic Steering

- Racor Fuel/ Water Separator Filters for Main Engines and Generator "Dual" Filters for Main Engines, Glass Bowl Type

- Electric Water Heater - 20 Gallons

- Fresh Water Supply in Engine Room

- Fuel and Oil Lines, Flexible, Steel Reinforced USCG Approved, Aircraft Type

- Fuel Priming Pumps for Main Engines, Electric

- Fuel Transfer and Management System, 24V DC Pump Controlled through Moritz Control Panels

- Internal Sea Strainers for Generator, Air Conditioning and All Sea Water Pick-ups

- Generator Mufflers with Gas/ Water Separator

- Stainless Steel Rudders with Dripless Thru-Water

- Bronze Seacocks, Flanged and Thru Bolted, Ball Type Sea Valves and Strainers for All Thru-Hulls below Water Line

- Structural Steel Engine Beds Mounted to Transverse Intermediate Bulkheads to

Isolate Torque and Vibration/ Engine Noise and Ensure Drive Train Alignment

- Struts, Thru-Water Nibral with Orkot Composite Bearings
- Trim Tabs with Center, Port and Starboard Dual Piston Tabs Recessed in Transom, Individual Controls with Covers
- Additional Fuel Tank, 250 Gallons
- Additional Generator, 21.5 kw
- Eskimo Ice Machine
- Water Maker, 1,400 GPD w/ Auto Backflush
- Underwater/ Stringer Exhaust, Reduces Engine Exhaust Back Pressure, Cleaner Exhaust Discharge and Improved Utilization of Area under The Cockpit

Notable Viking Custom & Optional Equipment

- Custom Hull Color
- Enclosed Flybridge
- MTU Series 2000-V16 M91 Diesel Engines @ 2030MHP with 2582 Hours as of September 2019
- Additional Generator, 21.5 kw
- Additional Fuel Tank, 250 Gallons
- Underwater Exhaust System
- Smartcap Fuel Fill Alarm System
- Water Maker, 1,400 GPD w/ Auto Backflush
- Eskimo Ice Machine
- Custom Teak Cockpit Sole & Teak Mezzanine Deck
- Aft Cockpit Electronic Controls w/ Bow Thruster
- Murray Products Teak Fighting Chair w/ Offset Pedestal
- Transom Fishbox Molded-In w/ Live Baitwell
- Underwater Lights (4)

- Davit w/ Hydraulic Lift Rotation
- 13' Boston Whaler 130 Super Sport w/ 40hp
- Life Raft
- DC Bow Thruster
- Salon Spiral Staircase to Enclosed Bridge
- Custom Raised Panel Teak Doors & Cabinets Throughout
- Custom Granite Countertops Throughout
- Custom U-Shaped Salon Sofa Upgrade
- Salon Electric Door Opener
- Enclosed Bridge Custom Amtico Flooring w/ Compass Rose
- Enclosed Bridge 24V Power Stidd Helm Chair
- Enclosed Bridge Sleeper Sofa
- Enclosed Bridge Wine Cooler
- Electronics Include: (2) Radars
- Custom Dual Radar Mast
- Black Mask on Brow



Exclusions

Owner's personal belongings.

Disclaimer

The Company offers the details of this vessel or yacht in good faith but cannot guarantee or warrant the accuracy of this information nor warrant the condition of the vessel. A buyer should instruct his representatives, agents, or his surveyors, to investigate such details as the buyer desires validated. This vessel or yacht is offered subject to prior sale, price change, or withdrawal without notice.

PHOTOS

































CONTACTS

Andrey Shestakov, leading yacht broker of the sales department of Shestakov Yacht Sales Inc. Shestakov Yacht Sales Inc., the official representative of the Miami/Fort Lauderdale FL headquarters.

Contact details

Email: **andrey@shestakovyachtsales.com**

Web: shestakovyachtsales.com/en/

Telephones

USA: **+1(954)274-4435**

Office hours

Monday – Saturday: **9:00 - 21:00** EDT

Sunday: **closed**

Address



Harbour Towne Marina, 850 NE 3rd St, STE 213, Dania, FL 33004