

HONEY — WESTPORT



Судостроитель: WESTPORT

Год постройки: 2009

Модель: Моторная яхта

Цена: ЦЕНА ЯХТЫ ПО ЗАПРОСУ

Местонахождение: United States

Длина общая: 112' 0" (34.14m)

Ширина: 23' 5" (7.14m)

Мин. осадка: 5' 6" (1.68m)

Крейс. скорость: 24 Kts. (28 MPH)

Макс. скорость: 26 Kts. (30 MPH)

Купить **HONEY — WESTPORT** а также выбрать подходящую вам яхту из нашего **каталога яхт** вам поможет опытный яхтенный брокер Андрей Шестаков. На сегодняшний день компания **Shestakov Yacht Sales Inc.** имеет большое количество яхт в **собственном списке продаж**, а также тесно сотрудничает со всеми крупными **яхтенными производителями** по всему миру.

Для того чтобы купить яхту **HONEY — WESTPORT** а также проконсультироваться по любому вопросу связанному с покупкой, продажей, чартером яхт позвоните по телефону **+7(918)465-66-44**.

ОГЛАВЛЕНИЕ

ОГЛАВЛЕНИЕ	2
ХАРАКТЕРИСТИКИ	4
Основная информация	4
Размеры	4
Скорость, вместимость и масса	4
Размещение	4
Корпус и палуба	5
Информация о двигателе	5
ПОДРОБНОЕ ОПИСАНИЕ	6
Aft Deck	6
Salon	6
Dining	7
Galley	7
Pilothouse	7
Foyer Lower Deck	8
Master Stateroom	8
Master Head	9
VIP Stateroom	9
VIP Head	10
Guest Stateroom Port	10
Guest Head Port	11
Guest Stateroom Starboard	11
Guest Head Starboard	11
Captain and Crew Quarters	12
Flybridge & Bridge Deck	13
Fore Deck	13
Electrical Systems	14
Electronics	15

Engine Room and Mechanical	15
Safety Equipment	17
Swim Step	17
Lazarette Area (Under Aft Deck)	18
Upgrades	18
Remarks	19
Исключения	19
Отказ от ответственности	19
ФОТОГРАФИИ	20
КОНТАКТЫ	28
Контактная информация	28
Телефоны	28
Время работы	28
Адрес	28

ХАРАКТЕРИСТИКИ

Основная информация

Тип судна: Моторная яхта

Подкатегория: Raised Pilothouse

Модельный год: 2009

Год постройки: 2009

Страна: United States

Номер регистрации в береговой охране: 1218755

Верх: Hardtop

Размеры

Длина общая: 112' 0" (34.14m)

Ширина: 23' 5" (7.14m)

Мин. осадка: 5' 6" (1.68m)

Длина привального бруса: 112' 0" (34.14m)

Скорость, вместимость и масса

Крейс. скорость: 24 Kts. (28 MPH)

Макс. скорость: 26 Kts. (30 MPH)

Чистый вес: 208 Pounds

Вместимость воды: 1000 Gallons

Вместимость сточного бака: 600 Gallons

Объем топливного бака: 5500 Gallons

Размещение

Всего кают: 4

Спальные места: 8

Каюты экипажа: 4

Корпус и палуба

Материал корпуса: Fiberglass

Материал палубы: Teak

Комплектация корпуса: Modified V-Hull

Отделка корпуса: Aluminum

Дизайнер экстерьера: Jack Sarin

Информация о двигателе

Двигатели: 2

Производитель: MTU

Модель: 16V2000

Тип двигателя: Inboard

Тип топлива: Diesel

ПОДРОБНОЕ ОПИСАНИЕ

Aft Deck

- Aft Deck Engine: Jog steering and thruster control
- Aft Deck Bar: icemaker, refrigerator, solid granite surface top, sink with hot and cold water, bar storage and a barware cabinet in portside bulwark
- Aft Deck Furniture: molded-in settee with cushions, one teak dining/cocktail table on stainless pedestals with hydraulic high/low features, six teak dining chairs and three teak bar stools (all teak listed is high gloss with covers)
- Storage Lockers: located in bulwarks
- Spiral Staircase: one down to crew quarters and one up to Boat Deck
- Fiberglass bait freezer, Eskimo Ice Machine and Tackle Storage
- Aft Deck Boarding: Both Sides (Wider than Forward boarding)

Salon

- Wood: Hi-gloss & satin finish, raised panel mahogany & cherry with burl inlays
- Audio/Video: HD 50" Samsung LED TV, surround sound receiver, surround sound speaker system with powered sub, HD satellite receiver, DVD/CD player, iPad 2 way touch panel control, UPS battery backup
- Salon Cabinetry: Raised buffets port and starboard, lower side buffets. Outboard cherry cabinets have madrona burl tops and cherry waterfall edges
- Furniture: Sofa and love seat placed in an L configuration with 3 occasional chairs, cocktail table and end tables portside; game table with 2 chairs to starboard
- Wine Refrigerator: U-Line 18 bottle wine refrigerator under TV
- Salon Bar: includes a walk-up bar with combo U-Line refrigerator/ice maker and storage. Bar top has a recessed burl top, cherry waterfall edge and inlaid stone behind doors. Mirror polished stainless round sink and chrome faucet
- Overhead Detail: Perimeter soffit with crown molding and rope light. Overhead ceiling feature in Salon.
- Media Storage: Storage for CD's, videotapes and DVDs.
- Headliner: Ultrasuede vinyl headliner
- Blinds: Crestron controlled electric silhouette blinds with fixed Roman shade valance in custom blind pocket. Vertiglide blinds in aft salon.
- Aft Door: Electric large 4-panel polished stainless steel sliding door, weather tight and direct bonded glass
- Main Deck Foyer: Large entry in foyer on starboard side.
- Companionway Flooring: Marble tile in port and starboard companionways and aft salon entry Day Head
- Headhunter Royal Flush Hydro Vac, mirrored overhead, vanity light, marble vanity top with white Kohler Caxton undermount sink, Jado Wynd faucet and accessories

gold nickel finish. Accessories include towel ring, soap dish, and covered toilet tissue holder. Ceiling light fixture. Marble tile flooring and marble wainscoting.

Dining

- Formal Dining: Table from 130' Westport (Oversized). Cherry veneered dining table top and base with 8 dining chairs. Mirror with beveled edge installed on forward bulkhead, flanked by wood detail port and starboard
- Formal Dining Service Storage: Two mirrored Lucite storage cases. One case holds provided formal china (12 five piece place settings), and one holds provided formal crystal which includes 12 each of the following: wine, water, and champagne glasses. Formal five piece flatware is stored in above cases.
- Overhead Detail: Domed overhead ceiling feature (oval) over the dining area, with dining pendant

Galley

- Refrigerator: SubZero
- Freezer/Icemaker: Subzero two-drawer
- Cooktop: Viking 6-burner
- Oven: Dacor bake, convection, pure convection and broil
- Microwave: GE
- Hot water dispenser: ASKO
- Disposal: In-Sinkerator
- 42" Samsung LED HD TV, satellite receiver, (1) pair speakers, iPad control
- Sink: Stainless Kohler extra deep with Kohler cutting board and Grohe soap dispenser
- Faucet: Grohe LadyLux
- Stove: Cooktop pan holders
- Galley Flooring: Hardwood commercial flooring with elegant inlaid border
- Overhead Detail: Perimeter soffit with crown molding and rope lighting
- Cabinets: Cherry, including cabinets along starboard wall under windows
- Countertops: granite with waterfall edge
- Dinette: Built-in storage, surround cherry waterfall edge & recessed burl top
- Table: granite with waterfall edge
- Pantry: located off companionway with Novotronic washer/dryer, Subzero under counter freezer and U-Line under counter wine cooler

Pilothouse

- Helm Station Wheel: Wooden 24" Destroyer type

- Engine Controls: MTU Integrated Control Head
- Engine Instrumentation: DDC/MTU
- Flooring: Stain resistant carpeting
- Bulkheads and headliner: Ultrasuede
- Control Console: Black Spinneybeck leather with leather dash hoods
- Drawers: Chart drawers adjacent to console
- Settee Table: Granite countertop wrapped in wood
- Helm Chair: Stidd 500SL low back helm chair
- Desk: Recessed madrona burl veneer top, solid cherry waterfall edge and stool
- Sliding Hatch to flybridge
- Counter: Recessed laminate top with cherry waterfall edge
- Bronze Mirror aft bulkhead
- Built-in bookcase
- HVAC with linear slot diffusers in soffit and overhead
- Windshield mesh sun screen cover
- Clock/Barometer: 6" Weems & Plath
- Audio/Video: 1 pair of speakers, iPad Control, TV, UPS battery backup and whole boat audio signal, Sat HD receiver

Foyer Lower Deck

- Console: Cherry cabinet and marble top with Uline refrigerator/icemaker
- Flooring: Marble tile
- Lighting: Overhead lighting
- Luggage Storage: guest stairs have lift-up section to allow for storage

Master Stateroom

- Berth: California King (72"x84") berth, upholstered headboard, and the bunk rail lifts up on gas springs to storage below. The cherry pedestal is recessed for rope lighting and has two drawers
- Lighting: recessed LED room lights, 2 reading lights, 2 table lamps for end tables, indirect rope accent lighting under berth and above soffits, special lighting outboard at hull side behind Roman blinds and overhead (rope lights) above berth
- Headboard: Woven wood headboard.
- Mirrors: Clear mirror on inside wardrobe door
- Wardrobe: Walk-in wardrobe, lined with aromatic cedar, automatic light, closet rod and cedar shelf with keeper
- Doors: double door entryway with cherry frame with madrona burl veneer panels
- Counters: recessed madrona burl veneer top with solid cherry waterfall edge
- Blinds: Crestron (iPad) controlled electric Roman shade and blind

- Portlights: opening with screens and privacy covers
- Trim: cherry
- Joinery: soffit with cherry trim for lighting, 2 nightstands with drawer, 1 15-drawer dresser and 2 end table cabinets
- Furniture: sofa
- Safe: digital safe in walk-in closet
- Audio/Video: 50" Samsung HDTV, surround sound receiver, surround sound speaker system with powered sub, satellite HD receiver, iPad 2 way touch panel control, UPS battery backup

Master Head

- Toilets: 2 Headhunter Royal Flush Hydro Vac
- Shower: Marble with Grohe and Jado fixtures. Euro-style frameless tempered glass doors and chrome latches
- Sinks: 2 Kohler Vintage sinks with Jado Wynd fixtures. Platinum nickel finish
- Mirrors: 2 mirrored medicine cabinets. Lighted make-up mirrors above each vanity, also includes two free standing vanity stools. Fixed mirrors on forward bulkhead
- Headliner: A-look mirror with Bosley molding and Ultrasuede trim
- Lighting: Recessed LED room lights and vanity lights
- Flooring: Onyx (white)
- Counters: Onyx with waterfall edge. A narrow extension of vanity counter continues onto forward bulkhead
- Bath Accessories: Jado Wynd accessories, gold plated finish. Two each: soap dish, covered toilet tissue holder, towel bar, towel ring, robe hook
- Doors: 1 3/8" solid cherry frame with madrona burl veneer panels
- Joinery: full width vanities port and starboard, linen lockers port and starboard, clothes hamper port and starboard

VIP Stateroom

- Berth: Queen berth, upholstered headboard, and the bunk rail lifts up on gas springs to storage below. The cherry pedestal is recessed for rope lighting and has a single drawer.
- Lighting: Recessed LED room and reading lights. Indirect rope accent lighting under berth and above soffit
- Mirrors: Bronze mirrors on forward bulkhead above headboard. Clear full-length mirror on wardrobe door
- Wardrobe: Walk-in wardrobe, lined with aromatic cedar, automatic light, closet rod and cedar shelf with keeper
- Doors: 1 3/8" solid cherry framed with madrona burl veneer panels

- Counters: Recessed madrona burl veneer top with solid cherry waterfall edge
- Hatch: Over berth, 24" round hatch
- Trim: Cherry
- Joinery: soffit for lighting, two built-in bookcases at headboard, vanity/desk, entertainment center with cherry doors and four-drawer dresser below, cabinet in stairwell locker
- Settee: custom upholstered
- Audio/Video: 23" LCD TV, satellite receiver, DVD/CD player, 1 pair of speakers, Ipafd Control, UPS battery backup

VIP Head

- Toilet: Headhunter Royal Flush Hydro Vac.
- Shower: Custom molded fiberglass with Euro-style frameless tempered glass door with Grohe and Jado fixtures. Sealed shower light.
- Sink: Bates & Bates Teri sink with Jado Wynd fixtures, silver platinum nickel finish
- Mirror: framed mirror above vanity
- Lighting: recessed LED room lights and vanity lighting
- Counters: Marble with waterfall edge
- Bath Accessories: Jado Wynd accessories, gold plated finish. One each: soap dish, covered toilet tissue holder, towel bar, towel ring, robe hook
- Door: 1 3/8" solid cherry frame with madrona burl veneer panels
- Joinery: vanity and linen cabinet

Guest Stateroom Port

- Berth: Queen berth, upholstered headboard, and the bunk rail lifts up on gas springs to storage below. The cherry pedestal is recessed for rope lighting and has two-drawers
- Lighting: recessed LED room and reading lights. Indirect rope accent lighting under berth and above soffit
- Mirrors: Bronze mirrors on aft bulkhead above headboard. Clear full length mirror on outside wardrobe door
- Wardrobe: lined with aromatic cedar, automatic light, closet rod and cedar shelf with keeper
- Door: 1 3/8" solid cherry frame with madrona burl veneer panels
- Counters: Recessed madrona burl veneer top with solid cherry waterfall edge
- Blinds: Roman shade and blind
- Portlights: Opening with screen and privacy cover
- Trim: Cherry
- Joinery: soffit with cherry trim for lighting, (2) 3-drawer nightstands, (1) 6-drawer dresser and entertainment center with cherry doors and 5-drawer dresser below

- Audio/Video: 23" LCD TV, satellite receiver, DVD/CD player, 1 pair of speakers, Ipad Control, UPS battery backup

Guest Head Port

- Toilet: Headhunter Royal Flush Hydro Vac
- Shower: the shower is molded fiberglass. Grohe and Jado fixtures with Euro-style frameless tempered glass doors with chrome hardware. The shower includes a sealed light.
- Sink: Kohler Vintage sink with Jado Wynd fixtures, gold plated finish
- Mirror: wall mirror above vanity
- Lighting: recessed Halogen room lights and vanity lighting
- Counters: marble with backsplash, with waterfall edge
- Bath Accessories: Jado Wynd accessories, gold plated finish. One each: soap dish, covered toilet tissue holder, towel bar, towel ring, robe hook
- Door: 1 3/8" solid cherry frame with madrona burl veneer panels
- Joinery: vanity

Guest Stateroom Starboard

- Berths: Twin berths, a and upholstered headboards. The cherry pedestal is recessed for rope lighting and has one drawer, and inboard berth is movable
- Lighting: recessed Halogen room and reading lights. Indirect rope accent lighting under berth and above soffit
- Mirrors: Bronze mirrors on aft bulkhead above headboard. Clear full-length mirror on outside wardrobe door
- Wardrobe: aromatic cedar-lined, with automatic light, closet rod and cedar shelf with keeper
- Door: 1 3/8" solid cherry frame with madrona burl veneer panels
- Counters: recessed madrona burl veneer top with solid cherry waterfall edge
- Blinds: Roman shade and blind
- Portlights: opening with screen and privacy cover
- Trim: cherry
- Joinery: soffit with cherry trim for lighting, (1) 3-drawer movable nightstand, entertainment center with cherry doors and 5-drawer dresser below
- Audio/Video: 23" LCD TV, satellite receiver, DVD/CD player, 1 pair of speakers, Ipad Control, UPS battery backup

Guest Head Starboard

- Toilet: Headhunter Royal Flush Hydro Vac.

- Shower: The shower is molded fiberglass. Grohe and Jado fixtures with Euro- style frameless tempered glass doors with chrome hardware. The shower includes a sealed light.
- Sink: Kohler Vintage sink with Jado Wynd fixtures, gold plated finish
- Mirror: wall mirror above vanity
- Lighting: recessed LED room lighting and vanity lighting
- Counters: Marble with backsplash, with waterfall edge
- Bath Accessories: Jado Wynd accessories, gold plated finish. One each: soap dish, covered toilet tissue holder, towel bar, towel ring, robe hook
- Door: 1 3/8" solid cherry frame with madrona burl veneer panels
- Joinery: Vanity

Captain and Crew Quarters

- Berths: Captain is full-size and crew is 3 twin berths with innerspring pillow top mattresses and storage below
- Lighting: 110v AC LED recessed room lights and 24v DC reading lights
- Mirrors: Clear full-length mirror on inside wardrobe door
- Wardrobe: Aromatic cedar-lined with automatic light, double doors, closet rod and cedar shelf with keeper. There is a safe in the captain's wardrobe
- Doors: 1 3/8" solid cherry frame with madrona burl veneer panels
- Counters: Solid surface with simple bullnose
- Blinds: Duettes
- Trim: Cherry
- Joinery: Captain's built-in clock shelf, Captain's desk with solid surface top, includes stool, Captain's drawer under berth, Captain's dresser, Captain's upper cabinet above berth, Crew drawers under berth, Crew lounge entertainment center, Crew lounge galley upper and lower cabinets, Crew lounge upholstered settee, crew lounge surface table top
- Appliances: built-in refrigerator, microwave, two upright, under counter freezers, 1 each washer and dryer
- Crew Lounge Audio/Video: 20" LCD TV, satellite receiver, DVD/CD Player, 1 pair of speakers
- Crew Quarters Audio/Video: 15" LCD/DVD TV and satellite receiver
- Engineers Quarters Audio/Video: 15" LCD/DVD TV and satellite receiver
- Captain's Cabin Audio/Video: 15" LCD TV, satellite receiver, 1 pair of speakers, handheld Ipad remote

CAPTAIN/CREW HEADS

- Toilets: Galley Maid. Freshwater plumbed and discharged into holding tank
- Shower: Custom-molded fiberglass with tempered glass doors and Grohe fixtures. Sealed shower light

- Sinks: Kohler Bolero with Grohe fixtures
- Mirror: Mirror on medicine cabinet
- Lighting: Low-voltage recessed room lights and vanity lighting
- Flooring: Amtico commercial vinyl flooring in a hardwood pattern including vinyl base molding
- Counters: solid surface with simple bullnose
- Bath Accessories: Ginger hardware. One each: soap dish, toilet tissue holder, towel bar, tumbler holder, towel ring, robe hook
- Doors: 1 3/8" solid cherry frame with madrona burl veneer panels
- Joinery: Vanity and medicine cabinet

Flybridge & Bridge Deck

- Mast: welded aluminum and composite with electronics, anchor light
- Hard Top: composite construction covering flybridge deck has 24v LED overhead deck lighting
- Wet Bar: solid surface white sink and top, TC jack, icemaker under bar, refrigerator near BBQ, grill with hood and cover and four bar stools
- Wheel (Flybridge): (1) 24" stainless steel, Destroyer type
- TV: 42" LED Samsung TV
- Tender Lifting Brindle: Nautica
- Davit: Hydraulic powered Nautical Structures crane features 359 degrees of rotation, wireless proportional control and a 2,000lb load capacity
- Chocks: removable for tender
- Rails: stainless rails with mid rail around boat deck
- Helm Seats: (2) Stidd 500XL low back helm chairs with footrests
- Air Horn: Kahlenberg T2-figure 372, with 1/2" air strainer
- Hot Tub: molded-in spa with sun pad top and storage below
- Sun Pad: with cushions and covers
- Settee: molded settee with cushions and hinged seating for storage below on flybridge and without storage on boat deck
- Tables: (3) fixed oval tables with solid surface tops
- Flagstaff: Stern flagstaff with 5'x8' US flag
- Wing Station: port and starboard wing stations on flybridge. Stations include electronic engine controls with synchronizer, jog lever, bow thruster control, rudder angle indicator, main engine start/stop and covers.
- Helm Station: with engine controls, engine instrumentation and electronics
- Venturi: custom 1/4" per spec in stainless frame

Fore Deck

- Bow Sun Lounge: with cushions and cover
- Keyhole Seat: molded keyhole settee with cushion and cover
- Locker: 110 outlet inside with lights
- Power Cords with Glendinning CableMaster

Electrical Systems

- Vessel Information Control System: Text feature alarm, IntelliSea Model IS-1 Vessel Information and Control (VIC) system with remote access via iPhone/iPad APP
- Batteries: All AGM cell type batteries. (2) banks of (2) 8-D, 225-amp batteries, wired in series for starting main engines (total of 4) and (2) 8-D, 225-amp batteries, one for each generator starting. (1) 24v battery bank for ship's service and (1) 12v DC (2) 8-D, 225-amp battery bank for electronics – All 8-D batteries replaced June 2013 with Odyssey PC2250
- Battery Chargers: chargers include (1) 70-amp 12v DC for electronics, (1) 95-amp 24v DC for ship's service bank, (1) 40-amp 24v DC for main engine bank and (1) 40-amp 12v DC for generator bank
- Defrosters: (3) King heater/defrosters on pilothouse console
- Pilothouse Chart Lights: (3) 12v red DC chart lights: (1 at navigator's area, 1 at captain's desk and 1 at dash flat over stairs to main deck)
- Compass: (1) Ritchie Globe Master F-600 in pilothouse, (1) B&G display on flybridge
- Distribution Panels: with engraved faceplates
- Exterior Lighting: The fore deck, house sides, aft deck stair and flybridge overhead lights are all controlled from the Pilothouse switch bank, aft deck lights switched locally
- Isolation Transformer: (2) ASea AC25V
- Lighting Protection: with Hull Dyna plate and lightning antenna
- Reading Lights: All staterooms have 110v receptacles for table lamps
- Recessed Light Fixtures: LED fixtures
- Indirect Lighting: 24v DC and 110v AC rope lighting
- Searchlight: (1) Carlisle Finch 200 watt Xenon located on mast with dual controls
- Shore Power: (2) 100 amp – 240v single phase shore feeds with Glendinning cablemaster cord reels at port bustle. TV and phone outlet located at port bustle with one 100' TV/phone cord; (2) 100 amp 480V shore feeds Aft, (2) 100 amp 480V shore feeds bow, (2) 480 to 100 Amp 3 Phase adapter, (2) 480 to 100 amp single phase adapter.
- Shore Lights: 24v with white trim
- Main Distribution Panel: located in crew area. Designed to be functional with all necessary circuit breakers and transfer switches and to provide proper operation of AC and DC circuits
- General Lighting: Vimar and Leviton receptacle and switching throughout
- Navigation Lights: Perko

- Crestron: Audio/Video distribution controlled by Crestron system through wireless control using iPads. Lighting controls with switched and dimmed Crestron automation.

Electronics

- Telephone System: 14 station digital phone system. All stations have speaker phones for intercom and paging. Phone system is connected to Satcom, Cell Phone and Shore Phone for voice lines throughout.
- Satellite Telephone: Fleet Broadband FB250
- Satellite Television System: Satellite KVH - HD11 system. 14 HD receivers and 3 HD/DVR receivers.
- Radar: (2) Furuno FAR-2117 radars with 19" LCD display and repeater on flybridge.
- Cellular Phone: Telular cellular phone system.
- Cellular: Phone booster and antenna
- Depth Sounder: Furuno FCV1200BB-P with 15" LCD monitor
- GPS: Furuno GP-90D in pilothouse and flybridge
- Navigation/Electronic Chart System: Transas Navisailor NS3000 ECS with 19" LCD display and charts from Seattle, Washington to Fort Lauderdale, Florida all east coast and Bahamas, Nobletec and MaxSea Time Zero
- Radios: VHF: (2) Icom M602 VHF radios in pilothouse and one command mic on flybridge, VHF: Raytheon 53 VHF radio installed in tender, SSB: Furuno FS- 1503
- Loud Hailers: (2) hailer horns, integrated with VHF radios
- Wind, Depth and Speed: B&G with HS2000 full function display
- Autopilot System: Simrad AP50 in pilothouse and on flybridge
- Security System: IntelliSea Model IS-1 (VIC)
- Camera System: Elbex 12V DC hi-resolution color, full pan and tilt camera on the aft deck, port and starboard side decks and full pan zoom tilt camera in engine room
- Weather Information: XM and OCENS WeatherNet Software
- EPIRB: Northern Airborne Technology NA-S1520
- Internet: Internet connectivity thru the satellite telephone Wave Access - WiFi and cell phone with a broadband router attached and two wireless remote access points (one forward and one aft) for remote connection throughout the boat.
- Aft Depth Sounder: ST 60 Digital Depth Sounder located in captain's quarters
- Computer: Solid State computer with wall mounted monitor located at Nav station in Pilothouse

Engine Room and Mechanical

ENGINE ROOM

- Engine Room Floor: removable wood floorboards with black rubber Diamond Plate floor covering
 - Tool Box: 8-drawer with tools and 4 drawer top tool box
 - Paint Package: Bright white
 - Cabinets: one storage cabinet on aft port bulkhead above workbench, one storage cabinets on forward bulkhead port
 - Work Bench: Stainless steel work bench with 4" vise
 - Air Hose: 18' self-coiling with quick disconnect
 - Door: Pacific Coast Marine watertight door
 - Self-coiling power cord
- ENGINE MECHANICAL EQUIPMENT**
- (2) MTU/DDC 16V2000 engines, rated at 2000 hp, four-station MDEC controls, integrated station selection and shifter control, MDEC synchronizer and underwater exhaust
 - Generators: (2) 65Kw 1800 rpm Northern Lights with compound mounts, sound shields, InSep (internal water/exhaust separation/mufflers) Port Hrs: 2100 / Starboard Hrs: 2100
 - Water temperature, oil pressure and hour meters are installed on main distribution panel in crew quarters. Both generators have remote start/stop in Pilothouse. PTO and hydraulic pump installed on both generators for full redundancy.
 - Air Compressor: 220V 2 hp compressor located in the engine room will operate horn, gasoline pump, and general engine room air supply
 - Bow Thruster: American Bow Thruster 16" 40 hp hydraulic single prop with four-station controls.
 - Fuel and Water Fill Pipes: fuel fills with dual fill/vent pipes vented overboard for fast filling. A second, smaller vent, vented overboard is provided for normal operation. Two fills for water tanks.
 - Fuel Tank: 1/4" 5086 alloy aluminum with dual fills and standard vents. VIC monitoring and sight tube level indicators. Approx. Capacity: 5,500 gallons
 - Gas Tank: 100 gallon gas tank under hatch on swimstep includes an air operated diaphragm pump and fill nozzle
 - Fuel Filters: (1) dual Sea Pro 8 with isolation valve for each main engine and (1) Sea Pro 50 for each generator
 - Fuel Gauges: Sight tubes located in engine room and VIC monitoring
 - Fuel Transfer System: fuel transfer pump has flow meter and timer
 - Fire Suppression: Engine room has a FM200 fire suppression system with manual/automatic controls; also, additional fire suppression is located on the electrical distribution panel.
 - Lube Oil Change System: 60 gallon lube oil tank with deck fill, fill spigot, 60 gallon lube oil waste tank with deck fill, drain spigot, and portable extraction pump with quick disconnects on pump and all engines
 - Rudders: Cast urethane foil-shape rudders with stainless stocks; 7.6 square feet
 - Rudder Bearing/Seals: Fiberglass sleeves with PYI bearings, dripless seals, and spare seals in carrier.
 - Propellers: 48" Michigan Nibral 5-blade custom wheels

- Shafts: 4" Aquamet 22-H.S.
- Shaft Log and Packing Glands: Shaft logs to be one piece fiberglass construction with PYI dripless packing gland with water crossover from engines. Shaft log is bonded into the hull.
- Struts: Cast bronze of Vee design
- Stabilizer System: Naiad model #353 with 12 sq. ft. fins, single-station control, with oil level warning, unloading valve kits and dual pumps and gauge kits
- Windshield Wipers/Washers: Exalto windshield wipers with electronic control panel with synchronization and washers for three wipers
- Steering: Jastram power steering with dual engine-driven pumps and five steering stations: Pilothouse, Flybridge and Port & Starboard wing stations on Flybridge. Aft Deck stations include indicator, start/stop buttons and covers
- Bonding: All bronze thru-hulls bonded with #8 or heavier wire and connected to transom zincs and shaft wipers
- Zinc Anodes: Will be installed on hull at transom and secured on stainless steel studs and tied to the bonding system. Included are shaft zincs.
- Air Conditioning: Chilled water system with air handlers in salon, pilothouse, galley, all staterooms and crew area. Make-up air system is included. Chiller unit includes variable frequency drives (approximate capacity of 15 tons)
- Bilge Monitoring: 8 remote mounted bilge float switches and VIC alarms on all float switches
- Bilge Pumps: Emergency fixed bilge pump system includes two electric 230V AC pumps with 1 1/2" PVC lines to each major compartment with check valves, strainers, and priming system
- Brownie's Yacht Pro Compressor YP-SSDF

Safety Equipment

- Life Raft: (2) 8-man Zodiac life rafts
- Life Preservers: (13) Coast Guard approved adult life preservers with water lights and (6) Coast Guard approved child life preservers with water lights
- Ring Buoys: (2) 24" diameter ring buoys secured on exterior of vessel
- Flares: Flare kit
- Bell: Perko 179 ship's bell per Coast Guard

Swim Step

- (2) 12V electric reel outlets
- (2) 110V outlets
- Compressed air fitting
- Diesel transfer for tenders
- Gasoline tank and pump

- Brownie Hookah reel with 100' of hose expandable to 4 additional 25' regulators
- Fighting chair/rocket launcher deck mount
- Live baitwell
- Salt water and fresh water wash down

Lazarette Area (Under Aft Deck)

- 50 AMP tender service
- Brownie YP-SSDF Yacht Pro automatic compressor
- 5 Tank holder
- Cabinets fore and aft
- Storage shelf
- Passerelle storage
- Work bench
- Aft/fore/Mid shore power selector

Upgrades

- Aft deck boarding gates
- Converters, ASEA
- Shore Power Cord (bow)
- Raise dining overhead
- Larger dining table
- Galley Designed with 130 appliances
- Night Vision 3000 I
- Teak under hardtop
- Watermaker Upsize 1800 gal (2)
- Nobeltec and Max Sea Time Zero
- Centrifuge fuel
- Tender fueling - diesel
- 50 AMP tender service
- Bait tank
- Saltwater Washdown
- Fighting Chair Mount
- Air conditioning back up pumps
- AIS on radar, electronics and chart plotter
- Additional (4) underwater lights (2 port/2 starboard)
- (2) Underwater down lights
- Underwater camera aft
- Overhead detail galley
- Rear electric salon automatic door
- iPods controls in all rooms

- Mahogany interior same as 130'
- C-Quip Carbon Fiber Ladders
- Brownie YP-SSDF Yacht Pro automatic compressor
- Power outlets, water and compressed air hook-ups on boat deck
- KVH HD-11, HD Satellite dome, dish and controller Dec 2013
- New HD TV's in Galley, Salon and Master Dec 2013
- New Marine Air Compressors June 2014
- New Teak on Swim Platform Aug 2014
- DVR for CCTV with app control and view from iPads Sept 2014
- Triton management System
- LED lighting Sept 2014

Remarks

HONEY is the pride of the 112 Westport fleet - - **BEST IN SHOW**. This one owner vessel is truly remarkable in regards to her condition and continual upgrades. A larger yacht has already been purchased making this a most serious offering. If in the market for a 112 you **MUST SEE HONEY**. Spectacular throughout!



Исключения

При продаже яхты исключаются личные вещи владельца.

Отказ от ответственности

Компания предоставляет описание судна или яхты добросовестно, но не может гарантировать точность этой информации, а также не ручается за техническое состояние. Покупатель должен проинструктировать своих агентов или оценщиков исследовать представленную информацию более подробно, по собственному желанию. Продажа судна или яхты, изменение цены или снятие с продажи будет происходить без предварительного уведомления.

ФОТОГРАФИИ

























КОНТАКТЫ

Андрей Шестаков (Andrey Shestakov) – ведущий яхтенный брокер отдела продаж яхт и судов компании Shestakov Yacht Sales Inc. Официальный представитель Shestakov Yacht Sales Inc. для русскоговорящих клиентов в центральном офисе компании в Майами/Форт Лодердейл/Флорида/США.

Контактная информация

Email: **andrey@shestakovyachtsales.com**

Web: shestakovyachtsales.com

Телефоны

Краснодарский край: **+7(918)465-66-44**

США, Майами, Флорида: **+1(954)274-4435**

Время работы

Понедельник – Суббота: **9:00 - 21:00** EDT

Воскресенье: **Закрето**

Адрес



Harbour Towne Marina, 850 NE 3rd St, STE 213, Dania, FL 33004