

BOBBI TOO — HARGRAVE



Судостроитель: HARGRAVE

Год постройки: 2009

Модель: Моторная яхта

Цена: ЦЕНА ЯХТЫ ПО ЗАПРОСУ

Местонахождение: United States

Длина общая: 88' 9" (27.05m)

Ширина: 21' 0" (6.40m)

Мин. осадка: 5' 10" (1.78m)

Макс. осадка: 6' 0" (1.83m)

Крейс. скорость: 18 Kts. (21 MPH)

Макс. скорость: 21 Kts. (24 MPH)

Купить **BOBBI TOO — HARGRAVE** а также выбрать подходящую вам яхту из нашего **каталога яхт** вам поможет опытный яхтенный брокер Андрей Шестаков. На сегодняшний день компания **Shestakov Yacht Sales Inc.** имеет большое количество яхт в **собственном списке продаж**, а также тесно сотрудничает со всеми крупными **яхтенными производителями** по всему миру.

Для того чтобы купить яхту **BOBBI TOO — HARGRAVE** а также проконсультироваться по любому вопросу связанному с покупкой, продажей, чартером яхт позвоните по телефону **+7(918)465-66-44**.

ОГЛАВЛЕНИЕ

ОГЛАВЛЕНИЕ	2
ХАРАКТЕРИСТИКИ	3
Обзор	3
Основная информация	3
Размеры	3
Скорость, вместимость и масса	3
Размещение	4
Корпус и палуба	4
Информация о двигателе	4
ПОДРОБНОЕ ОПИСАНИЕ	5
YACHT DESCRIPTION AND DETAILS	5
Исключения	8
Отказ от ответственности	8
ФОТОГРАФИИ	9
КОНТАКТЫ	13
Контактная информация	13
Телефоны	13
Время работы	13
Адрес	13

ХАРАКТЕРИСТИКИ

Обзор

FEATURES Captain maintained with no expense spared Primarily fresh water boat C-32 Acerts with less than 950 hours Separate Master staircase and stateroom giving owner total privacy 3 new A/C compressors: Sky Lounge, Salon and Galley

Основная информация

Тип судна: Моторная яхта

Подкатегория: Sky Lounge

Модельный год: 2009

Год постройки: 2009

Страна: United States

Размеры

Длина общая: 88' 9" (27.05m)

Ширина: 21' 0" (6.40m)

Мин. осадка: 5' 10" (1.78m)

Макс. осадка: 6' 0" (1.83m)

Трапы: 0' 0" (0.00m)

Скорость, вместимость и масса

Крейс. скорость: 18 Kts. (21 MPH)

Макс. скорость: 21 Kts. (24 MPH)

Вместимость воды: 600 Gallons

Вместимость сточного бака: 150 Gallons

Объем топливного бака: 3000 Gallons

Размещение

Всего кают: 4

Спальные места: 8

Всего ком. состава: 6

Койки экипажа: 2

Корпус и палуба

Материал корпуса: Fiberglass

Материал палубы: Fiberglass

Дизайнер экстерьера: Hargrave

Дизайнер интерьера: Yacht Interiors
By Shelley

Информация о двигателе

Двигатели: 2

Производитель: CAT

Модель: C-32

Тип топлива: Diesel

ПОДРОБНОЕ ОПИСАНИЕ

YACHT DESCRIPTION AND DETAILS

The interior of Bobbi Too, which was designed by Yacht Interiors by Shelley, has a relaxed main salon with Gloss Sapeli Cabinets and cornice board. Entering from the aft deck through an air assisted automatic clear glass door, you will first notice how it exudes comfort with the use of soft fabrics and inviting colors. To port, there are bookshelves and comfortable seating area. Amidships, staircase leads to a private owner's suite, and forward engine room door for easy access is rough seas. There is also a staircase leading upward to the Sky Lounge. Beside the staircase on the main deck, there is a wine storage cabinet and icemaker.

DINING Forward of the salon is the formal dining area for eight guests, a console with Green Butterfly granite counter top and China cabinets on either side. The custom Dining table is Gloss Sapeli and Gloss Maitore.

The main day head is conveniently located forward of the salon and aft of the galley. It has beautiful Gris Pearl granite slab accented with Black Absolute granite and Gris Pearl borders.

GALLEY A Hargrave signature feature is a very large, full beam country kitchen style galley with a layout designed especially for a chef that enjoys entertaining guests while stirring up delectable cuisine. There is a settee forward with ample seating. The galley has Amtico –Rosewood/tick finish plank flooring and green butterfly granite countertops.

At the forward end of the galley is a staircase to the VIP and Guest Staterooms.

SKY LOUNGE This well-designed gathering space is designate for masculine appeal. Utilizing rich tones and leather upholstery we have created a warm and fabulous space for entertaining guests. The helm station is forward with an impressive instrument console, Stidd chairs and a ships desk.

MASTER STATE ROOM The entrance doors to the master are stunning with a Gloss Sapeli frame and Clear mirror inserts. The King-Sized headboard top roll upholstery with nightstand topped in Green Butterfly granite on both sides. The master head has a granite shower, towel warmer, a tub and a urinal with Sloan flushometer. The Engine room can be accessed from both the crew area after and off the master stateroom.

Factory Installed Equipment 600 Gallon Stainless Steel Water Tank V-Shaped Keel w/ Longitudinal stringers Fiberglass hand laid hull & stringers vacuum bagged w/foam core reinforcement FRP Bulkheads FRP Main Deck and floors Fiberglass swim platform w/ ladder Stainless steel 316 plow anchor (200 lbs),w/300' chain & Nilsson V4000 24v windlass Built in hand held shower on swim platform 4" stainless steel 617 shafts

equivalent to Aquamet 22 4 Blade Faster bronze propellers Emergency tiller Stainless steel rudders Sound and heat insulation in ER bulkhead fwd, aft & ceiling Remote windlass operation from Skylounge Hydraulic Bow Thruster HPS-36hp Hydraulic steering by Hynautic, adaptable to auto-pilot Engine Alarm System for low pressure & high temperature supplied by Cat 24v lights and 110v power receptacles in Engine room (4 each) Custom underwater engine exhaust w/idle by-pass High volume 24v Groco Water Pressure Pump (30lb) 100 Gallon Holding Tank w/ indicator Fresh water filling faucet in Engine room 220v,110v and 60Hz Electrical System Lovett Sump Pumps (4) Y-Valve for dockside pump out (8) 200 amp/hr batteries for engine & ship power Separate 120 amp/hr battery for generator Main electrical panel w/ separate AC Power control and circuit breaker panel 110 volt duplex receptacles located throughout vessel, including engine room Italian door handle package Recessed Tray ceiling in salon Canalupe 24v ceiling lights Large Storage areas forward deck Granite counter top in galley (3) Freeman Hatches Cat instruments at helm (Tach/Oil Pressure/Engine Temp/TransPressure/Hrs) Fresh water washdown (3) three locations - Bow / aft deck / Skylounge Sea Chest White perforated insulation panels in Engine Room Double Racor 75/1000 MA filters / Water Separator on main engines Glendinning Engine Control with Dual Fixed Stations & Remote w/2 plugs 100 amp Glendinning CM8 Cablemaster Systems 2 each 1/100' cord 32 KW 60HZ Single Phase Phasor Generators w/ gauges and sound shields x2 Water Drop Exhaust for Generators (2) Cruiseair A/C 159,000 BTU (1) 24,000 BTU Blower in Salon, (2) 24,000 BTU Blower in F/B, (1) 16,000 BTU Blower in Galley, (1) 16,000 BTU in Dining Area, (1) 7,000 BTU Blower in Aft crew, (2) 12,000 BTU Blower in Master, (1) 7,000 BTU Blower in Prt Guest, (1) 7,000 BTU Stbd Guest, (1) 10,000 BTU Blower in Fwd VIP Security Breaker switches for AC Power Naiad Stabilizer System Model 302 w/ 9 sq. ft. fins, Datum control Naiad HPS Stern Thruster 10HT 38HP w/Single Reservoir Tank Double stabilizer & bow thruster backup pump on back of prt & stb engine SST 38" x 16" Trim Tab with Dual Acting Pumps EIC5000 Trim Indicators and Accessories Tide marine drip less shaft logs Tide marine seal Dripless Rudders In-Line Recirculation Hot Water Pump Fuel capacity total 3000 gallons Dolphin Battery Charger - 80 AMP x 1, 30 AMP x 2 (3) 100 amp Sentry / Dolphin AC/DC light transformer 110/24V Watertight bulkheads in engine room Seafire Extinguishing System w/manual pull in Crew Reverso oil change system (Mains/Gens/Transmissions) Newmar Converter 50A 24V/12V Fill-rite #901-1.5 flow meter w/Oberdorfer fuel transfer pump Jabsco Emergency Crash Clutch Pump 18330-0000 w/4-pick up in ER Torrid 30 Gallon Hot Water Tanks x 2 Safety rails around twin engines Seafire Smoke Detection and Alarm System Headhunter Waste Treatment Center (2) Headhunter PR-1000 Pressure Regulators behind shore water connectors at fwd stbd bow & port wing of Swim Platform Delta-T Engine room ventilation system with fans and moisture eliminator (5) Kahlenberg Trumpet air horns w/compressors w/installation & GRP modification

Interior Equipment 6 Headhunter heads w/2 Mach 5 110 pumps & 24 Headhunter Vimar Light Switches w/18 Dimmers Custom soffit in Main Salon Custom Entry Door - French Style Glass panels in Master Granite shower wall and floors in master shower &

master floor Granite Shower Seat and marble floor in VIP Bathroom Granite and marble floor in Port Guest Bathroom Granite Shower Seat and marble floor in Stbd Guest Bathroom White tub with chrome Grohe tub faucet in Master Towel warmer in Master bath Urinal and flush meter x2 Marble night stand tops in Master (2) Custom pantry Tall B)1130 in Galley Digit Key Pad Safe in Master Stateroom & Crew (4) Kohler Caxton K2210-96 Bone sinks in VIP, Prt & Stbd Guest, Master, Crew Marble night stand tops in VIP Pullman berth in Port Guest Stateroom 2 Stidd Helm Chairs in Skylounge

Audio and Entertainment Equipment Pioneer PDP 4280 HD Plasma TV mounted in Skylounge Motivated Design 42" Pop Up Lift mounted in Skylounge Marantz SR50027 7.1 Home Theater mounted in Skylounge Pioneer PDP 4280 HD Plasma TV mounted in Main Salon Marantz SR5002 7.1 Home Theater mounted in Main Salon KVH HDTV Tri-Sat Receiver Kit mounted in Main Salon/Sky Lounge HD-Blue Ray Player mounted in Salon Niles SVL 4 volume Control to aft deck, dining area and bow MB Quart NKA speakers mounted at the bow and aft deck Sharp LCD 37" HD LCD Bottom Speakers mounted in Master KVH HDTV Tri-SAT Receiver Kit in Master HD-Blue-Ray Player mounted in Master Sharp LCD 20" LCD TV Slim- Black in Guest x 2, Capt., and Galley DirecTV DSS Receiver in Guest x 2, Capt. And Galley, VIP VD/CD Receiver in Guest x 2, Capt. And Galley Sharp LCD 26" LCD HDTV/LCD Bottom Speakers in VIP NAD L53 DVD/CD Receiver in VIP KVH Tracvision M7 W/Control Panel USA at Mast KVH HDTV Kit Trac TV4/G4/6/G6 & M5/M7 Tropica 5" KVH TV6/G6 Tower at Mast **Exterior Equipment:** 2" stainless steel oval hull banding w/wooden insert & extra 4" offset Auto/Manual Override Air Door for aft deck Fiberglass seat on bow w/teak top (8) Exterior waterproof lights on bow FRP Cabinet for Grill at Skylounge w/24" Electric-Chef Electric-Chef S/S Grill w/hood on boat deck FRP Box Ref/Ice Maker Combo at Aft deck Aft deck storage for Marquipt Ladder Aft deck bench seating Aft deck teak table Settee with S/S foot Rail on port side of Skylounge Removable "U" shape Hand rails on boat deck 100 AMP Shore Power Outlets, (1) port (1) stbd in wing lockers 15' Tender w/ 60hp Yamaha Sea Recovery 1400 GPD Watermaker Marquipt Sea Stairs Aritex watertight door with "HARGRAVE" backlit nameplate (2) (2) Maxwell Nilson Ster Capstan VC2200 (4) Teak Aft Deck chairs **Appliances** GE White Washer/Dryer in Foyer Avanti Black Fridge in lower Foyer U-Line 29R Black W/Sapelli Panel Fridge in Master Stateroom GE White Washer/Dryer in Crew Quarters GE Profile S/S Fridge in Galley GE Profile S/S Cooktop in Galley GE Profile S/S Microwave in Galley Fisher & Paykel Double Drawers Dish Washer in Galley Sub-Zero S/S Fridge Drawers in Galley Sub-Zero S/S Freezer Drawers without Ice Maker in Galley Franke PRX160 S/S Sink in Galley GE 3/4 HP Disposal in Galley U-Line Black w/Glass Wine Cooler in Salon Kitchen Aid Black w/Sapelli Panel Ice Maker in Salon Over standard to Sub-Zero UC-24RO White Fridge at Aft Deck U-Line Black w/Sapelli Panel Fridge in Skylounge Kitchen Aid Black w/Sapelli Panel Ice Maker in Skylounge Sub-Zero S/S Fridge on Boat Deck

Electronics Furuno FA 150 AIS System with Ant Ext 15M GPS mounted at hard top Nauticomp GLS 19" Daylight Screen Furuno 1954CBB NT 6' O.A. 12KW mounted Furuno ARP 11 Target Plotter installed in Processor Furuno 1934 CBB NT Radar/Plotter

Furuno BBWGPS Antenna Furuno GP 37 DGP5+WAAS Combination Nauticomp GLS 19" Daylight Screen 3 ICOM IC-M504 Black mounted at helm x 2 Raymarine ST 60 + Depth Display mounted at helm x 2 Simrad AP 28 W/AC42, RC42 - No Drive mounted at helm Simrad WR 2D WIFI Remote Control Nauticomp GLS 19" Daylight Screen 4, for Cam System Pelco Dome Cam Indoor Flush Ptz mounted in Engine Room x 2 Pelco Environmental In-Ceiling Camera mounted in wings facing aft x 2 Speco Color Dome Camera Auto Iris mounted inside facing doors x 2 Digimerge 16 Channel PTZ Net DVR Crestron Screen Selector Switch mounted in Salon and Capt x 2 Panasonic PH T-7731-B Speaker Phone system x 9 M-Tech 3GWifi mounted in the galley M-Tech AMP 190070 mounted in Skylounge Tropica 5" KVH TV6/G6 Tower 5" Danforth Compass Cmap Superwide + Furuno US East Coast and Bahamas x 2 Nobeltec Admiral 9.0 Nobeltec ZR08 Extra LG: Caribbean & East Coast US, Great Lakes RF Keyboard / Mouse Interlink VGA to NTSC Conv radar x 2, and nobeltec x 2 Channel Plus Modulator Quad







Исключения

При продаже яхты исключаются личные вещи владельца.

Отказ от ответственности


Компания предоставляет описание судна или яхты добросовестно, но не может гарантировать точность этой информации, а также не ручается за техническое состояние. Покупатель должен проинструктировать своих агентов или оценщиков исследовать представленную информацию более подробно, по собственному желанию. Продажа судна или яхты, изменение цены или снятие с продажи будет происходить без предварительного уведомления.

ФОТОГРАФИИ









КОНТАКТЫ

Андрей Шестаков (Andrey Shestakov) – ведущий яхтенный брокер отдела продаж яхт и судов компании Shestakov Yacht Sales Inc. Официальный представитель Shestakov Yacht Sales Inc. для русскоговорящих клиентов в центральном офисе компании в Майами/Форт Лодердейл/Флорида/США.

Контактная информация

Email: **andrey@shestakovyachtsales.com**

Web: **shestakovyachtsales.com**

Телефоны

Краснодарский край: **+7(918)465-66-44**

США, Майами, Флорида: **+1(954)274-4435**

Время работы

Понедельник – Суббота: **9:00 - 21:00 EDT**

Воскресенье: **Закрыто**

Адрес



Harbour Towne Marina, 850 NE 3rd St, STE 213, Dania, FL 33004