

LSXI — LAZZARA



Builder: LAZZARA

Year Built: 2009

Model: Motor Yacht

Price: PRICE ON APPLICATION

Location: United States

LOA: 75' 0" (22.86m)

Beam: 18' 2" (5.54m)

Max Draft: 3' 6" (1.07m)

Our experienced yacht broker, Andrey Shestakov, will help you choose and buy a yacht that best suits your needs **LSXI — LAZZARA** from **our catalogue**. Presently, at **Shestakov Yacht Sales Inc.**, we have a wide variety of yachts available on **our sale's list**. We also work in close contact with all the big **yacht manufacturers** from all over the world.

If you would like to buy a yacht **LSXI — LAZZARA** or would like help answering any questions concerning purchasing, selling or chartering a yacht, please call **+1(954)274-4435**

TABLE OF CONTENTS

TABLE OF CONTENTS	2
SPECIFICATIONS	3
Basic Information	3
Dimensions	3
Speed, Capacities and Weight	3
Accommodations	3
Hull and Deck Information	3
Engine Information	3
DETAILED INFORMATION	4
Vessel Information	4
Exclusions	16
Disclaimer	16
PHOTOS	17
CONTACTS	24
Contact details	24
Telephones	24
Office hours	24
Address	24

SPECIFICATIONS

Basic Information

Category: Motor Yacht

Model Year: 2009

Year Built: 2009

Country: United States

Dimensions

LOA: 75' 0" (22.86m)

Beam: 18' 2" (5.54m)

Max Draft: 3' 6" (1.07m)

Clearance: 17' 0" (5.18m)

Speed, Capacities and Weight

Displacement: 81000 Pounds

Water Capacity: 200 Gallons

Holding Tank: 100 Gallons

Fuel Capacity: 830 Gallons

Accommodations

Total Cabins: 4

Hull and Deck Information

Hull Material: Fiberglass

Engine Information

Engines: 4

Manufacturer: Volvo

Model: IPS 600

Engine Type: Inboard

Fuel Type: Diesel

DETAILED INFORMATION

Vessel Information

LSX I (a 2009 Lazzara LSX 75) is a perfect example of an exceptional yacht made even better with the addition of the latest technology (2015) and stunning Interior Refit (2015). A true one-of-a-kind with her light wood flooring throughout and stunning contemporary furniture make this yacht an unforgettable masterpiece. In addition to her beauty the latest technology has been added with the Humphree Stabilization system. This stabilization system greatly improves the stability and overall performance of the yacht. If you are looking for the one yacht that will set you apart from all the others, look no further than LSX I.

Refit & Upgrades (2015)

- All New Light Wood Floors Throughout
- New Carpet Throughout
- New Bedding Throughout
- New Soft Goods Throughout
- Recovered helm chair and co captain bench seat in “Bentley” styled diamond pattern
- Humphrees Stabilization System
- New Interior and Exterior Cushions
- Recovered Salon Seating
- New Guest Seats In Salon
- Pods 1, 2, 3 & 4 – Rebuilt and certified in 2015 & 2016
- Bottom Paint - Nov 2016
- Detailed & Waxed – Oct 2017

Key Features:

- Major Interior Refit 2015 (see list below)
- **Larger Hydraulic Swim Platform** - Capable Of Storing Jet Ski
- **Humphree Active Stabilization System** – one of only 3 LSX 75’s with this system
- Underwater Lights
- Brownies Hookah Diving Package
- Stern Garage Storage For Tender
- Aft Deck Docking Station
- ASEA Shore Power Convertor
- 4-Stateroom Layout Plus Crew
- On Deck Day Head
- Main Engines Under 1,300 hrs.

Main Deck

LSX I is unique right from the start of your walkthrough. At the swim platform is a tender garage, and outboard of it are windows looking down into the engine room. Through the windows are four Volvo Penta IPS engines prominently on display. **The custom swim platform on LSX I is larger than others and capable of storing a Jet Ski.**

The starboard stairs lead up to the aft deck from the swim platform. A big sunpad is on centerline with large teak table and seating for 8 forward of that.

Wide side decks lead forward, with a bulwark topped by a flawlessly fashioned teak and stainless steel railing leading forward. At the bow atop the foredeck is a second sunpad. The megayacht-class quality and scantlings of the ground tackle, cleats, chocks is impressive. These oversize, chrome-plated fittings hint at the construction quality found throughout the yacht. The teak decks everywhere topside are beautifully fitted and finished.

- Teak decks
- Crew access hatch
- Teak steps, starboard access hatch for engine room
- Storage, side panels – port
- Table, corian, in cockpit
- Speakers, overhead
- Overhead cockpit lights
- Courtesy lights
- Aft deck bar with stools
- Stainless steel gates
- Storage compartments
- Cockpit control station w/ Volvo joystick control, station transfer panels & start/stop panels
- Aft cockpit shower

Main Salon

The inviting main salon with its panoramic windows offer stunning vistas seldom seen by others. At every turn Lazzara's signature woodwork embraces you with a seductive,

dark finish. No express yacht would be complete without a retractable sunroof and LSX I does not disappoint. It quietly opens and closes with the push of a button. The ergonomically designed helm presents a commanding view of the horizon. It can be tailor fit to any captain with its programmable displays, superior layout and adjustable seats.

- Sole 42" LCD TV
- Bose Lifestyle 48 series III home theater system with surround sound
- Skybox satellite receiver
- Overhead lighting LED
- Nightlight (2 each, red)
- Lighting 120 low volt, halogen
- High gloss wood interior
- Storage cabinets
- Salon wood floors - new
- Sectional sofa - new custom covered
- 2 lounge chairs
- Pleated fabric shades
- Sunroof, retractable hydraulic
- Wet bar with refrigerator
- Bar storage, cabinet with bottle and glass racks
- Ottoman with storage inside
- Two rain gear lockers

Main Deck Day Head

One of the absolute best layouts is the incorporation of the main deck Day Head. Located in the port aft corner of the salon, it is the perfect location for easy day use!

- Custom vanity with marble countertop and undermount sink
- Wall mounted faucet
- Headhunter marine toilet

- Mirror
- Custom flooring
- Storage

Helm Station

The helm station, with its high helm and companion seats presenting a commanding view of the horizon all around, is open to the rest of the salon, as well as to the atrium below. The electronics panel swivels on demand to suit the driver's height and position, whether seated or standing. Standing up, the wheel and engine controls, including the IPS joystick, are at your fingertips, while you can also run the yacht while sitting on the comfortable, well-padded and nicely contoured adjustable helm seat. Gauges and switches are ergonomically laid out and easy to reach and see.

- Lazzara ISIS vessel monitoring system
- Three 15" LCD displays
- Fully instrumented helm console, including electronic engine controls
- 2 single custom D/C leather helm chairs, fully adjustable - NEWLY RE-COVERED

with custom Bentley-like stitching

- FLIR night vision
- KVH SAT 525 Trac Phone System
- CCTV System with dome camera in engine room and output to helm station
- One VHF Simrad RS-87 VHF Radio / Fog Horn / Hailer
- Telular cell phone GSM 850/1900 with 3db cell antenna
- GPS/plotter/radar/sounder
- Autopilot Simrad AP 26
- Compass displays Simrad IS15
- Volvo speed/depth/temp
- Vasari Marine Computer with Nobeltec Navigation Software Upgraded in 2012
- Nobeltec Radar
- Nobeltec Depth Sounder

- AIS

Galley / Dinette

The step-down galley is one of the most magnificent and innovative areas of the yacht. The tremendous windshield bathes the galley with daylight. The glass is both anti-glare and heat-reflective, so the climate of the vessel can be consistently maintained. It is 14 feet at the highest point from the galley floor which gives this space it's lofty feel. The galley has a cozy dining area, exquisite granite countertops and a full-featured kitchen complete with an array of stainless steel appliances.

- Custom Wood Floors - NEW
- Upgraded Air Conditioning
- Sole 23" LCD TV
- Miele microwave/convention oven
- Miele designer range hood
- Miele stainless steel appliances
- Refrigerator with icemaker
- Granite countertops
- Miele cooktop recessed four-burner
- Coffee maker, Krups
- Storage cabinets, upper and lower
- Settee with storage
- Custom galley dinette
- Glass serving area
- Lighting, indirect
- Wood plank floor
- White lacquer drawers
- Two barstools
- Stainless steel apron sink with single lever

Master Stateroom

The substantial master suite offers plenty of room to unwind after a full day of recreation. And you'll get a peaceful night's rest on the custom-made Lazzara King size bed. To the starboard is a built-in love seat, while on the port side is a desk or vanity table. LSX I has state-of-the-art soft close hinges on all the drawers throughout. With only a gentle push, the drawer closes itself!

To the port and aft is the lavish master bath gorgeous marble and beautiful woodwork luxuriously frame a 7 foot high shower with an infinity floor. There are his and her sinks, and even a TV behind the mirror.

- Walkaround Lazzara-size king bed with innerspring mattress
- 32" Sole LCD TV with DVD player
- Glass desk port side
- Ottoman desk chair
- 2 dressing bureaus port side with 6 drawers each
- Night stand, port and starboard, with wood tops and drawers/bureaus, port and starboard, with "soft close" drawers
- Upholstered loveseat starboard side
- Shades over panoramic windows
- Private access to head
- Carpet
- Majilite overhead panels w/foam backing
- Fabric wall coverings, removable panels
- 2 "Horizon" panoramic windows
- Window treatment
- Direct and indirect lighting
- Decorative sconces

En-Suite Head:

- Sharp LCD TV behind mirror
- Marble vanity top, with two undermount sinks
- Brushed nickel fixtures

- Walk-in closet with mirrored doors
- Clothing bureau with drawers
- Medicine cabinet with beveled mirror
- Infiniti edge marble flooring
- Marble enclosed full size shower with seamless glass enclosure
- Headhunter marine toilet
- Towel bars, tissue holders, wall-mounted soap dishes and tumbler holders
- Shower panel system with multiple body sprays
- Built-in magazine rack
- Exhaust fan
- Recessed halogen down lights
- Linen closet
- Overhead low voltage AC lighting
- Pull out clothes hamper

Forward VIP Stateroom

Forward of the galley is a generous VIP stateroom. It has a full size bed with leather padded headboard, en suite head with shower and a personal entertainment system.

- Lazzara queen bed with innerspring mattress
- Toshiba 15" LCD with DVD player
- Hanging locker
- Chain locker bulkhead with access
- Storage, cabinet with drawers and shelves
- Reading lights
- Lighting low voltage AC halogen
- Deck hatch/screen/blackout
- Carpet

- Storage under bed
- Chrome and brushed nickel fixtures

En-Suite Head:

- Infiniti edge marble flooring
- Lighting low voltage AC halogen
- Power ventilation fan
- Shower panel system with multiple body sprays
- Shower with seamless glass enclosure
- Headhunter marine toilet
- Storage, medicine cabinet
- Vanity with marble countertop and back splash
- Wall mounted soap dish, tumbler and tissue holder

Port and Starboard VIP Staterooms

Aft of the galley, the port and starboard Guest Staterooms are accessed through the guest companion A central hallway with smart glass windows flows aft to the master suite. This unique feature literally allows you to look right through the middle of the yacht. With the push of a button the window is electronically frosted for privacy. To either side of the hall is a welcoming VIP Stateroom. The port and starboard VIP staterooms each have large beds, cedar-lined closet and their own en-suite heads with full size showers.

- Toshiba 15" LCD With DVD player
- Lazzara double-size bed with innerspring mattress
- Glass window on inboard cabin wall
- Headboard
- Hanging locker with full-length mirrored door
- Nightstand with drawers
- Storage drawers under bed
- Carpet

-
- Majilite overhead panels with foam backing
 - Blinds over window
 - “Horizon” panoramic windows
 - Direct and indirect lighting

En-Suite Head:

- Headhunter marine toilet
- Power vent fan
- Glass towel shelf with rails
- Storage, medicine cabinet w/frosted glass front
- Custom vanity with marble countertop and undermount sink
- Infiniti edge marble flooring
- Chrome and brushed nickel fixtures
- Marble shower with seamless glass enclosure
- Wall mounted soap dish, tumbler and tissue holder

Crew Quarters

- Toshiba 15" LCD TV with DVD
- Access to engine room
- Access to main deck
- Bunk, lower with storage below
- Bunk, upper
- Flooring, carpet
- Lighting, low voltage AC halogen
- Storage, drawers

En-Suite Head:

- Headhunter marine toilet
- Stall shower

- Sink with cabinets

Laundry

Conveniently located in the very spacious Galley between all the cabins is the hidden over/under washer and dryer.

- Miele stacked washer/dryer
- Linen Closet

Swim Platform

- Hydraulically operated garage door
- Garage to store tender
- Fresh water inlet
- Cable TV/phone connection
- Retractable cleats for tender
- Shore power cord outlet
- Engine room windows with standard glass
- Engine Room & Crew Access

Bow & Deck Equipment

- Blue exterior led deck lights
- Bow sun pad with speakers
- Upgraded stainless steel 50 Kg anchor
- Upgraded 10 mm anchor chain w/ storage in forepeak locker
- Anchor Chute, stainless steel
- Anchor washdown spigot with hose
- Maxwell Windlass, chain w/ controls
- Air Horn
- Windshield wiper system 24 vdc /pantograph type with washer system
- Lazzara custom 16" bow, spring and stern cleats, 316L stainless steel

- Burgee staff, custom stainless steel
- Forward hatch to bow cabin
- Acrylic panel with stainless steel LSX logo, fiber optic edge lit
- Lazzara Logo
- Bulwark boarding doors port and starboard
- Teak aft deck and swim platform deck
- Windshield screen
- Lines and fenders
- 4 recessed hull windows
- 2 “Horizon” panoramic windows
- Main deck windows are tinted glass, laminated and chemically strengthened
- Helm windshield are high “Thermal E” glass, laminated and chemically strengthened
- Stainless steel (316L) round hand rails on all exterior decks
- Boarding ladder with handrail
- Solid PVC rubrail with stainless steel insert
- Swim ladder
- Bulwark doors port and starboard
- Foredeck locker for line and fender storage

Engine Room

LSX I is powered by four Volvo Penta D6 diesel engines each with its own IPS 600 drive unit. This power plant is inherently free of the noise, vibration, and smokey exhaust normally associated with conventional shaft-driven yachts. With top speeds that can exceed 30 knots and a cruising speed of 27 knots you can be confident that you will arrive at your destinations quickly. Not only that but with the IPS system making it 40% more fuel efficient than any other yacht in her class your operating costs will be significantly less.

- 4 435hp Volvo IPS 600 - 1,264 Appx. Hours (as of Oct 2017)
- 230V/50 cycle 27.5 kw Kohler diesel with sound shield - 2850 Appx. Hours (as of Oct 2017)

-
- Watermaker - Sea Recovery 450 Gallons Per Day
 - Underwater lighting
 - Six zone 92,000 BTU air conditioning system with air handlers and thermostats for each zone; touch pad controls
 - 24 VDC automatic bilge pumps (1 aft, 1 forward, 1 engine room)
 - 24 VDC high-water alarm (1 aft, 1 forward, 1 engine room)
 - Two emergency bilge pumps, engine driven
 - 100 US gallon black water storage tank
 - Headhunter toilets
 - Volvo electronic steering
 - Nibral duo-prop
 - Underwater exhaust, through drive units
 - Fire suppression system - automatic with engine shutdown, override and manual pull
 - 200 US gallon potable water tank: FDA approved
 - Aft deck shower - hot and cold
 - Headhunter MARC 5 240V fresh water pump
 - Water filtration system
 - Water heater, 240V (30 gallon)
 - Dockside water inlet-aft deck
 - Lazzara engineered "Ultra Sound" engine room system
 - Interior "Isolation Dampening" System
 - Thermo barrier foil
 - Emergency 24 volt DC lighting in lower hallway
 - Glendinning cabledmaster @ 100 Amp/240V60 cycle w/75' cord and wireless remote
 - Isolation transformer, 240V/24 KVA/1 - Amp
 - Two battery chargers (40 Amp Charles Chargers)

- Bonding System with large zinc hull plates
- IPS Grounding System with separate drive and hull zincs
- ASea power converter for 50 and 60 Hz Shore power
- Batteries - AGM Group 31
- 2 GPL 3100T for generator
- 8 GPL 3100T/M for engines
- 2 GPL 40 L for house
- Main Selector AC Panel 240v
- Main Distribution Panel AC/DC






Exclusions

Owner's personal belongings.

Disclaimer

The Company offers the details of this vessel or yacht in good faith but cannot guarantee or warrant the accuracy of this information nor warrant the condition of the vessel. A buyer should instruct his representatives, agents, or his surveyors, to investigate such details as the buyer desires validated. This vessel or yacht is offered subject to prior sale, price change, or withdrawal without notice.

PHOTOS















CONTACTS

Andrey Shestakov, leading yacht broker of the sales department of Shestakov Yacht Sales Inc. Shestakov Yacht Sales Inc., the official representative of the Miami/Fort Lauderdale FL headquarters.

Contact details

Email: **andrey@shestakovyachtsales.com**

Web: shestakovyachtsales.com/en/

Telephones

USA: **+1(954)274-4435**

Office hours

Monday – Saturday: **9:00 - 21:00** EDT

Sunday: **closed**

Address



Harbour Towne Marina, 850 NE 3rd St, STE 213, Dania, FL 33004