

MOBY DICK — INTREPID



Builder: INTREPID

Year Built: 2015

Model: Center Console

Price: PRICE ON APPLICATION

Location: United States

LOA: 47' 6" (14.48m)

Beam: 13' 8" (4.17m)

Max Draft: 2' 6" (0.76m)

Cruise Speed: 28 Kts. (32 MPH)

Max Speed: 54 Kts. (62 MPH)

Our experienced yacht broker, Andrey Shestakov, will help you choose and buy a yacht that best suits your needs **Moby Dick — INTREPID** from our catalogue. Presently, at Shestakov Yacht Sales Inc., we have a wide variety of yachts available on our sale's list. We also work in close contact with all the big yacht manufacturers from all over the world.

If you would like to buy a yacht **Moby Dick — INTREPID** or would like help answering any questions concerning purchasing, selling or chartering a yacht, please call **+1(954)274-4435**

TABLE OF CONTENTS

TABLE OF CONTENTS	2
SPECIFICATIONS	3
Overview	3
Basic Information	3
Dimensions	3
Speed, Capacities and Weight	4
Accommodations	4
Hull and Deck Information	4
Engine Information	4
DETAILED INFORMATION	5
OVERVIEW	5
Cockpit	5
Helm	6
Electronics	6
T-Top/ Tuna Tower	7
Cabin	7
Bow	7
Exclusions	8
Disclaimer	8
PHOTOS	9
CONTACTS	20
Contact details	20
Telephones	20
Office hours	20
Address	20

SPECIFICATIONS

Overview

AVAILABLE TO BE SEEN IN PERSON AT THE FT. LAUDERDALE BOAT SHOW. LAS OLAS DOCKS, BLUE ZONE GH 706-709

Moby Dick was not only named for Herman Melville's literary masterpiece, she was also modeled after the novel's notoriously hard-to-catch white whale. How so? Well, her pedigree of offshore experience, combined with quad Yamaha F350's, allows Moby Dick to reach speeds up to 54kts - making her, like her mammalian inspiration, almost impossible to catch.

Notable Features Include:

- **Quad Yamaha F350's (295hrs)**
- **Gyro SeaKeeper 9 Stabilization**
- **Brownies Dive Compressor**
- **Huge Cockpit with Stadium Seating and a removable aft bench seat**
- **Large Bow Sunpad**
- **Sizeable Cabin with Full Head, Shower, Galley, Dinette and Large V-berth**
- **Upgraded 7.5kW Fischer Panda Generator**
-

Basic Information

Category: Center Console

Sub Category: Walk-around

Model Year: 2015

Year Built: 2015

Country: United States

Vessel Top: Full / Tuna Tower

Cockpit: Yes

Dimensions

LOA: 47' 6" (14.48m)

Beam: 13' 8" (4.17m)

Max Draft: 2' 6" (0.76m)

Clearance: 17' 0" (5.18m)

Speed, Capacities and Weight

Cruise Speed: 28 Kts. (32 MPH)

Cruise Speed RPM: 3500 Kts.

Cruise Speed Range: 363

Max Speed: 54 Kts. (62 MPH)

Max Speed RPM: 6200 Kts.

Displacement: 28000 Pounds

Water Capacity: 130 Gallons

Fuel Capacity: 550 Gallons

Accommodations

Total Cabins: 1

Total Berths: 1

Sleeps: 2

Total Heads: 1

Hull and Deck Information

Hull Material: Fiberglass

Hull Configuration: Planing

Engine Information

Engines: 4

Manufacturer: Yamaha

Model: F350

Engine Type: Outboard

Fuel Type: Gas/Petrol

DETAILED INFORMATION

OVERVIEW

Moby Dick is a wave-crushing offshore battlewagon that handles both fishing and cruising with luxury and style. Powered with quad Yamaha F350's, generating a total of 1400HP, she will reach speeds of up to 60 mph. The Panacea's signature stepped hull is designed to maximize fuel efficiency and stability while giving you a smooth, dry ride.

The amenities on Moby Dick are endless and rare - starting with the expansive cockpit that is well-suited for tournament fishing yet more than luxurious enough for cruising the waterways. The cockpit features a removable aft bench seat that comfortably seats six adults; forward facing, stadium-style seating for 3; aft facing with built-in aquarium live well; fish boxes; and an abundance of storage. Beneath the deck in the cockpit is where this boat stands alone against her competition, with a SeaKeeper 9 Gyro Stabilization for those rough days offshore and a Brownie's Dive Compressor - a terrific asset for advanced divers and novices alike.

At the helm, you will find state-of-the-art electronics to keep you in command on the longest of journeys but also provide some serious functionality while entertaining on anchor. The comfortable helm seats have fold-down armrests, footrests, LED lighting throughout, and on either side of the console seating, you have built-in refrigeration.

Below deck, you have a roomy well-appointed cabin. There is a queen V-Berth bed forward that electrically actuates to a dining table. Corian countertops throughout, dimmer switches on all lights, ample storage, spacious head, and shower. The galley offers refrigeration, sink, and microwave.

The versatile bow area has an oversized sun pad and a wraparound forward seating creating a VIP lounge that converts to an alfresco dining area.

Cockpit

- Removable 6 passenger bench seat
- Hull-side Swing in dive door with fold out ladder
- Rear facing, 3 passengers, stadium-style seating with aquarium live well beneath.
- 16 Mate series Rod/ Cup Holders flush mounted in gunwales
- LED Lighting throughout
- Self-bailing cockpit
- Fish boxes with macerator pump
- Ample in deck storage
- Rod Racks Under Gunwales
- Fresh/Salt Water Washdown
- Electric Reel Plugs

- Built-in 15gallon trash can
- 30amp shore power cord connection with 50' cord
- Below deck: Upgraded 7.5 kW Diesel Generator with Separate 25 Gallon Fuel Tank (380hrs)
- Below deck: Gyro SeaKeeper 9 Stabilizer
- Below deck: Brownie's Dive Compressor with 3rd lung capability

Helm

- 3 passenger bench seat with recessed cup holders, built-in storage beneath, footrests and armrests.
- Built-in Isotherm refrigeration on either side of helm seating
- Storage locker above helm station on the underside of T-Top
- 110 outlets
- Glove box storage
- Main Battery panel
- 4x Cupholders at helm

Electronics

- Gyro SeaKeeper 9 Controls
- 3X Garmin 8215 15" Displays with Sat TV capability at helm
- Simrad AP28 autopilot
- GSD26 Chirp Sounder with 1kW Transducers
- GXM52 Satellite Weather
- Garmin GMR604XHD Radar w/ 4' Array
- GMI 20 Instrument with Smart Sensor Depth and Temp
- Garmin Wifi Adaptor
- Icom Commandmic VHF HM-195B
- ACR
- FLIR M324XP Nightvision Camera
- Bennett Digital Trim Tab Indicators with Auto Retract
- Vetus Bow Thruster Control
- Ritchie Compass
- Kahlenberg Air Horn system
- Latham Power Steering
- GOST Nav-Tracker
- Fusion AV700i Am/FM/CD/DVD Player
- 2X JL audio MHD600/4 Amplifiers
- 3 Pairs of JL 8" Speakers M880
- 1 Pair of JL M770's in Cabin

T-Top/ Tuna Tower

- Fiberglass Hard Top w/ Powder-Coated Aluminum Ladder on either side
- Intellian; Satelite TV Dome
- Garmin HD Radar with 4' Array
- 6x Rod Holders Aft of Top
- 6x Rod Holders on Tuna Tower
- Taco Grand Slam Adjustable outrigger system
- 18' Taco Telescoping outrigger poles
- 2x LED Spreader Lights
- Kahlenberg Air Horn system
- LED Light on Tuna Tower
- Simrad AP24 Autopilot
- Garmin GPSMAP 8208
- USB Input for Fusion
- ACR remote control searchlight with controls RCL-1000
- Vetus Bow thruster control

Cabin

- Maple High glossed veneered cabinetry
- Teak and Maple floors
- Electric hot water heater
- FrankinChef Microwave
- Isotherm Refrigerator
- Corian Countertops
- Dometic; 16,000 BTU 2 Zone Air conditioning system
- V-berth; Electrically actuated high/lo table converting berth to dining area
- Private head with Raritan electric toilet, stand-alone shower, and medicine cabinet
- Cabin lights with dimmer switches
- 32" SHARP Flat Screen TV with Sat TV capability
- Fusion MS-AV700i control
- Icom VHF IC-M506
- 110v GFI outlets
- Fireboy carbon monoxide detector

Bow

- Large Sunpad above cabin
- Wrap around lounge area; manual pedestal converts lounge to dining area
- Recessed Hand Rail
- 6x recessed cup holders

-
- Windlass with 20' of chain and 300' of line; Polished Stainless Steel Claw Anchor
 - Freshwater Washdown in Windlass Compartment
 - Stainless Bow Plate with Anchor Chute and Tow-eye.

Exclusions


Owner's personal belongings.

Disclaimer

The Company offers the details of this vessel or yacht in good faith but cannot guarantee or warrant the accuracy of this information nor warrant the condition of the vessel. A buyer should instruct his representatives, agents, or his surveyors, to investigate such details as the buyer desires validated. This vessel or yacht is offered subject to prior sale, price change, or withdrawal without notice.

PHOTOS

























CONTACTS

Andrey Shestakov, leading yacht broker of the sales department of Shestakov Yacht Sales Inc. Shestakov Yacht Sales Inc., the official representative of the Miami/Fort Lauderdale FL headquarters.

Contact details

Email: **andrey@shestakovyachtsales.com**

Web: shestakovyachtsales.com/en/

Telephones

USA: +1(954)274-4435

Office hours

Monday – Saturday: **9:00 - 21:00** EDT

Sunday: **closed**

Address



Harbour Towne Marina, 850 NE 3rd St,
STE 213, Dania, FL 33004