

OUR TRADE — MARQUIS



Builder: MARQUIS

Year Built: 2011

Model: Cruiser

Price: PRICE ON APPLICATION

Location: United States

LOA: 50' 0" (15.24m)

Beam: 15' 6" (4.72m)

Cruise Speed: 22.593382292 Kts. (26 MPH)

Max Speed: 34.75904968 Kts. (40 MPH)

Our experienced yacht broker, Andrey Shestakov, will help you choose and buy a yacht that best suits your needs **OUR TRADE — MARQUIS** from **our catalogue**. Presently, at **Shestakov Yacht Sales Inc.**, we have a wide variety of yachts available on **our sale's list**. We also work in close contact with all the big **yacht manufacturers** from all over the world.

If you would like to buy a yacht **OUR TRADE — MARQUIS** or would like help answering any questions concerning purchasing, selling or chartering a yacht, please call **+1(954)274-4435**

TABLE OF CONTENTS

TABLE OF CONTENTS	2
SPECIFICATIONS	4
Overview	4
Basic Information	4
Dimensions	4
Speed, Capacities and Weight	4
Accommodations	4
Hull and Deck Information	5
Engine Information	5
DETAILED INFORMATION	6
Overview	6
Salon	6
Galley	7
Master Stateroom	7
Master Head	8
VIP Stateroom	8
Guest Stateroom	9
Guest Head	9
Electrical	10
Electronics	10
Electrical System	10
Mechanical	11
Engine Room	11
Water & Holding Systems	11
Decks	12
Cockpit & Swim Platform	12
Safety & Navigation	13
Exclusions	14

Exclusions	14
Disclaimer	14
PHOTOS	15
Marquis 500 Sport Coupe Salon	15
Marquis 500 Sport Coupe Galley	15
Marquis 500 Sport Coupe Salon Seating	15
Marquis 500 Sport Coupe Dinette	15
Marquis 500 Sport Coupe Wetbar	15
Marquis 500 Sport Coupe Helm	15
Marquis 500 Sport Coupe Master Stateroom	16
Marquis 500 Sport Coupe VIP Stateroom	16
Marquis 500 Sport Coupe Guest Stateroom	16
Marquis 500 Sport Coupe Master Head	16
Marquis 500 Sport Coupe Master Head	16
Marquis 500 Sport Coupe Engine Room	16
Marquis 500 Sport Coupe Engine Room	17
Marquis 500 Sport Coupe Engine Room	17
Marquis 500 Sport Coupe Engine Room	17
Marquis 500 Sport Coupe Transom Profile	17
Marquis 500 Sport Coupe Starboard Transom Profile	17
Marquis 500 Sport Coupe Starboard Bow Profile	17
Marquis 500 Sport Coupe Marquis Layout	18
CONTACTS	19
Contact details	19
Telephones	19
Office hours	19
Address	19

SPECIFICATIONS

Overview

This low hour, captained maintained, 500 Sport Coupe is one of a kind. She is powered by triple 600 IPS Volvo Penta's which puts her at a comfortable 26 knot cruise. The upgrades include brand new Garmin 7612 electronics, upgraded fusion stereo, and cockpit LED lights. The boat has been kept in a covered slip protected from the elements and has been meticulously taken care of since delivery.

Basic Information

Category: Cruiser

Sub Category: Coupe

Model Year: 2011

Year Built: 2011

Country: United States

Coast Guard #: 1236989

Dimensions

LOA: 50' 0" (15.24m)

Beam: 15' 6" (4.72m)

Speed, Capacities and Weight

Cruise Speed: 22.593382292 Kts. (26 MPH)

Max Speed: 34.75904968 Kts. (40 MPH)

Displacement: 40000 Pounds

Water Capacity: 160 Gallons

Holding Tank: 90 Gallons

Fuel Capacity: 506 Gallons

Accommodations

Total Cabins: 3

Hull and Deck Information

Hull Material: Fiberglass

Engine Information

Manufacturer: Volvo Penta

Model: D6-435D

Engine Type: Inboard

Fuel Type: Diesel

DETAILED INFORMATION

Overview

The 500 Sport Coupe is the creation of yacht-design studio Nuvolari-Lenard of Venice, Italy. Her bold lines, mega yacht style interior and impressive triple-IPS power offer something truly different from most domestic motoryachts her size. Built on a semi-V hull with a solid fiberglass bottom and moderate beam, perhaps the most innovative feature of the 500 SC is what Marquis calls a “sliding transom,” that glides aft with a push of a button to create additional cockpit space. The well appointed interior features dark Zebrano wood, black counters, and cherry flooring throughout. Below, the three-stateroom, two head layout includes a forward master suite with en suite head, VIP queen to port, and twin single berths in the second guest cabin. Note that the galley, salon, cockpit, and swim platform are all on the same level, a feature quickly appreciated when the aft salon doors are opened to unite the areas. The hydraulic swim platform makes lowering the tender in and out of the water an easy task.

Salon

- AC & DC distribution panel cabinets
- Air conditioning controls (2)
- Designer décor: consisting of premium wall coverings & fabrics
- Designer chairs (2)
- Duette shades on lower salon windows: décor matched
- Electrical outlets
- Entertainment group: 32"LCD TV with lift, upgraded fusion stereo, DVD/CD player, Sirius® satellite radio system built to durable marine-grade standards & Apple iPod® dock
- Entrance door: hinged starboard panel & bi-fold port panel, provides for maximized opening, painted aluminum frame, handle lock & deadbolt
- Fixed tempered safety glass windows
- Flooring: dark Brazilian Cherry
- Lights, overhead: with electronic dimmer control, LED
- Lights, rope: rope lighting, forward perimeter behind wood trim
- Lights, sconce (2)
- Lounge: color coordinated with storage under cushions
- Rocker light switches
- Soffit: wood, high gloss jewel-like finish, around perimeter of ceiling
- Stereo speakers: (4) Sonance®

Galley

- Countertop: solid surface
- Designer décor: consisting of premium wall coverings & fabrics
- Electrical outlet (1)
- Flooring: dark Brazillian Cherry
- Lights, overhead, recessed
- Liquor cabinet: glass shelves; built-in storage for liquor bottles & glassware, blue accent lighting
- Microwave: convection oven/grill, built-in, stainless steel finish, Tappan
- Pantry cabinets: forward & aft bulkhead
- Range: electric, 2-burner, Ceran top with exhaust fan
- Refrigerator/freezer: drawer style
- Rocker light switches
- Sink: stainless steel, undermounted with designer faucet
- Storage cabinet: painted front with the look of stainless steel
- Storage drawers: (5) self-closing drawer slides
- Trash receptacle: built-in with slide out hinges

Master Stateroom

- Air conditioning control
- Berth: queen, pillow top innerspring mattress, island with storage beneath, gas-assisted hinges wood headboard & padded bolster
- Custom bed sheets and mattress toppers
- Carpet: advanced stain protection
- Deck portlights: port & starboard with décor matched sliding shades
- Designer décor: consisting of premium wall coverings & fabrics
- Electrical outlets (2)
- Entrance door: from companionway; secures open & closed
- Hanging lockers: port & starboard, full cabin height, designer stainlesssteel handle, automatic light
- Hull portlights: (4) round 10" (25 cm), fixed, non-opening
- Lights overhead, recessed: LED, with electronic dimmer control
- Lights, rope accent: rope accent lighting above deck window curtains
- Lights, reading: (2)
- Overhead hatch: lockable
- Rocker light switches
- Storage drawers: (2) under berth, designer stainless steel handles
- Storage shelves: hull side
- Window treatments: pleated curtains, decor matched

Master Head

- Electrical outlet
- Entrance door: from Master Stateroom secures closed, integral doorstop, decor matched hardware
- Exhaust fan
- Flooring: marble
- Hull portlight: (1) round, frosted glass with screen
- Lights: LED, overhead, recessed
- Medicine cabinet: mirrored doors
- Rocker light switches
- Skylight
- Storage cabinet over toilet with mirrored doors
- Toilet: VacuFlush®, pedestal with run/sleep switch
- Toilet paper holder: wall-mounted
- Towel bars
- Vanity cabinet: countertop with vessel sink & drawers
- Shower Stall
- Light
- Nonskid sole
- Shower door: tempered glass, frameless, secures closed
- Shower head: overhead Kohler®
- Shower light: LED, overhead

VIP Stateroom

- Berth: queen, pillow top innerspring mattress, with storage beneath
- Custom bed sheets and mattress toppers
- Carpet
- Designer décor: consisting of premium wall coverings & fabrics
- Electrical outlets (2)
- Entrance door: from companionway; secures open & closed
- Fixed hull window
- Hanging locker: with 3 drawers underneath
- Hanging locker with mirrored doors: with drawer storage
- Hull portlight: (1) 10" opening round with screen
- Light, over berth head: LED, directable for reading
- Lights, overhead, recessed: LED

- Nightstand: with drawer storage
- Rocker light switches
- Seat with cushion
- Skylight
- Window treatments: pleated curtains

Guest Stateroom

- Berth: (2) twin, pillow top innerspring mattress, padded bolster
- Custom bed sheets and mattress toppers
- Carpet: advanced stain protection
- Designer décor: consisting of premium wall coverings & fabrics
- Electrical outlets (2)
- Entrance door: from companionway; secures open & closed
- Fixed hull window: 10" opening round with screen
- Hanging locker: with 3 drawers underneath, automatic light
- Light, direct-able: LED, over berth head, direct-able for reading
- Lights, overhead, recessed: (6) LED
- Nightstand: with storage
- Rocker light switches
- Skylight
- Window treatments: pleated curtains, décor matched

Guest Head

- Electrical outlet
- Entrance doors: secures closed, integral doorstop
- Exhaust fan
- Flooring: marble
- Hull portlight: (1) round, frosted glass with screen
- Lights, overhead, recessed: LED
- Medicine cabinet: mirrored door
- Rocker light switches
- Skylight
- Storage cabinet with mirrored doors
- Toilet: VacuFlush®, pedestal with run/sleep switch
- Toilet paper holder: wall-mounted
- Towel bars
- Vanity cabinet: countertop with vessel sink & drawers

- Shower Stall
- Light
- Nonskid sole
- Shower door: tempered glass, secures closed
- Shower head: overhead Kohler®
- Shower light: LED, overhead, recessed
- Shower seat: fiberglass

Electrical

- AC/DC distribution panels with magnetic circuit breakers & integral generator & bilge blower controls; AC voltmeter AC amp meter, DC voltmeter & DC amp meter
- Batteries, engine: (3) 31 series starting batteries, Deka Marine®, cold cranking rating of 950 amps, reserve capacity of 205 minutes at 23 amp draw, 100 amp/hour rating [(3) engine]
- Batteries, generator/ship service: (3) dedicated 31 series, Deka Marine®, deep cycle, (12V), cold cranking rating of 950 amps, reserve capacity of 225 minutes at 23 amp draw, 105 amp/hour rating [(1)generator, (2) ship service]
- Battery chargers: (1) 20 amp charger for the engine batteries; (1) 60amp charger for ship service batteries & generator
- Battery switches, on/off: (3) engine, (1) ship service, (1) generator
- Dockside inlet: CATV with 50' (15.2 m) white cord
- Wiring system: tinned copper strand wire, harnessed

Electronics

- Garmin (2) 7612 Multifunction displays
- Hybrid Touch Chart Plotter, Radar, Auto Pilot, VHF Radio
- 7" Color Engine Display
- Joystick Docking System

Electrical System

- Kohler 23.0kW Generator
- 2-50 Amp Shore Power Cords
- Battery Charger (1) 20 Amp & (1) 60 Amp

- Air Conditioner - Tropical - 54,000 BTU
- Windlass - 44lbs Davis Anchor with 150' Chain

Mechanical

- Air conditioning: Tropical 54,000 BTU. Made for extreme temperatures; with reverse cycle heat
- Electric fly by wire steering: Volvo® IPS engines
- Exhaust muffler: generator
- Fresh water cooling: engines
- Fuel tanks: welded, baffled 5052 aluminum
- Internal Seawater Strainers
- Trim tabs: Lectrotab®, 4 stainless steel flat planes

Engine Room

- Access ladder
- Bilges: coated with white, low-VOC gelcoat for enhanced appearance & ease of maintenance
- Blower: forced air ventilation
- Catwalk: diamond plate aluminum
- Fire suppression system: automatic/manual FE241 (FM200 in European Community) with automatic engine/generator shut down
- Structural bulkheads: solid, laminated to hull sides & stringers
- Insulation: acoustical & thermal, integrated into the laminate
- Lights, overhead, fluorescent: controls in cockpit

Water & Holding Systems

- Fresh water storage tanks: polyethylene
- Fresh water tank level monitor
- Grey water sump pump: automatic/manual operation for all grey water drainage below waterline
- Fresh water system: SHURflo®, variable speed drive pump sensor, SmartSensor®, 4.5 gallons/minute (17 liters/minute) flow rate, high flow filter
- Shore water connection with pressure-reduction valve

- Water system: SHURflo®, state of the art plumbing technology
- Transom hand shower: fresh water, hot & cold
- Waste holding tank: with filtered vent & dockside pump out
- Waste tank level monitor
- Water & waste lines: constructed of molecularly cross-linked polyethylene
- Water heater: 11 gallons (42 liters)

Decks

- Anchor roller: over-the stem, stainless steel channel with nylon rollers
- Bow chafe plate: stainless steel
- Bow rail: 1 1/4" O.D., lineal-buffed, welded stainless steel, with additional 1/2" intermediate rail amidships & forward
- Bow rail stanchions: 1" stainless steel, anchored to aluminum backing plates laminated into deck
- Cleats: 12" stainless steel: anchor (1), bow (2): stern (2), spring(4): bolted through a structural aluminum backing plate
- Deck portlights: (2) port & starboard on foredeck, tinted plexi glass
- Molded deck toe rail, forward
- Grab rail: 1" stainless steel, over cabin windows, running length of cabin & above windshields
- Rub rail molding: heavy-duty, 2" 316L stainless steel insert
- Windshield weather covers: black mesh

Cockpit & Swim Platform

- Boarding ladder: 3 steps, telescoping with grab rail, concealed in hydraulic swim platform w/underwater lights
- Bridge companionway: integral, molded fiberglass, starboard side, 1.25" stainless steel hand rail, with recessed LED courtesy illumination
- Extending cockpit: 71 ft² with transom lounge in forward position; extends to 79 ft². when lounge slides aft
- Grab rails: stainless steel, by side deck stairways & on top of transom
- Hatch: engine room access, guttered, watertight, locking stainless steel latch, gas-assist, ladder to machinery compartment, sized to permit equipment removal
- Courtesy, recessed, lights: with exterior-mounted switch, blue LED
- Overhead, recessed, lights: with exterior-mounted switch, polished chrome, blue LED
- Side deck stairways: (2) integral to deck
- Stereo speakers: (2) with amplifier with volume control and on/off switch

- Storage lockers, at swim platform: port & starboard
- Storage locker, starboard aft of salon door: under bridge companionway, fiberglass door and interior closeout, contains main accessory battery switch; accommodates for CE specified life raft
- Storage locker, aft, port and starboard corner: fiberglass door and interior closeout
- Swim platform: 36 ft², integral to hull & deck
- Transom gate: port & starboard side, stainless steel & etched plexi-glass, secures closed, stainless steel hardware
- Transom lounge: slides aft 14"
- Wet bar: port side, standard with sink, bottle storage and storage cabinet below; polished stainless steel covers for sink and optional grill

Safety & Navigation

- Seacocks: 65-5-5-5 marine grade bronze for all underwater thru-hulls
- Active corrosion protection for Volvo IPS: replaces traditional zincanodes, triple redundant protection, integrates with EVC displays; monitors & adjusts potential voltage in surrounding water to an acceptable level
- Automatic engine synchronization
- Battery master disconnect switches
- Battery restraint brackets & boxes
- Bilge alarm: high water
- Bilge blowers (12V)
- Bilge pumps: (4), (2) 2000 gallons/hour each, auto/manual operation, (2) 1100 gallons/hour each, automatic operation
- CO detectors in salon & staterooms
- Compass, Ritchie® illuminated, flush-mount 4 1/2"
- Engine alarms: temperature & oil pressure
- Horn: International, 123 dba (12V), mounted on arch
- Internal bonding system with 8 gauge size wire, ABYC compliant
- Isolation transformers on the internal shore power lines with ELCIIInlet Breakers 60 Hz
- Windlass package: 44 lb. Davis® anchor & 150' of 5/16" chain
- Molded nonskid surfaces on all walk decks: diamond pattern
- Navigation lights: USCG/COL REG approved, mounted on arch
- Spotlight: electronically controlled, Golight® Stryker™
- Fuel filters: Racor®, engines & generator

Exclusions

- *Sea Doo personal water craft not included in the sale of Marquis*

Exclusions


Owner's personal belongings.

Disclaimer

The Company offers the details of this vessel or yacht in good faith but cannot guarantee or warrant the accuracy of this information nor warrant the condition of the vessel. A buyer should instruct his representatives, agents, or his surveyors, to investigate such details as the buyer desires validated. This vessel or yacht is offered subject to prior sale, price change, or withdrawal without notice.

PHOTOS


Marquis 500 Sport Coupe Salon



Marquis 500 Sport Coupe Galley




Marquis 500 Sport Coupe Dinette




Marquis 500 Sport Coupe Salon Seating




Marquis 500 Sport Coupe Wetbar



Marquis 500 Sport Coupe Helm




**Marquis 500 Sport Coupe Master
Stateroom**



**Marquis 500 Sport Coupe VIP
Stateroom**




**Marquis 500 Sport Coupe Guest
Stateroom**



**Marquis 500 Sport Coupe Master
Head**




**Marquis 500 Sport Coupe Master
Head**




**Marquis 500 Sport Coupe Engine
Room**




Marquis 500 Sport Coupe Engine Room



Marquis 500 Sport Coupe Engine Room




Marquis 500 Sport Coupe Engine Room



Marquis 500 Sport Coupe Transom Profile




Marquis 500 Sport Coupe Starboard Transom Profile



Marquis 500 Sport Coupe Starboard Bow Profile



Marquis 500 Sport Coupe Marquis Layout



CONTACTS

Andrey Shestakov, leading yacht broker of the sales department of Shestakov Yacht Sales Inc. Shestakov Yacht Sales Inc., the official representative of the Miami/Fort Lauderdale FL headquarters.

Contact details

Email: **andrey@shestakovyachtsales.com**

Web: shestakovyachtsales.com/en/

Telephones

USA: **+1(954)274-4435**

Office hours

Monday – Saturday: **9:00 - 21:00** EDT

Sunday: **closed**

Address



Harbour Towne Marina, 850 NE 3rd St, STE 213, Dania, FL 33004