


ALASKA LEGEND — ONETTA BOAT WORKS



Судостроитель:

ONETTA BOAT WORKS

Год постройки: 1970

Модель: Траулер

Цена: ЦЕНА ЯХТЫ ПО ЗАПРОСУ

Местонахождение: United States

Длина общая: 87' 0" (26.52m)

Ширина: 20' 4" (6.20m)

Макс. осадка: 5' 5" (1.65m)

Крейс. скорость: 10 Kts. (12 MPH)

Купить **Alaska Legend — ONETTA BOAT WORKS** а также выбрать подходящую вам яхту из нашего **каталога яхт** вам поможет опытный яхтенный брокер Андрей Шестаков. На сегодняшний день компания **Shestakov Yacht Sales Inc.** имеет большое количество яхт в **собственном списке продаж**, а также тесно сотрудничает со всеми крупными **яхтенными производителями** по всему миру.

Для того чтобы купить яхту **Alaska Legend — ONETTA BOAT WORKS** а также проконсультироваться по любому вопросу связанному с покупкой, продажей, чартером яхт позвоните по телефону **+7(918)465-66-44**.

ОГЛАВЛЕНИЕ

ОГЛАВЛЕНИЕ	2
ХАРАКТЕРИСТИКИ	3
Обзор	3
Основная информация	3
Размеры	3
Скорость, вместимость и масса	4
Размещение	4
Корпус и палуба	4
Информация о двигателе	4
ПОДРОБНОЕ ОПИСАНИЕ	5
Accommodations	5
Исключения	16
Отказ от ответственности	16
ФОТОГРАФИИ	17
КОНТАКТЫ	24
Контактная информация	24
Телефоны	24
Время работы	24
Адрес	24

ХАРАКТЕРИСТИКИ

Обзор

87' Onetta Boat Works 1970

OWNER WANTS THIS BOAT SOLD, BRING OFFERS!!!

"Alaskan Legend" is a must see vessel, she is very heavily built and is suited for family Cruising and/or Charter Service in Alaskan/US waters. She has been thoroughly upgraded and modernized:

- Caterpillar 3406E engines
- ABT- Bow and Stern Thrusters
- ABT-TRAC- Stabilizers
- Aft platform for easy boarding
- US BUILT in Portland, Oregon to Military specification
- Long-range fuel capacity- Over 7000-gallon capacity
- Spacious Engine room with many redundant systems

A capable, proven cruiser easily navigating Pacific Northwest waters and the Pacific coast from Alaska to Mexico.

"Alaskan Legend" can be easily viewed at our docks on Lake Union. This vessel represents a rare opportunity to own a gentleman's yacht that is an exceptionally well appointed LRC Pilothouse at a very attractive price. She also has the capability to be run as a charter business.

Основная информация

Тип судна: Траулер

Модельный год: 1970

Год постройки: 1970

Страна: United States

Размеры

Длина общая: 87' 0" (26.52m)

Ширина: 20' 4" (6.20m)

Макс. осадка: 5' 5" (1.65m)

Скорость, вместимость и масса

Крейс. скорость: 10 Kts. (12 MPH) **Вместимость воды:** 900 Gallons

Объем топливного бака: 7800
Gallons

Размещение

Всего кают: 5

Всего ком. состава: 5

Корпус и палуба

Материал корпуса: Aluminum

Информация о двигателе

Двигатели: 1

Производитель: Caterpillar

Модель: 3406E

Тип двигателя: Inboard

Тип топлива: Diesel

ПОДРОБНОЕ ОПИСАНИЕ

Accommodations

Engines Engine 1

Make: Caterpillar

Model: 3406E

Type: Inboard

Fuel: diesel

Drive Type: Direct

Engine 2

Make: Caterpillar

Model: 3406E

Type: Inboard

Fuel: diesel

Drive Type: Direct

Specifications

Cruising Speed: 10 kn

Beam: 20' 4"

Max Draft: 5' 5"

Displacement: 250,000 lb

Fuel Tank: 1 x 7,800 gal

Fresh Water: 1 x 900 gal

Max Passengers: 8

Single Berths: 3

Double Berths: 1

Cabins: 5

Heads: 5

Accommodations And Layout

You will find that boarding the "**Alaskan Legend**" is easy for you and your guests as the extended hull large platform is right at dock level with ample rails to grab as you board. Walking up the steps to the aft deck you are presented with two seating areas with a large entrance door in the center opening into the salon. The salon has plenty of seating to starboard and stairs to port lead down to the Master stateroom and guest accommodations. Forward to port in the salon is a large table that will easily seat 8-10. The galley is forward and set apart for gourmet meal preparation. With stainless steel countertops, stainless steel appliances, and plenty of storage to satisfy the most demanding chef. Up two steps is the pilothouse with great visibility and a comfortable helm chair, the large helm is filled with an extensive amount of navigation equipment that will impress any skipper. To starboard in the pilothouse is a curved stairway that runs down to the Fourth Stateroom, crews quarters, and the large well equipped engine room.

Accommodations for eight owner and guests plus three crew. Rich mahogany throughout. Top of the line carpet, upholstery, fabrics, and furnishings were added throughout at her last refit.

Salon

Walking forward from the aft deck you effortlessly walk into the bright and airy Salon with plenty of large windows. To starboard just inside is a nicely appointed couch, two comfortable leather club chairs with individual reading lights. Across is the dining table with LCD TV mounted on the forward bulkhead.

- Large comfortable sofa
- Two leather club chairs
- Vizio- 48" Flat screen HDTV
- Philips DVD player with amp
- Philips Stereo system
- Air conditioning- Control and unit
- Electromode-120VAC Wall heater
- Overhead lights
- Three nautical reading lamps
- Luxurious carpeting throughout
- Hunter Douglas- Roman shades'
- Custom Mahogany Valences

Galley

The spacious Galley runs almost full width just forward of the Salon. The expansive countertops give ample room for preparation for gourmet meals or simple snacks. Stainless steel is abundant on countertops and appliances are top shelf. There is plenty of storage ensuring that everything has its place.

- Beautiful Mahogany cabinetry w/3-custom bamboo pull-out cutting boards for additional preparation work surfaces.
- Stainless steel countertops
- GE- Stainless Steel refrigerator
- KitchenAid- SS range w/Ceramic cooktop
- Stainless steel backsplash around range
- GE Profile- Advantium Microwave
- Custom drop leaf SS counter top for access to PH
- GE Profile- Full-size dishwasher
- GE Profile- Garbage compactor
- Large stainless integral sinks with KWC faucet
- Instant hot water dispenser
- Filtered water dispenser
- Insinkerator garbage disposal w/ air switch
- Tableware, dishes, utensils included
- Spacious Dish and tableware storage
- Task lighting above work areas
- AC electrical monitor for load management in galley

Pilothouse

Just forward and up two steps forward of the galley, the Pilothouse is designed so that the captain can take command of all systems at the helm but still be within range of friends and guests while underway. Features include:

- Extensive electronics suite- Listed in Section below
- Pilothouse doors P/S open onto side decks
- Flex-Steel Helm seat
- Traditional destroyer type wheel
- Digital engine gauges
- ABT- Bow/Stern thruster controls
- TRAC- Stabilizer controls
- Electronic and Accessory sub- panels
- ITT Jabsco searchlight controls
- Outback inverter control panel
- Pneumatic windshield wipers with controls at helm
- Glendenning engine controls
- 12VDC & 120VAC outlets
- Northern lights remote control panels for 12 & 25/kW Generator-sets
- Xantrex digital battery monitors

- Analog battery monitors 12 & 32VDC
- Seafire remote alarm panel
- Engine and bilge alarm controls

Electronics & Navigation Systems

The Navigation Systems and Electronics were chosen and laid out for ease of use and dependable operation. Quality components and latest available models have been chosen and upgraded to include the following:

Pilothouse:

- (2) Furuno NavNet TZT14- Touch to Zoom sunlight readable screens w/ - Chartplotter -Fishfinder -Radar
- Furuno 72 mile radar.
- Furuno FA-150- AIS
- Nobeltec Radar- 36 Mile radar
- Nobeltec Admiral software.
- Acer Laptop running Nobeltec
- Interphase- Forward looking sonar
- Sperry- U.S. NAVY MK.III- MOD.O wet compass
- Simrad- AP50 Commercial Autopilot
- Simrad- RI35 Rudder angle indicator
- (2) Caterpillar electronic engine gauge panels
- Quantum- Satellite phone
- ICOM IC-M602- VHF marine radio w/ Fog and Hail
- ICOM IC-M504- VHF marine radio
- (2) ICOM- COMMANDMIC III- remote VHF units
- Furuno RD30 Instrument repeater
- (2) Handheld Portable VHF Radios
- HP-501 Laser Jet printer
- Electro Guard Model 501
- Bilge alarm panel
- Maretron- DSM150-NMEA2000 display with Blackwater level
- TRAC- Digital Stabilizer control
- ABT- Bow & Stern thruster control
- Glendinning Electronic Controls w/Morse cable backup's
- Flocan- Digital Tachometers and Fuel flow meter.

Main/boat Deck, Hull Structure, & Aft Hull Extension

The main deck features wide walkways, high bulwarks & rails, and a Portuguese bridge for safety while on board. The Bridge deck features plenty of storage for tenders, Kayaks, and Navigation electronics. The Hull on Alaskan Legend is built to exceed commercial standards and to military specification. For ease of boarding or

stepping to the dock to secure mooring lines, the recent hull extension is perfect. It also has a new aft davit for easy deployment of one of two tenders. Further features:

Main Deck:

Forward deck- Anchoring:

There is plenty of room to safely set and retrieve the anchor with an all stainless steel hydraulic drum windlass & stainless steel bow roller/self-launcher. The boatswain's locker accessed by a locking Freeman hatch is a perfect storage locker for transiting alcoholic provisions through Canada.

- J.K Fabrication- Drum windlass
- Windlass remote control
- 100' 5/8 Galvanized Chain
- 800' 5/8" Stainless steel wire
- 250# Plow anchor
- Watertight hatch to bow locker
- Danforth 80# anchor with 300' rode and 3/8" leader
- High aluminum safety rails

Portuguese Bridge:

Portuguese Bridge with large storage lockers. A Large door opens to allow access to Windlass. Just aft are four upholstered chairs safely tucked aft of the Portuguese bridge and forward of the pilothouse. This is a favorite area for the guests aboard.

Side/ aft decks:

Wide safe walkways with high bulwarks & rails to ensure safety. There are doors to the Pilothouse and Galley. The aft deck is spacious and has two built in seats with cushions and storage underneath. The main door to the salon is located centerline.

Aft hull extension:

The 9-foot hull extension was completed in 2008 by Platypus Marine. This extension added not only a safe entry onto "Alaskan Legend" but also gives a perfect platform for getting into the Kayaks/Tenders and also is a perfect water level platform for photographers.

- Heavy Aluminum safety rails with three entry gates.
- Nautical Structures S/S stairs from the aft deck to the lower platform
- Roskelly-Olsen Stern Davit
- Hydro-Slave- Hydraulic pot puller
- Bait center and cleaning table

- 1600 USG fuel capacity
- (3) Freeman deck hatches
- Large fish hold
- Live-well with circulation pump
- High-pressure sea water wash down system
- Downrigger mounting pads w/ 12VDC wiring
- Black Box Technology- Pro Troll electronic fish attractor system

Boat Deck:

Plenty of room for the tenders, kayaks, and navigation equipment including:

- Heavy duty Crane: Hydraulic remote control for tenders.
- Custom aluminum guardrail around boat deck
- Guardian- 16 Person Life raft
- (2) LIFESLING- Throwable device
- (1) 30" Regulation Life ring
- Kayaks- New 2005 -(3)Singles -(1) tandem

- 17.5' Tender with Center Console & Merc. 60HP
- Tender chocks for both tenders
- (2) Jabsco S/S Spot lights
- Kahlenberg air horns
- Secondary electric horns
- 8' Fiberglass storage box

Hull Structure: Hull Compartments:

All hull bottom compartments are dedicated for fuel or water storage or as access crawl-runs. The only open bilges are in the engine room under the engine beds. This provides un-paralleled safety at sea as well as easy and safe containment of bilge pollutants. All overboard discharge is under the control of the vessel's master.

- **Watertight Hull Compartmentalization:**

"Alaska Legend" is divided by four transverse watertight bulkheads and various part length longitudinal bulkheads into 14 major watertight compartment and/or integral tanks consisting of Forepeak; Bow-thruster compartment; Port and starboard, forward, amidships and aft fuel tanks; Forward and aft lower quarters areas; Engine room; Port and starboard potable water tanks; Lazarette provides additional storage with walk-in access from boarding platform.

- **Hull Form:**

Semi-planing type hull with moderately raked, sharp bow; plum square transom;

straight, near vertical, curved with increases flare forward sides; flat sheer, V-bottom with light dead-rise at midsection; fitted with boarding platform aft and entry hatch in Lazarette through the transom. Superstructure Form: Two-level cabin with raised pilothouse forward on the lower level and passenger deck with boat deck above.

- **Hull Protection/Insulation:**

Formed A-section aluminum from forwarding quarters extended to the transom. All accommodation and occupied spaces, hull topsides, and overhead are solid rigid foam insulated for sound-deadening and condensation control.

- **Mooring Fittings:**

8 aluminum 15" mooring cleats, ranging four port and four starboard; 4 aluminum 12" mooring cleats, ranging two port and two starboard; 5 aluminum 4" bumper mooring cleats, ranging two port and two starboard.

- **Watertight Integrity:**

Doors, scuttles and windows opening to all weather decks and/or weather deck bulkheads are weather-tight type; Engine room door is an aluminum watertight type.

Master, Guest, And Crew Accommodations

Master Stateroom:

The enormous, full beam private Master Stateroom is accessed by a stairwell to port in the aft corner of the salon. The stateroom features an island king berth, extensive lockers, drawers, and hanging lockers and a generous ensuite head with separate shower. There are large portlights with storm covers giving plenty of light.

- King walk-around berth w/ upholstered headboard
- Hotel quality Mattress
- Generous bedside & under berth storage drawers
- Large hanging locker (auto lit)
- Chest of drawers
- 26" LCD TV on forward bulkhead
- Overhead lighting
- Swing arm- Reading lights
- Central air conditioning & controls
- Electromode- 120VAC heater with thermostat
- Large opening portlight/storm covers

Ensuite Head:

- Large Corian vanity w/ ceramic under mount sink
- Large tiled shower

- Fresh -or- salt water toilet
- 120VAC heater
- Lighting above mirror
- Large opening portlight/storm covers
- Stainless steel towel bars and hooks

Guest Cabins:

The companionway leads from the master stateroom aft to two of the three guest staterooms, one to port and one to starboard. The port has its own private head and shower while the starboard guest head serves also as a day head. The third guest stateroom is forward down from the pilot house and has its own private head and shower.

Guest staterooms:

- 1. Guest stateroom to port has two berths with a vanity/sink
- 2. Guest stateroom to starboard has two berths with a desk
- 3. Guest Stateroom forward has two berths with vanity/sink
- Multiple drawers and hanging wardrobe in all three guest staterooms
- Overhead lights
- Two brass reading lights in each stateroom
- Electromode- 120VAC heater with thermostat
- COBY- LCD TV w/ DVD player
- Double extra long- Hotel quality mattresses
- Large opening portlight/storm covers

Guest Heads:

- Fresh -or- salt water toilet
- Corian counter tops
- Multiple storage drawers and under sink
- Separate shower stall
- 120 VAC Heater
- Large opening portlight/ storm cover.

Crews Quarters:

The crew quarters are located in the forepeak. Attractive accommodations for three with vanity and sink and plenty of storage. It also features a large head with separate shower.

- 3 separate berths with privacy curtains
- Overhead lights
- Reading lights at each berth
- Electromode- 120VAC heater with thermostat

- 10 cu. ft. upright refrigerator (New in 2014.)
- Pantry storage

Crew's head:

- Fresh -or- salt water toilet
- Corian counter tops
- Multiple storage drawers and under sink
- Separate shower stall
- 120 VAC Heater
- Large opening portlight/ storm cover.

Engine Room-mechanical, Heat & Plumbing

Engine room: Cavernous space with great access to all systems for day to day running and regular servicing. There is a huge work bench on the forward bulkhead with plenty of storage for tools and spare parts. More than 8-foot headroom when standing between the engines.

Mechanical:

"Alaskan Legend" has Caterpillar 3406E's, ZF 650 Transmissions, and 3 1/2" Aquamet shafts!

Caterpillar electronic controlled diesel engines with dry exhaust. Walker Airsep air filters help keep the engine room clean. The Mechanical systems include the following:

- Engines:(2) Caterpillar 3406E
- Transmissions: ZF 650 Reduction/reverse gear
- Dry Stack Exhaust
- Remote start with electronic Murphy gauges and mechanical tachometer
- Racor 1000 dual filter units for each engine w/ vacuum gauge
- (2) Oversized- Engine driven- Hydraulic pumps
- Trac System Stabilizers (12 Square foot)
- ABT- Hydraulic Bow(48HP) and Stern thruster(30HP)
- Matrix- Hydraulic reservoir with alarm
- EATON- Fluid Monitoring System: -(7)fuel tanks -(2) Fresh water tanks -(1) MSD tank

- Glendenning engine controls with Morse mechanical cable backup.
- AC Electro/hydraulic steering pump
- Engine driven steering pump
- Hydraulic- Power assisted steering
- Rogers- heavy duty air compressor
- PYI- Shaft seals
- Floscan- 7000-119-00 fuel consumption monitor

- 3-1/2" Aquamet 22- Stainless Steel shafts
- Electroguard pure silver shaft brushes

Heating and Air-conditioning:

Reverse Cycle Central Air conditioning system and AC electric heaters throughout vessel with outlets & controls in each living area.

Air conditioning system:

- Lennox- Central Blower unit in the engine room
- Lennox 2.5 Ton compressor- port side engine room
- Lennox 1.5 Ton compressor- port side engine room

Electromode 120 VAC heaters

- Salon, Pilothouse
- Staterooms, heads

Plumbing:

- Fresh water tank- 900 Gallons
- (2) FlowTec- Fresh water pumps (New)
- F/W accumulator tank
- Village- PW800SM- 850GPD- Marine Water Maker with fresh water flush
- Bradford-White 50 Gallon F/W Heater
- (2) Headhunter- Stingray salt water pumps 150 Gallon holding tank
- Blackwater management system with remote discharge capability
- Fiberglass black water tank 170 Gallon with seawater flush
- Frigidaire separate Washer/Dryer in engine room

Electrical System

"Alaskan Legend's" Electrical system was built to marine commercial standards and while complex in layout but remarkably friendly to use.

- Electrical distribution panel
- Northern Lights 25 kW Genset with remote start/gauge panel in engine room and pilothouse
- Northern Lights 12 kW Genset with remote start/gauge panel in engine room and pilothouse
- (2) Genset start batteries
- Xantrex True Charge battery charger Generator starting batteries
- (2) Outback Inverters, one on each leg of the 240VAC system
- (16) AGM- Inverter batteries

- (2) Analytic Systems- Battery chargers
- (4) The main engine start batteries
- Charles 40 AMP battery charger-Engine Starting batteries
- Shore power/cable connections port and starboard
- Glendinning CM-7 Cablemaster to starboard (125')
- 50 amp 125/250 shore power inlet & cord to port
- Assorted adaptors
- C-Power Isolation Transformer with two stage boost capability
- (4) High output alternators- Two on each engine
- (4)Balmar smart regulators
- Electro Guard- Model 501 Galvanic protection & monitoring system

Safety & Fire Protection

This yacht was designed for safe operation and includes the following safety systems:

Engine room/Pilothouse

- Sea-Fire - FD1500M- Fire suppression system
- Sea-Fire FM-200 Fire suppression system
- 3" Hydraulic driven fire/crash pump
- Fire system alarm- Audible and visual notification in the pilothouse
- Audible fire bell directly outside engine room
- CCTV monitoring in pilothouse
- Temperature-rise sensors
- Heart- Start defibrillator

Galley:

- Halon and CO2 extinguisher

All accommodations:

- Fire- audible alarms
- CO- audible alarms

Bilges

- High water alarms in all bilge areas

Deck Gear:

- 16 person coastal rated life raft
- 406 MhZ EPIRB interfaced w/GPS

"Alaskan Legend" is at a real value and should really be viewed to appreciate what has gone into this extraordinary heavily built vessel, the seller is very motivated so bring

us an offer. The boat is located at our docks on lake Union. make an appointment to view this fantastic vessel.





Исключения

При продаже яхты исключаются личные вещи владельца.





Отказ от ответственности






Компания предоставляет описание судна или яхты добросовестно, но не может гарантировать точность этой информации, а также не ручается за техническое состояние. Покупатель должен проинструктировать своих агентов или оценщиков исследовать представленную информацию более подробно, по собственному желанию. Продажа судна или яхты, изменение цены или снятие с продажи будет происходить без предварительного уведомления.









ФОТОГРАФИИ


















КОНТАКТЫ

Андрей Шестаков (Andrey Shestakov) – ведущий яхтенный брокер отдела продаж яхт и судов компании Shestakov Yacht Sales Inc. Официальный представитель Shestakov Yacht Sales Inc. для русскоговорящих клиентов в центральном офисе компании в Майами/Форт Лодердейл/Флорида/США.

Контактная информация

Email: **andrey@shestakovyachtsales.com**

Web: **shestakovyachtsales.com**

Телефоны

Краснодарский край: **+7(918)465-66-44**

США, Майами, Флорида: **+1(954)274-4435**

Время работы

Понедельник – Суббота: **9:00 - 21:00** EDT

Воскресенье: **Закрето**

Адрес



Harbour Towne Marina, 850 NE 3rd St, STE 213, Dania, FL 33004