

A-TEAM — SABRE YACHTS



Builder: SABRE YACHTS

LOA: 48' 0" (14.63m)

Year Built: 2013

Beam: 15' 4" (4.67m)

Model: Cruiser

Cruise Speed: 27 Kts. (31 MPH)

Price: PRICE ON APPLICATION

Location: United States

Our experienced yacht broker, Andrey Shestakov, will help you choose and buy a yacht that best suits your needs **A-Team — SABRE YACHTS** from **our catalogue**. Presently, at **Shestakov Yacht Sales Inc.**, we have a wide variety of yachts available on **our sale's list**. We also work in close contact with all the big **yacht manufacturers** from all over the world.

If you would like to buy a yacht **A-Team — SABRE YACHTS** or would like help answering any questions concerning purchasing, selling or chartering a yacht, please call **+1(954)274-4435**

TABLE OF CONTENTS

TABLE OF CONTENTS	2
SPECIFICATIONS	3
Overview	3
Basic Information	14
Dimensions	14
Speed, Capacities and Weight	14
Accommodations	14
Hull and Deck Information	14
Engine Information	15
PHOTOS	16
CONTACTS	24
Contact details	24
Telephones	24
Office hours	24
Address	24

SPECIFICATIONS

Overview

Factory Options

Teak Decking in aft cockpit including steps

FRP Molded mast, separate radar platform and satellite pads for sedan hard top

Anti-skid color-Beige(fore and side decks, coamings and hard top)

Flag Blue Hull

Crew quarters in lieu of standard utility room

Accord shades on opening ports

Drawer type freezer with larger refrigerator in galley

Wet bar in salon including icemaker and sink(Witch Hazel Corian counter with Swanstone Bisque sink)

Reverso Oil change system

Shoji screen in lieu of standard fixed cherry panel, aft of MSR door

Hot and Cold transom shower

Shore Water inlet

Custom Options

Single Seagull water purifier on icemaker with Y for galley sink(with spigot) and icemaker

Add cherry drop box in dash with 110V and 12V outlets

Add single SS cupholder outboard of joy stick

On salon shades add cherry valance to hide shade tops when stacked

Install second Stidd at helm

Piping on Stidd

Custom fabric in main salon

Oceanair pleated shades to be Skysol Horizon

Cherry doors on galley cabinet, add wood shelf instead of lucite

Add a door on small cabinet forward of galley sink, remove fiddle, leave inside open

SS undermount sink in master with Witch Hazel Corian

Fiddle behind master sink for storage made of Witch Hazel

Chrome towel bars in heads in lieu of rings

Install a tall mirror, recessed

Upgrade TV in master to 26". and 3 " higher

Mount TV in guest cabin 3" higher

Splendide W/D combo with door and dresser drawers in crew quarters

Upgrade 9" deep mattresses in both staterooms

Electronics

2 Garmin 7215 Touchscreen Multifunction Displays

4' Open Array Radar

GPS antenna

GSM22 Sounder Module with bronze thru hull

Garmin 300 VHF

AIS600

XM Weather

Maretron Weather Station,

(2) 8' VHF Antenna

Camera's for Pods and Lazarette

Camera for Engines

ACR Dual Beam Spotlight with remote control at helm

Custom Entertainment Package

KVH M3 Satellite TV Dome with 3 receivers and matching dummy dome

Fusion stereo for salon with Ipod dock, with separate salon and cockpit controls

Fusion stereo for master with remote at the bed

Ipod integration into TV's

Speakers in cockpit, salon and master, subwoofer

Hull

- Modified Deep "V" Planing hull design, with pod drive tunnels.
- 14° deadrise at transom, 23° deadrise amidships.
- ISO NPG white gelcoat w/vinylester back-up resin.
- Bottom, topsides and transom VIP resin infused biaxial E-glass with Corecell SAN foam core.
- Stringer system biaxial E-glass with foam core.
- VIP Resin Infused E-glass swim platform with molded-in anti-skid surface.
- Hull side rubbing strakes.
- PVC rub rail with stainless steel cap.
- Painted (Urethane) double boot top.
- Gold recessed cove stripe.

Deck and Hardtop

- ISO NPG gelcoat.
- VIP resin infused biaxial E-glass with balsa core.
- Molded-in anti-skid deck surfaces.
- Bi Fold aft salon door to port
- Sliding windows in salon on cabin sides.
- Electric opening window in salon aft bulkhead.
- Hinged access door to side deck at helm.

- Flush, outward opening, transom door with latch.
- Anchor locker with slam latch.
- Large lazarette/engine room access hatch in cockpit sole with compression latches.
- Integrated Sure Shade system over cockpit

Deck Hardware

- 1 1/4" Diameter type 316 stainless steel perimeter rail system.
- (6) 12" Stainless steel cleats (2 fwd, 4 mid ship 2 in aft cockpit)
- (1) 10" Stainless steel cleat to starboard of windlass as anchor rode tie off.
- (4) Custom cast stainless steel mid-rail line chocks.
- (2) Custom cast stainless steel skene chocks forward.
- (2) Custom folding stainless steel mooring cleats aft
- (2) Stainless 12" cleats on cockpit coaming on centerline
- Custom stainless steel bow pulpit with dual anchor roller for 44# CQR or Delta anchor and "lunch hook".
- Quick anchor windlass, electric rope-chain type.
- Teak flag staff and socket on taffrail.
- Burgee staff on bow pulpit.
- (6) Low Profile stainless steel hatches w/screens.
- (6) Custom stainless steel opening port lights.
- Teak toe rails.
- Teak cabin side eye-brow.
- Custom cast stainless steel "SABRE" medallion.

Helm Station

- Cummins DTS single lever electronic controls.
- Cummins Smart Craft display (engine data, tank levels, vessel data, alarms).
- Triple windshield wipers with washers.
- Ritchie Compass.
- Switch controls for horn, running lights, anchor light, engine room blower and optional equipment.
- Stazo 400mm custom teak steering wheel with tilt helm and Sabre logo.
- (2) Stidd single helm seat with ultraleather fabric

Propulsion and Fuel System

- Twin Cummins QSC 8.3 550 hp electronic, fresh water-cooled engines with Zeus 3800 pod drives, with integrated steering and trim
- 120A, 12V alternators each engine.
- (2) Exhaust by-pass mufflers.
- Engine room blower.
- Engine room vent ducts.
- Engine room floor with FRP anti-skid.
- White gelcoated engine room
- Mylar face foam noise barrier.

FUEL SYSTEM

- (2) 260 USG diesel fuel tanks port and starboard.
- Dual Racor fuel filters with water in fuel probes.
- (2) 2" "Diesel" deck fill plates.

Steering System

- CMD helm, with joystick.
- Trim tabs integrated in CMD Zeus pod drives.
- Autopilot integrated in CMD Zeus system.
- "Skyhook" GPS position hold system with dedicated GPS receiver.

12VDC Electrical System

- Two AGM Group 31 dedicated engine start batteries.
- Three AGM 4D deep cycle ship's service batteries.
- One AGM Group 24 generator start battery.
- Remote control battery switches with controls at helm.
- Manual emergency battery crossover switch.
- Illuminated main circuit breaker distribution.
- Digital battery monitor.

- Lighting:

St. Maarten amber cabin reading lights.

High output LED lights in the overhead.

Halogen bar lighting in appropriate locations

Fluorescent engine room lighting.

Tri-color lights over helm station, red, white blue

Cockpit courtesy lights.

- Marine-grade, tinned wire throughout.

12VAC Electrical System

- Onan 13.5 kw generator including:

-Onan E series display

- Dedicated start battery.
- Water drop muffler.
- Cooling water intake strainer.
- Sound shield.
- Transfer switch.
- 50A shore power service with Glendinning Cablemaster & 50 ft. cord.
- Fail safe galvanic isolator
- Illuminated main circuit breaker distribution panel.
- Digital AC system monitor
- 120V GFCI protected outlets in each cabin and engine room.
- 50amp, 3-bank battery charger
- Reverse cycle heat/ air conditioning in (3) zones.

Master Stateroom and Master Head

- Spacious island berth athwartship layout with laminated trim.
- Hull side deadlight over head board
- Shoji style passageway and closet doors
- Shoji style portlight screen panels
- Cherry hull ceilings.
- Drawers under berth and in bulkhead aft of berth.
- (2) hanging lockers fore and aft of bed.
- LED flat screen TV and DVD player.
- Teak and holly sole.
- Sound deadening soft headliner panels.
- Pocket door to master head compartment.

MASTER HEAD

- Private access from master stateroom
- Custom tile in WC and shower sole
- High gloss finish over solid cherry counter.
- Vanity cabinet below sink
- Storage outboard
- Mirror above vanity, cherry framed
- Separate shower stall with clear bi-fold enclosure and glass tile accent wall within
- Electric shower sump pump
- Opening port to side deck
- Deck hatch with blind/screen overhead
- Ventilation blower
- Stainless steel towel bars

Guest Stateroom and Guest Head

- Spacious island berth, with laminated trim.
- Cherry hull ceilings.
- Drawers under berth, A/C return grille beside.
- Storage lockers, drawers and shelves.
- Teak and holly sole.
- Sound deadening soft headliner panels.
- Pocket door to passageway.
- Private access to forward head and shower

GUEST HEAD

- Stainless steel under mount sink.
- Shower stall with seat and locker outboard.

-
- Hot and cold pressure water
 - Electric shower sump pump.
 - Storage lockers.
 - Solid surface vanity top with bull nose.
 - Towel bars
 - Soap dispenser
 - Cherry wood trimmed mirror over sink.
 - Ventilation blower.

Galley

- Solid surface galley counter top.
- Stainless steel under mount sink with cover and pull-out faucet
- Stainless steel under mount prep sink with cover.
- Soap dispenser
- Vitrifrigo stainless steel stand-up refrigerator (top) and freezer
- Two burner electric cook top.
- Convection microwave with stainless steel face
- Drawers and storage lockers below counter.
- Built-in waste basket. Recycle bin below steps.

Main Salon

- "L" settee to starboard, 5" foam cushions, with storage and Sabre tool drawer under.
- High Gloss finished table with hi-low pedestal and angled slide mechanism. Lowers to coffee table height.
- Entertainment unit to port including:

flat screen LCD TV 32" on lift with DVD player

- Sound deadening, soft headliner panels.
- Raised mates L-shaped settee to port of helm
- Stainless steel bi-fold door to cockpit
- Electrically operated window aft of L-settee
- Swing door at helm to starboard side deck
- Deep chart table forward of L-settee.

Decor

- Varnished cherry interior finish.
- Screens on all opening ports.
- Ocean Air screen/blinds on deck hatches.
- Ocean Air pleated blinds on side windows and side door
- Drapes on aft curved windows
- Optional fabric and drapery selections.
- Dovetailed, varnished maple drawer boxes

Fresh Water System

- Water capacity 160 gals.
 - Stainless steel, 20 gal. water heater, operates on 110-VAC or engine heat.
 - Temperature control valve on hot water supply.
 - Hot and cold water pressure system 12V.
 - Fresh water spigot in engine room.
 - Transom shower, hot and cold.
- .

Safety

- Single Kahlenberg chrome trumpet horn with compressor
- Fire extinguishers, (5) at 2 1/2 lbs.
- Marelon sea valves on all thru-hull fittings below waterline.
- Bonding system to safeguard against galvanic corrosion.
- Automatic fire extinguishing discharge system in engine space with override.
- (3) Automatic 12V electric bilge pumps.
- (3) High water switches and alarm.

Waste System

- Polyethylene holding tank with 70 gallon capacity.
- Jabsco Quiet Flush fresh water MSD in guest head
- Tecma Eco MSD in master head
- Diaphragm waste pump on holding tank.

Crew Quarters

Accessed via slide out sofa in port side of salon. It features a double bed, full standing room head with handheld shower, TV, AC, lighting, port light, washer/dryer and dresser.

Disclaimer The Company offers the details of this vessel in good faith but cannot guarantee or warrant the accuracy of this information nor warrant the condition of the vessel. A buyer should instruct his agents, or his surveyors, to investigate such details as the buyer desires validated. This vessel is offered subject to prior sale, price change, or withdrawal without notice.

Basic Information

Category: Cruiser

Sub Category: Downeast

Model Year: 2013

Year Built: 2013

Country: United States

Cockpit: Yes

Dimensions

LOA: 48' 0" (14.63m)

Beam: 15' 4" (4.67m)

Speed, Capacities and Weight

Cruise Speed: 27 Kts. (31 MPH)

Water Capacity: 160 Gallons

Holding Tank: 70 Gallons

Fuel Capacity: 525 Gallons

Accommodations

Total Cabins: 3

Total Berths: 3

Sleeps: 6

Total Heads: 2

Crew Cabin: 1

Crew Berths: 1

Crew Sleeps: 2

Crew Heads: 1

Hull and Deck Information

Hull Material: Fiberglass

Hull Configuration: Planing

Hull Color: Flag Blue

Engine Information

Engines: 2




Manufacturer: Cummins

Model: QSC 8.3

Engine Type: Inboard

Fuel Type: Diesel

PHOTOS

























CONTACTS

Andrey Shestakov, leading yacht broker of the sales department of Shestakov Yacht Sales Inc. Shestakov Yacht Sales Inc., the official representative of the Miami/Fort Lauderdale FL headquarters.

Contact details

Email: **andrey@shestakovyachtsales.com**

Web: shestakovyachtsales.com/en/

Telephones

USA: **+1(954)274-4435**

Office hours

Monday – Saturday: **9:00 - 21:00** EDT

Sunday: **closed**

Address



Harbour Towne Marina, 850 NE 3rd St, STE 213, Dania, FL 33004