

NONE — FORMULA



Builder: FORMULA

LOA: 45' 0" (13.72m)

Year Built: 2015

Beam: 13' 11" (4.24m)

Model: Cruiser

Max Draft: 3' 5" (1.04m)

Price: PRICE ON APPLICATION

Location: United States

Our experienced yacht broker, Andrey Shestakov, will help you choose and buy a yacht that best suits your needs **None — FORMULA** from **our catalogue**. Presently, at **Shestakov Yacht Sales Inc.**, we have a wide variety of yachts available on **our sale's list**. We also work in close contact with all the big **yacht manufacturers** from all over the world.

If you would like to buy a yacht **None — FORMULA** or would like help answering any questions concerning purchasing, selling or chartering a yacht, please call **+1(954)274-4435**

TABLE OF CONTENTS

TABLE OF CONTENTS	2
SPECIFICATIONS	3
Overview	3
Basic Information	7
Dimensions	7
Speed, Capacities and Weight	8
Accommodations	8
Hull and Deck Information	8
Engine Information	8
PHOTOS	9
CONTACTS	18
Contact details	18
Telephones	18
Office hours	18
Address	18

SPECIFICATIONS

Overview

Exterior

- NMMA Yacht Certification
- 10-year Structural Warranty
- Transferable 5-Year Formula Guard® Limited Protection Plan
- Imron® Standard graphic & cockpit accent striping
- Molded structural foam hull matrix
- Chemically bonded & thru-bolted deck-to-hull joint
- Custom gunwale w/1 1/2" stainless steel insert
- Integrated bow platform
- Concealed anchor davit w/fiberglass chain locker
- Electric windlass w/chain counter, 200' chain, polished stainless steel anchor & hand-held remote control
- Concealed quick-disconnect coiled-hose freshwater anchor/transom wash-down system
- Stainless steel hardware & 316L stainless steel welded rails
- Twelve custom Formula logo-cast cleats
- 316L stainless steel lighted bowrail w/pennant staff and mid-level lifeline cables
- Polished stainless steel Bomar® cabin venting hatch w/integrated OceanAir® rollout SKYscreen & privacy shade
- Six venting stainless steel portlights w/screens
- Two oversized stainless steel HarbourView® portlights w/screens
- Nonskid deck & walk-around coverboards
- Two vinyl Drifast® foam deck sunpads w/adjustable Sunbrella® chaise backrests & 316L stainless steel rails
- Coupe top w/tinted, tempered curved-glass windshield w/vented center walk-thru door & side vents
- Large, motorized coupe-top sunroof
- Windshield wipers & washers
- Remote-control halogen searchlight
- Polished dual air horn
- Full-width swim platform, concealed stainless steel swim ladder, swim rails & pull-up cleats
- Transom shower w/single-lever temperature control
- Molded transom trunk w/pneumatic-assist hatch, line storage, fender rack & four fenders
- 240V shorepower w/fail-safe galvanic isolator & 50-amp cord w/Glendinning motorized extend/retract and storage system
- Dockside access cords for cable TV & telephone, city water inlet

Cockpit

- Continuous molded cockpit liner
- Molded in-dash forward deck access steps w/316L stainless steel handrail
- Burl wood-finish instrument panels & brushed metallic accents
- Dual electronic engine monitoring displays
- Fuel gauges
- IPS Drive-position indicator
- Ritchie® compass
- Electronic shift & throttle control
- Volvo IPS joystick docking system
- Volvo DPS system (Dynamic Positioning System)
- Dino™ tilt steering wheel w/wood insets & brushed metallic accents
- Auxiliary 12V outlet
- Illuminated waterproof accessory rocker switches w/E-T-A® circuit breakers
- Under-dash storage locker
- Clarion® weather resistant dash-mounted marine AM/FM/CD stereo w/high-power output, 10-disc changer in salon
- Six 150W 6 1/2" marine-grade speakers w/polished stainless steel grilles & separate tweeters, 600W amplification & 200W subwoofer
- iPod™/MP3 port
- Hand-held remote control w/blue/white/red LED courtesy lights & shore power cord
- Seventeen polished stainless steel drink holders
- Dash & transom dual-switch cockpit/swim platform courtesy lighting
- Integral 316L stainless steel safety rails
- Weather-resistant cockpit seating featuring PreFixx® coating, Tenera® element-resistant thread, DriFast® foam & StarLite® XL synthetic marine panel construction
- Twin command seating w/dual-position helm & companion seats w/center storage compartment
- Curved, extended port lounge
- Mid-cockpit storage locker for cockpit tables and canvas enclosures
- U-shaped lounge seating aft w/fiberglass-lined storage
- Integrated side-entry boarding step
- Aft sun lounge package w/two dual-height Corian® tables & filler cushions
- Two custom-designed Sunbrella® cockpit pillows
- Molded wetbar/beverage center w/integrated sink, flush Corian countertop, polished stainless steel refrigerator, in-counter trash container, ice chest, 316L stainless steel rail & 120V GFCI outlet
- Disconnect switch for auxiliary 12V power
- PFD storage locker w/Corian countertop
- Demand water system w/ 99-gallon capacity
- Fire extinguisher

- Custom patterned cockpit carpet
- Pneumatic-assist curved transom door
- Forward cockpit drop curtain and aft curtain enclosure w/easy-mount zipper connections in color-coordinated non-fading Sunbrella acrylic fabric w/SeaMark™ vinyl undercoating

Navigational Electronics

- (2) Raymarine e125 chartplotters/radar MFDs
- Raymarine 4kW 48" HD open array radar
- Raymarine ST70 autopilot
- Raymarine autopilot remote
- Raymarine ST70 depth
- ICOM VHF radio w/antenna
- FLIR night vision camera
- Digital TV antenna
- Searchlight w/ remote at helm

Cabin

- Curved, sliding/locking cabin door
- Woodgrain-finish entry steps
- Twin custom skylights
- High-gloss Deep Cherry finish cabinetry throughout
- U-shaped Ultraleather™ sofa seating/converts to double berth
- OceanAir Skysol pleated blind system in galley
- Custom décor pillows
- Adjustable-height high-gloss Deep Cherry inlaid dining table
- Two Ultraleather pedestal dining stools
- 40" widescreen LCD HDTV w/Bose® Lifestyle® surround sound home theater system, five double-cube speakers & powered subwoofer module
- iPod docking station
- Clarion® AM/FM/CD stereo w/changer control, 10-disc CD changer, four 150W 6 1/2" 2-way marine-grade speakers w/1,000W amplification, 8" subwoofer w/100W amplification & iPod docking station
- Telephone
- Carbon monoxide detector
- 18,000 BTU reverse cycle air conditioner
- Built-in WaVac® sweeper system
- L-shaped galley w/high-gloss Deep Cherry finish cabinetry, dovetailed hardwood drawers, full Corian countertop, double-bowl stainless steel sink w/swivel faucet, 2-burner electric stove w/flush Corian cover & safety shut-off switch, exhaust fan, brushed stainless steel convection/ microwave oven, Krups® coffee maker, 120V/12V upright refrigerator/freezer w/brushed stainless panels & concealed in-counter trash container

- Lighted showcase w/wine rack, tempered stemware & tumblers
- Fire extinguisher
- Demand water system w/variable-volume pump & one-point water fill for freshwater tank and/or city water
- 120V water heater w/heat exchanger
- Pocket entry door w/full-length mirror
- Integrated OceanAir rollout SKYscreen & privacy shade
- Owners' centerline bed w/Sensus® memory foam mattress, storage beneath & four dovetailed hardwood drawers
- Custom quilted bedspread & pillow shams
- Bed linens & two embroidered towel sets
- Individual reading lights
- Two cedar-lined hanging lockers w/automatic lighting
- 19" LCD HDTV/DVD combo player
- Bose sound system w/Bose 161 speakers & remote control
- 7,000 BTU reverse-cycle air conditioner
- Carbon monoxide detector
- Owners' private head compartment w/contoured, high-gloss Deep Cherry finish vanity, full vanity wall mirror, Corian countertop, vanity drawer, deep custom sink w/wall-mount faucet, overhead cabinetry storage, wall mirror, Corian flooring, exhaust fan and porcelain Flush and Forget® VacuFlush® head unit w/holding tank & dockside pumpout
- Separate shower compartment w/adjustable-height shower head, Corian seat, mirrored storage cabinet, towel bars, exhaust fan & Corian flooring
- Private guest stateroom w/twin beds—adjust to queen bed w/hideaway filler cushions
- Under-berth storage areas
- Mirrored, cedar-lined hanging locker w/automatic lighting
- 22" LCD TV/DVD combo player
- Private head compartment w/shower & porcelain Flush and Forget VacuFlush head unit
- Vanity w/Corian countertop & stainless steel sink w/wall-mount faucet
- Two embroidered towel sets
- Operating systems electrical panel w/courtesy lights, 120V & 12 V monitoring panel, remote battery parallel emergency switch, generator control switching & freshwater tank gauge
- Carbon monoxide detector

Engine

- Twin diesel Volvo IPS 600 engine installation
- 11.5 KW diesel generator w/sound shield & dedicated battery
- Motorized hatch lift
- Integrated quick-access engine hatch w/stainless steel ladder

- Engine room lighting
- Automatic fire extinguishing system
- Remote 12V oil change system for engines & generator
- Four starting and two auxiliary marine batteries w/battery retainers
- 80- & 40-amp battery charger
- Low-noise rotary bilge blowers
- Two automatic bilge pumps
- Bilge high water alarm
- QL trim tabs

Additional Equipment

- 30,000 BTU reverse cycle air conditioner w/ multi-port ventilation & windshield sun shade cover
- Cockpit electric grill
- Hydraulic swim platform davit system w/ remote
- AB AL10 w/ 20hp Suzuki outboard

Disclaimer The Company offers the details of this vessel in good faith but cannot guarantee or warrant the accuracy of this information nor warrant the condition of the vessel. A buyer should instruct his agents, or his surveyors, to investigate such details as the buyer desires validated. This vessel is offered subject to prior sale, price change, or withdrawal without notice.

Basic Information

Category: Cruiser

Model Year: 2015

Year Built: 2015

Country: United States

Cockpit: Yes

Dimensions

LOA: 45' 0" (13.72m)

Beam: 13' 11" (4.24m)

Max Draft: 3' 5" (1.04m)

Clearance: 12' 0" (3.66m)

Speed, Capacities and Weight

Displacement: 32500 Pounds

Water Capacity: 100 Gallons

Holding Tank: 75 Gallons

Fuel Capacity: 350 Gallons

Accommodations

Total Cabins: 2

Total Berths: 2

Sleeps: 4

Total Heads: 2

Hull and Deck Information

Hull Material: Fiberglass

Hull Configuration: Planing

Hull Color: Flag Blue

Engine Information

Engines: 2

Manufacturer: Volvo Penta

Model: D6 IPS 600

Engine Type: Inboard




Fuel Type: Diesel

PHOTOS




















CONTACTS

Andrey Shestakov, leading yacht broker of the sales department of Shestakov Yacht Sales Inc. Shestakov Yacht Sales Inc., the official representative of the Miami/Fort Lauderdale FL headquarters.

Contact details

Email: **andrey@shestakovyachtsales.com**

Web: shestakovyachtsales.com/en/

Telephones

USA: **+1(954)274-4435**

Office hours

Monday – Saturday: **9:00 - 21:00** EDT

Sunday: **closed**

Address



Harbour Towne Marina, 850 NE 3rd St, STE 213, Dania, FL 33004