

KNOT BILLABLE — BENETEAU



Судостроитель: BENETEAU

Год постройки: 2014

Модель: Траулер

Цена: ЦЕНА ЯХТЫ ПО ЗАПРОСУ

Местонахождение: United States

Длина общая: 44' 0" (13.41m)

Ширина: 13' 11" (4.24m)

Макс. осадка: 3' 5" (1.04m)

Крейс. скорость: 19.986453566
Kts. (23 MPH)

Макс. скорость: 26.938263502 Kts.
(31 MPH)

Купить **Knot Billable — BENETEAU** а также выбрать подходящую вам яхту из нашего **каталога яхт** вам поможет опытный яхтенный брокер Андрей Шестаков. На сегодняшний день компания **Shestakov Yacht Sales Inc.** имеет большое количество яхт в **собственном списке продаж**, а также тесно сотрудничает со всеми крупными **яхтенными производителями** по всему миру.

Для того чтобы купить яхту **Knot Billable — BENETEAU** а также проконсультироваться по любому вопросу связанному с покупкой, продажей, чартером яхт позвоните по телефону **+7(918)465-66-44**.

ОГЛАВЛЕНИЕ

ОГЛАВЛЕНИЕ	2
ХАРАКТЕРИСТИКИ	3
Обзор	3
Основная информация	10
Размеры	10
Скорость, вместимость и масса	10
Размещение	10
Корпус и палуба	10
Информация о двигателе	11
ФОТОГРАФИИ	12
КОНТАКТЫ	34
Контактная информация	34
Телефоны	34
Время работы	34
Адрес	34

ХАРАКТЕРИСТИКИ

Обзор

Accommodations & Layout

The Swift 44 trawler is the new generation of fast trawlers from Beneteau Yachts. Following in the footsteps of the popular 42, the 44 offers the second generation of refinement that owners have come to appreciate.

Starting on the large flybridge, she is equipped with a custom full enclosure including screens and U-shaped zippers for easy opening of the drop panels for ample ventilation. Captain & Mate's seat are on centerline and to port of the helm respectively, and there is a large straight settee to starboard. Opposite on the port side is a large L-shaped settee with a custom high-gloss table. Beyond the comfortable seating there is the electric grill, sink, and refrigerator. Full courtesy lights and 110V power have been added to complete the functionality of the flybridge. Moving further aft on the flybridge brings you to the mast & boom which are fully rigged with an electric Harken winch in order to make deployment and retrieval a breeze. The Mercury RIB dinghy and Lehr propane powered outboard are sitting in custom chocks and have a full matching cover. If you plan on some extended voyaging, there is a spot for a life raft opposite to starboard. KVH Tracvision dome is on a custom Kato mount on the aft flybridge rail.

As you would expect from a long-time builder, Beneteau has engineered a proper anchor platform with oversized roller, windlass, and even thought to provide access to your chain locker. Storage lockers can found on either side of the windlass for fenders, lines, covers, etc. Aft of the foredeck is the large sunpad with custom cover. Functional asymmetrical side decks lead you further aft to the cockpit, and there is a wing door on the starboard side which you can close if you would like some extra protection from the weather. In the cockpit you will find teak decking, an L-shaped settee to port with storage below, two large deck hatches for genset access and storage, propane tank storage behind the flybridge steps, and a transom door leading out onto the wide swim platform. The swim platform offers a large locker and recessed storage for your swim ladder.

Entry & exit from the boat's interior is via the helm door or the large sliding door in the cockpit. Retractable screens on both doors with custom interior and exterior handles are set for use if the flies come out on an otherwise beautiful summer day. Custom blinds and curtains allow for privacy as desired. Entering the main salon from the cockpit, you are welcomed by a warm interior with a European flair. Built-in cabinets can be found to port with large television, ice maker, and remote battery switches. Floating pedestal table and comfortable sofa-settee (which can be made into a double berth) can be found to starboard. Optional custom carpeting is found throughout this vessel, though her beautiful wood floor is easily exposed below if desired. Access to

the engine room is under the cabin sole just inside the salon entry door. Moving further forward brings you to a comfortable U-shaped galley to port, with double-sinks, convection oven, propane stove, dry storage & drawers throughout. Opposite under the double helm seat is the fridge. Helm area is well-designed and offers good sight lines all around, with all controls falling perfectly at hand.

Stepping down a couple of steps brings you into the lower living area. Guest head is to starboard with full guest stateroom opposite to port. This stateroom offers a large berth with removable center cushion, plenty of dry storage, and a large hanging locker. Good natural light is afforded via the overhead hatch and port/window in the hull. Moving further forward will take you into the master stateroom which features an island berth for easy ingress & egress, hanging lockers both port and starboard, multiple drawers and compartments for storage, and plenty of light and ventilation from the opening ports and overhead hatch. En suite head is accessed to starboard, and features sink vanity area separated by a bi-fold door from the shower/MSD/seat.

Overall Beneteau built on their success with their earlier swift trawlers when designing, engineering, and building this vessel, and their execution with this build is exceptional. The care that this particular example shows makes her an exceptional contender in your search. As always, please let me know if you have any specific questions. I look forward to hearing from you.

Options & Upgrades Aboard

- Leather upholstery in salon
- Trim level: Elegance 2014
- L-shaped cockpit bench + PVC woven Beige cushions
- Flybridge Sunbrella skirt - color Dune
- Flybridge bimini - color Dune
- Flybridge white steering console & seat covers
- Custom high-gloss wood table in flybridge area
- Kenyon electric grill
- Sunbathing mattress on foredeck - PVC woven Beige
- White Sunworker wheelhouse cushions
- Cummins generator 13.5KW with 20 hours on it!
- Propane stove top
- Cuisinart convection oven
- Ice maker in salon
- 40,000 BTU combined heat/air conditioning - a total of 4 separate units aboard
- Custom carpet throughout interior
- Volvo onboard computer with single lever control for each engine
- White hull
- Fusion stereo in flybridge with custom speakers and a dedicated subwoofer
- Fusion stereo systems in salon & master stateroom
- Bose Acoustimass Loudspeakers in Salon & owner's cabin

- Bose watertight speakers on flybridge
- Teak decks in cockpit and on swim platform
- Full drop curtain enclosure for cockpit
- 2 X 24" Tv's w/ DVD players - one in the main salon and one in the forward stateroom
- Retractable screen doors for both wheelhouse and main salon entry doors (with custom handles inside & out for easy use)
- Ocean air custom comforters & pillows

Electronics, Navigation, & Electrical

- Dual Raymarine Hybrid Touch chartplotter/GPS/radar units - one at each helm location
- Sirius/XM radio/weather
- Raymarine autopilot with controls at both helm stations
- Compasses at both helm stations
- Quick brand anchor chain counters at both helm stations
- Electrical panel 12V / 50A/220V
- 50A shore power
- Glendinning Cablemaster for 50A shore power cord
- 8 - 110V Sockets (2 in lounge, 2 in the galley, 1 in owner's cabin, 1 in guest cabin, 1 in forward head, 1 in aft washroom), + 2 for TV (Salon + Owner's cabin)
- Custom additional weatherproof socket on the flybridge.
- 2 double antenna sockets (TNT - SAT)
- 2 12V 140Ah service batteries
- 4 12V 50Ah engine start batteries
- 2 12V 50Ah bow thruster batteries
- 2 Battery chargers 25 Ah
- 2 12 V Sockets
- Outside and inside lighting LED (Overhead lights, Reading lights). Exterior LEDs are blue.
- Outside lighting (Navigation lights, Mooring light with stainless steel mountings)

Engines, Machinery Space, & Vessel Control

- Dual Volvo-Penta D4 diesel engines - 300 HP each
- Four-blade propellers
- Fuel filters with sediment reservoir
- Sea water filters
- Reverso oil change system
- Engine room soundproofed with high density foam 40mm thick
- Air intakes for engine space cooling on the hull sides
- 2 Extinguishers
- Fuel tank deck filler
- 2 Aluminum fuel tanks (Capacity = 2 x 185 US Gal) inter-connected and pre-fitted

for FPS (Fuel Polishing System) connection system

- Steering system:
- 2 Bronze under-hung rudders
- Hydraulic steering
- Lenco electric trim tabs with indicator lights
- Bow thruster Quick BTQ
- Stern thruster Quick BTQ

Accommodations

- Woodwork Alpi Mahogany
- Taupe Cushions

SALON

- Headroom: 6'6"
- Sofa convertible to double berth
- Dividing rail and curtains for berth
- Stool
- Semi-folding, adjustable height, varnished wood saloon table
- Storage cupboards
- Shelving
- 3 leaved aft window door with black lacquered aluminum frame
- 1 Leather covered handrail on deckhead

GALLEY

- Headroom: 6'6"
- U-shaped galley with opening window - Includes:
- Corian ® countertops
- 2 Stainless steel sinks with cold/hot water mixer taps under pressure
- Convection oven
- 3-burner stove with protective glass cover
- Top-loading freezer/fridge in galley
- 130 L Front opening fridge (12 V)
- Cutlery drawer
- Stowage and drawers
- Bin

OWNER'S CABIN (FORWARD)

- Headroom: 6'4"
- Queen berth (6'9" x 5'3")
- Marine mattress
- Storage under berth
- Stowage on both sides of berth

- Mirror
- 2 Hanging lockers with lighting
- 1 Opening deck hatch with fitted mosquito net
- 2 Opening hull portholes with blackout curtains

HEAD (STARBOARD - FORWARD)

- Headroom: 6'6"
- Mirror with back lighting
- Cupboard
- Open stowage locker
- 1 Opening deck hatch with fitted mosquito net
- Inset resin basin
- Separate shower compartment with fold-down seat over WC
- Quiet flush electric toilet
- Stowage

GUEST CABIN (PORT SIDE)

- Headroom: 6'6"
- Double berth (6'5" x 4'9")
- Marine mattress
- 4 Drawers
- Cupboards
- Storage under berth
- 2 Opening hull portholes with blackout curtains

HEAD (STARBOARD - AFT)

- Headroom: 6'6"
- Mirror with back lighting
- Cupboard
- 2 opening portholes
- Quiet flush electric toilet
- Inset resin basin
- Mixer tap
- Shower

From the Builder

This "Trawler by Beneteau" is fast and highly seaworthy, designed for ocean cruising. She is at home on all seas and her consistent energy efficiency makes her a world leader in her category.

The Swift Trawler 44 is the result of a joint collaboration by the Beneteau design office, the architect Michel Joubert and the designer Pierre Frutschi. Underway, her semi-

displacement hull offers very enjoyable sensations at all speeds, as well as terrific stability as she breaks through the waves. She is timelessly elegant, combining classic style and great modernity.

Hull

Composition:

- Sandwich (Polyester resin - Glass fiber / Balsa core)
- White gel coat
- Structural hull counter moulding in monolithic laminate (Polyester resin - Glass fiber)

Deck

Composition:

- Sandwich (Polyester resin - Glass fiber / Balsa core)
- Structural counter moulding in monolithic laminate (Polyester resin - Glass fiber)
- White gel coat
- Diamond tip type non-slip covering
- Stainless steel guard sheer rail on hull
- Teak bulwarks
- Gangway door to starboard

MOORING LINES - MOORING

- Stainless steel bow fitting
- Stainless steel anchor platform
- Bow stainless steel protection
- 1000 W Vertical electrical windlass, upwards/downwards movement and remote control from windlass, wheelhouse and flybridge
- 6 Aluminium mooring cleats (L 400mm / 15 - 3/4")
- Stainless steel gunwale guards
- 2 Stainless steel fairleads to aft of cockpit

SAFETY ON DECK

- Stainless steel pulpit, open and surrounding cockpit up to steps
- 1 Leather sheathed stainless steel handrail in cockpit deckhead
- 1 Stainless steel handrail at entrance to port side deck

Cockpit

- Self-bailing cockpit
- Teak gunwales
- 2 Lockers in cockpit bottom gas piston assisted and lockable

- Gas bottle integrated into staircase
- Cockpit shower Hot & Cold water
- Cockpit access door
- Bathing platform with natural teak overlay and stainless steel rubbing strake
- Ergonomic swim ladder with hand holds in the swim platform
- Access door to starboard side deck from cockpit with grey tinted port

Flybridge

- Stainless steel staircase and access ramp to flybridge with teak treads
- Grey tinted windscreen in PMMA
- Access via PMMA hatch
- Stainless steel pulpit surrounding aft of flybridge
- White lacquered swing mast, Navigation light mounting, Radar,
- Aerials and deck spotlight
- Central steering console
- Control panel including: Electrical engine controls, Electric windlass control, Thrusters and trim tabs
- Gauges indicators
- Tiller angle indicator
- Steering wheel stainless steel
- Steering compass
- Hydraulic steering
- Fog horn
- 12 V socket
- 1 Adjustable pilot seat - Upholstery Twin colored Diamante Storm & Snow PVC
- 1 Adjustable co-driver's seat to port - Twin colored Diamante Storm & Snow PVC
- Flybridge settee to port consisting of L-shaped bench seat with integral lockers, removable teak table and upholstery - Twin colored Diamante Storm & Snow PVC
- Sink, grill, fridge, handrail and stowage all in one unit
- Space for life raft with stainless steel fixing bolt plates

Dinghy/Tender

- 2012 Mercury Inflatable RIB dinghy
- Lehr 5hp. Propane powered engine
- Light use on both, and they are in excellent condition just like their mothership

Exclusions

A list of the owner's personal items and exclusions is available upon request.

Disclaimer The Company offers the details of this vessel in good faith but cannot guarantee or warrant the accuracy of this information nor warrant the condition of the vessel. A buyer should instruct his agents, or his surveyors, to investigate such details as the buyer desires validated. This vessel is offered subject to prior sale, price change,

or withdrawal without notice.

Основная информация

Тип судна: Траулер	Модельный год: 2014
Год постройки: 2014	Страна: United States
Открытая палуба мостика: Да	Кубрик: Да

Размеры

Длина общая: 44' 0" (13.41m)	Ширина: 13' 11" (4.24m)
Макс. осадка: 3' 5" (1.04m)	Трапы: 25' 6" (7.77m)

Скорость, вместимость и масса

Крейс. скорость: 19.986453566 Kts. (23 MPH)	Макс. скорость: 26.938263502 Kts. (31 MPH)
Водоизмещение: 23957 Pounds	Вместимость воды: 169 Gallons
Вместимость сточного бака: 32 Gallons	Объем топливного бака: 370 Gallons

Размещение

Всего кают: 2	Спальные места: 4
Всего ком. состава: 2	

Корпус и палуба

Материал корпуса: Fiberglass	Цвет корпуса: White
-------------------------------------	----------------------------

Информация о двигателе

Двигатели: 2

Производитель: Volvo Penta

Модель: D4

Тип двигателя: Inboard

Тип топлива: Diesel

ФОТОГРАФИИ













































































































КОНТАКТЫ

Андрей Шестаков (Andrey Shestakov) – ведущий яхтенный брокер отдела продаж яхт и судов компании Shestakov Yacht Sales Inc. Официальный представитель Shestakov Yacht Sales Inc. для русскоговорящих клиентов в центральном офисе компании в Майами/Форт Лодердейл/Флорида/США.

Контактная информация

Email: **andrey@shestakovyachtsales.com**

Web: **shestakovyachtsales.com**

Телефоны

Краснодарский край: **+7(918)465-66-44**

США, Майами, Флорида: **+1(954)274-4435**

Время работы

Понедельник – Суббота: **9:00 - 21:00** EDT

Воскресенье: **Закрето**

Адрес



Harbour Towne Marina, 850 NE 3rd St, STE 213, Dania, FL 33004