

NONE — ALBIN



Builder: ALBIN

Year Built: 2004

Model: Cruiser

Price: PRICE ON APPLICATION

Location: United States

LOA: 35' 0" (10.67m)

Beam: 12' 3" (3.73m)

Max Draft: 3' 10" (1.17m)

Cruise Speed: 18.248501082 Kts. (21 MPH)

Max Speed: 22.593382292 Kts. (26 MPH)

Our experienced yacht broker, Andrey Shestakov, will help you choose and buy a yacht that best suits your needs **None — ALBIN** from **our catalogue**. Presently, at **Shestakov Yacht Sales Inc.**, we have a wide variety of yachts available on **our sale's list**. We also work in close contact with all the big **yacht manufacturers** from all over the world.

If you would like to buy a yacht **None — ALBIN** or would like help answering any questions concerning purchasing, selling or chartering a yacht, please call **+1(954)274-4435**

TABLE OF CONTENTS

TABLE OF CONTENTS	2
SPECIFICATIONS	3
Overview	3
Basic Information	5
Dimensions	5
Speed, Capacities and Weight	5
Accommodations	5
Hull and Deck Information	5
Engine Information	6
PHOTOS	7
CONTACTS	14
Contact details	14
Telephones	14
Office hours	14
Address	14

SPECIFICATIONS

Overview

A stretched version of the popular 32+2, the large cockpit and roomy interior of the Albin 35 Command Bridge-combined with her efficient single-diesel propulsion offers something different in the world of boating. Easy helm access for single handling. Another plus are the wide sidedecks, a safety feature not found enough on modern boats today. Single queen berth forward and a stall shower in the head. The teak & holly cabin sole is a nice touch. Cockpit features include, two in deck storage lockers/fish boxes, transom live well, wet bar with sink, and a transom door. The full length keel protects the running gear. Stateroom

- Island Queen Bed with Side Shelving
- His & Hers Hanging Lockers and Drawers
- Chart Desk with Drawer & Stool
- Cushioned Bench with Storage Below
- TV swivels to Galley area as well
- (4) Stainless Steel Portholes with Screens and Shades
- Reading Lights over the berth ad well as additional lights
- Overhead Bowmar Hatch & Screen over berth
- Teak & Holley Soles

Main Cabin

- Galley:
 - Electric (2) Burner Stove & Oven
 - Microwave,
 - (2) Refrigerators, with Freezers (12/120V)
 - Coffee-Maker
 - Toaster
 - Deep Stainless Steel Sink, Ample Storage for Dishes, Pots, Pans, etc,
 - Hot & Cold Pressure Water
 - Ice-Maker
- Head:
 - Separate Stall Shower with built in seat
 - Sink, with vanity and mirror
 - Vacu-Flush Head with Macerator
 - (2) Stainless Steel Portholes with Screens and Shades

Cockpit

- Fresh & Salt Water Washdown
- Hot & Cold Transom Shower
- 30 gal Live Well

- Transom Door
- Transom Storage Lockers
- (3) Deck Storage Lockers
- 110V Shorepower - Port & Starboard
- New Propane Grill and Cover
- (2) Coolers (2) Deck Chairs
- Rod Holders
- Swim platform with 3 step ladder
- St Croix Dinghy Davit

Navigation Equipment

- Raymarine Chartplotter C-80
- Raymarine Radar C-80
- Raymarine Auto-Pilot
- Raymarine Depth/Fisg-Finder -DS500X
- Standard Horizon VHF with DSC and Remote Mic in Cabin
- Ritchie Compass
- 12V Adaptor
- Horn

Misc

- Northern Lights Generator - 6.5KW - 198hrs
- Bow & Stern Thruster
- Electric Windlass with Controls at Helm and Bow
- Anchor: Bruce with 60' Chain + 200' Line
- Hydraulic Steering
- Pipe Supported Hardtop, Fully Enclosed, with EZ2CY glass
- Air Conditioning & Heat
- Inverter
- Shaft Line Cutter
- Equipment Manuals
- Misc. Spare Parts

Disclaimer The Company offers the details of this vessel in good faith but cannot guarantee or warrant the accuracy of this information nor warrant the condition of the vessel. A buyer should instruct his agents, or his surveyors, to investigate such details as the buyer desires validated. This vessel is offered subject to prior sale, price change, or withdrawal without notice.

Basic Information

Category: Cruiser

Model Year: 2004

Year Built: 2004

Country: United States

Fly Bridge: Yes

Dimensions

LOA: 35' 0" (10.67m)

Beam: 12' 3" (3.73m)

Max Draft: 3' 10" (1.17m)

Speed, Capacities and Weight

Cruise Speed: 18.248501082 Kts. (21 MPH)

Max Speed: 22.593382292 Kts. (26 MPH)

Displacement: 15000 Pounds

Water Capacity: 117 Gallons

Holding Tank: 20 Gallons

Fuel Capacity: 260 Gallons

Accommodations

Total Cabins: 1

Total Berths: 1

Sleeps: 4

Total Heads: 1

Hull and Deck Information

Hull Material: Fiberglass

Deck Material: Fiberglass

Hull Color: Flag Blue

Engine Information

Engines: 1

Manufacturer: Cummins

Model: 370

Engine Type: Inboard



Fuel Type: Diesel

PHOTOS
















CONTACTS

Andrey Shestakov, leading yacht broker of the sales department of Shestakov Yacht Sales Inc. Shestakov Yacht Sales Inc., the official representative of the Miami/Fort Lauderdale FL headquarters.

Contact details

Email: **andrey@shestakovyachtsales.com**

Web: shestakovyachtsales.com/en/

Telephones

USA: **+1(954)274-4435**

Office hours

Monday – Saturday: **9:00 - 21:00** EDT

Sunday: **closed**

Address



Harbour Towne Marina, 850 NE 3rd St, STE 213, Dania, FL 33004