

## BACK NINE — HATTERAS



**Судостроитель:** HATTERAS

**Год постройки:** 1979

**Модель:** Катер для спортивной  
рыбалки

**Цена:** ЦЕНА ЯХТЫ ПО ЗАПРОСУ

**Местонахождение:** United States

**Длина общая:** 60' 11" (18.57m)

**Ширина:** 18' 0" (5.49m)

**Мин. осадка:** 4' 10" (1.47m)

**Макс. осадка:** 4' 11" (1.50m)

**Крейс. скорость:** 17 Kts. (20 MPH)

**Макс. скорость:** 20 Kts. (23 MPH)

Купить **BACK NINE — HATTERAS** а также выбрать подходящую вам яхту из нашего **каталога яхт** вам поможет опытный яхтенный брокер Андрей Шестаков. На сегодняшний день компания **Shestakov Yacht Sales Inc.** имеет большое количество яхт в **собственном списке продаж**, а также тесно сотрудничает со всеми крупными **яхтенными производителями** по всему миру.

Для того чтобы купить яхту **BACK NINE — HATTERAS** а также проконсультироваться по любому вопросу связанному с покупкой, продажей, чартером яхт позвоните по телефону **+7(918)465-66-44**.

# ОГЛАВЛЕНИЕ

ОГЛАВЛЕНИЕ	2
ХАРАКТЕРИСТИКИ	6
Основная информация	6
Размеры	6
Скорость, вместимость и масса	6
Размещение	6
Корпус и палуба	7
Информация о двигателе	7
ПОДРОБНОЕ ОПИСАНИЕ	8
Walkthrough	8
Salon	8
Galley	9
Companionway	9
Master Cabin	9
Master Head	10
Starboard Guest Cabin	10
Starboard Guest Head	10
Forward Cabin	10
Forward Guest Head	11
Enclosed Flybridge	11
Aft Bridge Station	11
Tower	12
Foredeck	12
Cockpit	12
Engine Room	12
Utility Room	13
Electrical	13
Remarks	13

Exclusions	14
Исключения	14
ОТКАЗ ОТ ОТВЕТСТВЕННОСТИ	14
ФОТОГРАФИИ	15
Salon to Port	15
Salon to Starboard	15
Salon Aft to Port	15
Salon Aft to Starboard	15
Salon Wet Bar	15
Galley Aft to Port	15
Galley Forward to Port	15
Galley to Starboard	15
Dinette Starboard of Galley	16
Companionway	16
Master Looking Aft	16
Master Looking Forward	16
Master Vanity Inboard	16
Master Head	16
Starboard Guest Cabin	16
Starboard Guest/Day Head	16
Starboard Guest/Day Head	17
Forward Cabin	17
Forward Head	17
Flybridge Helm	17
Helm Chair	17
Starboard Flybridge Seating	17
Port Flybridge Seating	17
Helm Detail	17
Garmin as Plotter	18

---

Garmin as Depth	18
Garmin as Radar	18
GMI 10 Depth/Info	18
Aft Flybridge Helm	18
Aft Flybridge Seating	18
Tower Helm	18
Tower Detail Forward	18
Tower View Forward	19
Tower View Aft	19
Tower Detail Aft	19
Bow	19
Bow	19
Pulpit Detail	19
Fender Holders	19
Cockpit	19
Bait Station	20
Forward Cockpit	20
Aft Cockpit	20
Transom Area	20
Fighting Chair	20
Cockpit Garmin Location	20
Cockpit Garmin Also Mounts on Tower	20
Engine Room Looking Forward	20
Starboard Engine	21
Port Engine	21
Engine Room Looking Aft	21
Outboard Port Engine	21
Outboard Starboard Engine	21
20 KW Generator	21

---

---

AC Compressors in Equipment Room	21
Salon Switching Panel	21
Nov. '17 Bottom Service	22
Nov. '17 Bottom Service	22
Nov. '17 Bottom Service	22
Home Dock	22
Home Dock	22
Alternate Profile	22
Alternate Profile	22
Stern Quarter	22
Stern	23
Stern	23
Stern Quarter	23
Alternate Profile	23
Alternate Profile	23
Name Boards	23
<b>КОНТАКТЫ</b>	<b>24</b>
Контактная информация	24
Телефоны	24
Время работы	24
Адрес	24

# ХАРАКТЕРИСТИКИ

## Основная информация

**Тип судна:** Катер для спортивной рыбалки

**Подкатегория:** Convertible

**Модельный год:** 1979

**Год постройки:** 1979

**Страна:** United States

**Верх:** Enclosed Pilothouse

**Открытая палуба мостика:** Да

**Кубрик:** Да

## Размеры

**Длина общая:** 60' 11" (18.57m)

**Ширина:** 18' 0" (5.49m)

**Мин. осадка:** 4' 10" (1.47m)

**Макс. осадка:** 4' 11" (1.50m)

## Скорость, вместимость и масса

**Крейс. скорость:** 17 Kts. (20 MPH)

**Макс. скорость:** 20 Kts. (23 MPH)

**Чистый вес:** 42 Pounds

**Вместимость воды:** 490 Gallons

**Вместимость сточного бака:** 192 Gallons

**Объем топливного бака:** 1555 Gallons

## Размещение

**Всего кают:** 3

**Всего коек:** 5

**Спальные места:** 6

**Всего ком. состава:** 3

## Корпус и палуба

---

**Материал корпуса:** Fiberglass

**Материал палубы:** Fiberglass

**Комплектация корпуса:** Modified V-Hull

**Дизайнер корпуса:** Hargrave

**Дизайнер экстерьера:** Hatteras

**Дизайнер интерьера:** Hatteras

## Информация о двигателе

---

**Двигатели:** 2

**Производитель:** Detroit Diesel

**Модель:** 12V71TI

**Тип двигателя:** Inboard

**Тип топлива:** Diesel

---

# ПОДРОБНОЕ ОПИСАНИЕ

---

## Walkthrough

---

Boarding BACK NINE is over the gunwale from a fixed dock or onto the swim platform and through the transom door from a floating dock. The spacious Cockpit has a full size fighting chair, a tackle center and a ladder to the enclosed Flybridge. Engine Room access is centerline.

Two varnished steps slightly to starboard gives access to the Salon. The Salon is furnished with an L shaped sofa, a coffee table, two barrel chairs and an end table between.

The Galley with full size appliances is next forward to port. A four person dinette is to starboard.

Down five steps to port is the Master Cabin with a walkaround queen berth, night stands and hanging lockers. A private Head with stall shower is forward. To starboard is an over/under berth Cabin with private Head and stall shower. All the way forward is a twin over/under bunk Cabin with a private Head and stall shower.

The enclosed Flybridge has a centerline helm, L shaped seating to starboard and a bench seat to port. An aft outside helm allows the captain to see the Cockpit. The tower has a center ladder, full controls and a sunshade.

## Salon

---

Entered via a hinged teak door the Salon is bright and airy due to large side and aft windows.

Immediately to port is a large L shaped settee which has been recently recovered.

Lying in front is a large square teak and glass coffee table which raises to be a dining table as needed.

Forward is a bar area with a sink under a hinged top with four cabinet doors below, two of them lockable. Facing the centerline is a U Line stainless steel icemaker. Above is a mirror and two down lights.

To starboard upon entry are two newly upholstered barrel chairs flanking a teak end table with a drawer and two cabinets below and a table lamp above.

Next forward is a three panel electrical locker for shore power and the main 32 volt



panel.

Also in the Salon are two DC overhead lights, stereo speakers and mini blinds, port, starboard and aft.

---

## Galley

---

Next forward to port is the Galley. It is in a U shape. The following items can be found in the Galley:

Frigidaire 2 door refrigerator Modern Maid 4 burner cook top & eye level oven Modern Maid dishwasher Sunbeam countertop microwave Double stainless steel corner sink Disposal Oster stainless steel turbo convection oven (9) Teak cabinet doors (4) Teak drawers (2) Sliding storage cabinets Wood sole (2) 110 Volt overhead lights Large side window to port & starboard

To starboard is a four person dinette with two cabinets below and two sliding door cabinets forward. Above is a DC light fixture. Below in the dinette seats are one drawer each with additional storage below the cushions.

---

## Companionway

---

Forward of the Galley down five steps is the Accommodation Companionway, the steps are hinged to access the Utility Room. To starboard at the bottom of the steps is an over under Cabin and private Head.

To port is the Master Cabin and Head. Further forward to port is a second access to the Guest Head allowing it to serve as a Day Head.

Next forward to starboard are two linen lockers.

Furthest forward is a vee bunk Cabin with two berths and a private Head.

---

## Master Cabin

---

Entered from the forward end is the Master Cabin with a walk around tapered queen bunk off the aft bulkhead. Each side of the bunk has a reading light. Each side of the bunk has a three drawer nightstand with a table lamp above. There are four large

drawers below the berth. Outboard is a shelf with two stereo speakers below and an opening porthole above. Next forward is a hanging locker. Inboard is a chest of four drawers and a vanity mirror above.

---

## Master Head

---

Next forward is the en suite Master Head with a vanity with two cabinet doors below and a China sink above. A teak framed mirrored medicine cabinet is above.

The stall shower has a handheld or wall mountable fixture, a shelf, an opening obscured glass porthole and a tempered glass door.

The toilet is a Galley Maid electric model. Also in the Head is a vinyl tile sole, a DC overhead light, a fluorescent light and an exhaust fan.

---

## Starboard Guest Cabin

---

To starboard at the bottom of the step is an over/under cabin with the upper berth custom widened. Above is an opening porthole.

The lower berth has two storage drawers below. At the foot of the berth is a mirrored panel and a two drawer nightstand. Forward is a hanging locker. Each berth has a reading light.

Furthest forward is access to the en suite Head.

---

## Starboard Guest Head

---

The Starboard Guest Head has two access doors allowing it to function as a Day Head as well. There is a vanity with two cabinet doors below and a China sink above. A teak framed mirrored medicine cabinet is above.

The stall shower has a handheld or wall mountable fixture, a shelf, an opening obscured glass porthole and a tempered glass door.

The toilet is a Galley Maid electric model. Also in the Head is a vinyl tile sole, a DC overhead light, a fluorescent light and an exhaust fan.

---

## Forward Cabin

---

All the way forward is a second Guest Cabin with over/under berths to port. Above the upper berth is an opening porthole in the padded hull liner and a single drawer below.

Below the lower berth are two storage drawers. Each berth has a reading light. Above are rod storage holders.

Aft of the berths is a full size hanging locker.

To starboard is a chest of five drawers with a porthole above. Aft to the en suite Head.

Forward are dual access doors to the rope/chain locker.

---

## Forward Guest Head

---

Next forward is the en suite Forward Guest Head with a vanity with one cabinet door below and a China sink above. A teak framed mirrored medicine cabinet is above.

The stall shower has a handheld or wall mountable fixture, a shelf, an opening obscured glass porthole and a tempered glass door.

The toilet is a Galley Maid electric model. Also in the Head is a vinyl tile sole, a DC overhead light, a fluorescent light and an exhaust fan.

---

## Enclosed Flybridge

---

The Flybridge is accessed via a nine step ladder from the Cockpit. The aft Helm Area is to port at the top of the steps. There is aft facing seating to starboard.

A hinged entry door gives access to the fully air conditioned Helm. The helm wheel is on centerline. To port is a bench seat with drawer storage below. To starboard wrapping around aft is additional seating with drawer storage below.

Equipment in the Enclosed Bridge Area is as follows:

Stainless Destroyer wheel Hynautic clutch & throttle controls Full analog engine gauges Engine start/stop key switches Windlass remote control (3) Auto manual bilge pump controls 6" Ritchie compass in binnacle Hatteras alarm system panel SMX II digital AC controls Comnav 1001 autopilot Garmin 7212 GPS plotter/72 mile radar/sounder (2) Icom M402 VHF's Garmin GMI 10 depth/data Helm chair (3) Windshield wipers (4) Overhead lights Overhead grab rails Opening windows port, starboard & aft Rudder angle indicator Emergency air/engine shutoffs ACR searchlight controls Chart light Small drink fridge in cabinet

---

## Aft Bridge Station

---

Helm wheel Hynautic clutch & throttle controls T Flex 6615 15" repeater of Garmin data

from Helm Full analog gauges Start/stop switches (2) Overhead DC lights 3 Rod rocket launcher in aft rail Centered (1) Steps to Tower Aft facing two person seat Helm stool Full safety rail aft

---

## Tower

---

Helm with wheel & hydraulic clutch & throttle controls (2) Side seats fold down Padded belly band Hatch from ladder below Mount for Garmin GPS Map 4008 plotter/radar/fish finder Garmin XHD 6' open array radar antenna Center rigger Control box w/start/stop switches Horizon Eclipse DSC+ VHF ACR remote control searchlight Sunshade/buggy top

---

## Foredeck

---

Fiberglass nonskid deck Hatteras fiberglass bow pulpit w/teak inlay Ideal windlass rebuilt 2016 to include chain gypsy Up & down foot switches for windlass Stainless steel anchor chute Danforth # anchor w/300' chain & separate 300' line w/rope deck pipe Welded aluminum bow rails including bow pulpit w/pennant staff (3) Hatteras deck hatches Stainless steel fender racks for (4) fenders International Navigation lights (3) Spring line cleats each side Port, starboard & forward safety rails on house sides Chrome air horns Varnished name boards on bridge sides

---

## Cockpit

---

175 Sq. ft. Cockpit Fiberglass nonskid sole Full size varnished teak fighting chair w/removable cushions & cover Padded Cockpit coaming Freshwater wash down Salt water wash down Walk through transom door w/gate Hatteras fiberglass swim platform (7) Flush mount rod holders (6) Rod holders in side deck pylasters Hawse pipes w/large cleats under gunwales 2 Step boarding ladder mounts port or starboard Hinged door Cockpit Engine Room access (3) Flush hatches into Lazarette Small flush hatch to tank top valves (2) Raised varnished steps to Cabin Welded aluminum & teak tread 9 Step ladder to Flybridge Tackle center w/hinged door Sink under hinged top w/rigging station Cockpit electric reel outlet Gunwale down rigger base & plug Life ring Bell Folding Cockpit sunshade Rupp Tournament outriggers, triple spreaders Port & starboard step pads Dockside water connection Mount for Garmin GPS Map 4008 plotter/fish finder/radar in hinged cabinet (same unit can be located on Tower)

---

## Engine Room

---

Dual Racor 1000 fuel filters each engine (2) Fuel priming pumps (2) Spare 4 blade propellers One spare stub shaft AC Engine Room lights DC Engine Room lights

Freshwater spigot & hose in Engine Room Port & starboard ventilating fans CO2 fire control system 6' + Engine Room headroom Fuel manifold system Hynautic clutch & throttle control system Household air compressor Airsep crankcase ventilation system Purifier oil system Glendinning engine synchronizer system Manual Engine Room gauges Overhead hatches into Salon for engine rebuilds Conventional stuffing boxes Overhead rod racks Fuel pump for distribution Storage cabinet starboard side

## Utility Room

---

AC lighting DC lighting 30 Gallon water heater Sears shallow well pump w/accumulator tank for house system (5) Cruiseair compressors for AC system Dayton pump for AC cooling water Hand bilge pump Blower for Utility Room Access from Engine Room or Main Companionway

## Electrical

---

12/32 Volt DC electrical system 110/220 Volt AC 60 Hz electrical system Onan 20 KW generator, single unit replaced the original (2) 15 KW generators (2) 50 Amp shore power inlets w/cords Sentry 32 volt 30 amp battery charger Dockside phone & TV connections AC & DC electrical panels were rebuilt w/new analog gauges & breakers as needed (8) 8 Volt batteries in battery boxes centerline of Engine Room Salon 32 volt panel w/(24) breaker protected circuits Salon 32 volt panel w/battery condition meter Salon switching panel with: Generator start/stop panels w/analog volt, amp & frequency meters Ship's service 120/240 volt, 1 w/4 position rotary switch & amp meter Ship's service 120/240 volt, 2 w/4 position rotary switch & amp meter Ship's service 120/240 volt, 3 w/4 position rotary switch & amp meter Ship's service 120/240 volt, 4 w/4 position rotary switch & amp meter Separate 12 volt battery for generator w/battery switch Promariner Pronautic 12 volt 30 amp generator battery charger (5) Battery shutoff switches (2) Jefferson electric 15 KVA transformers in Utility Room (2) Quick Silver galvanic isolators in Utility Room Utility Room 32 volt panel w/(20) breaker protected circuits (2) Utility Room 110/220 volt distribution panels w/(22) breaker protected circuits (2) Additional Utility Room 110/220 V distribution panels w/(14) breaker protected circuits

## Remarks

---

BACK NINE represents a clean well cared for 60' Hatteras that has had updates but remains very original in her appearance.

Just under 1900 original hours with a 2012 refit that saw a major engine service, new electronics, furnishings, exterior paint, etc.

Fresh from a November 2017 yard visit her owner has her more ready to go than any other 1979 boat afloat. No apparent blisters at haul out. Bottom previously sandblasted and epoxy coated.

Attractively priced to sell!

## Exclusions

---

While every effort was made to list all pertinent included equipment aboard BACK NINE, there are some personal belongings aboard. Prospective purchasers should assume any item not specifically mentioned herein will not convey at closing.

## Исключения

---

При продаже яхты исключаются личные вещи владельца.

## Отказ от ответственности


---

Компания предоставляет описание судна или яхты добросовестно, но не может гарантировать точность этой информации, а также не ручается за техническое состояние. Покупатель должен проинструктировать своих агентов или оценщиков исследовать представленную информацию более подробно, по собственному желанию. Продажа судна или яхты, изменение цены или снятие с продажи будет происходить без предварительного уведомления.


# ФОТОГРАФИИ

---


**Salon to Port**



**Salon to Starboard**




**Salon Aft to Port**




**Salon Aft to Starboard**




**Salon Wet Bar**




**Galley Aft to Port**



**Galley Forward to Port**



**Galley to Starboard**



**Dinette Starboard of Galley**



**Companionway**




**Master Looking Aft**



**Master Looking Forward**




**Master Vanity Inboard**



**Master Head**



**Starboard Guest Cabin**



**Starboard Guest/Day Head**





**Starboard Guest/Day Head**



**Forward Cabin**




**Forward Head**




**Flybridge Helm**




**Helm Chair**




**Starboard Flybridge Seating**



**Port Flybridge Seating**



**Helm Detail**



**Garmin as Plotter**



**Garmin as Depth**



**Garmin as Radar**



**GMI 10 Depth/Info**




**Aft Flybridge Helm**



**Aft Flybridge Seating**



**Tower Helm**



**Tower Detail Forward**



**Tower View Forward**



**Tower View Aft**




**Tower Detail Aft**



**Bow**




**Bow**



**Pulpit Detail**



**Fender Holders**




**Cockpit**




**Bait Station**




**Forward Cockpit**




**Aft Cockpit**




**Transom Area**




**Fighting Chair**



**Cockpit Garmin Location**



**Cockpit Garmin Also Mounts on Tower**




**Engine Room Looking Forward**



**Starboard Engine**




**Port Engine**




**Engine Room Looking Aft**




**Outboard Port Engine**




**Outboard Starboard Engine**




**20 KW Generator**



**AC Compressors in Equipment Room**



**Salon Switching Panel**



**Nov. '17 Bottom Service**



**Nov. '17 Bottom Service**



**Nov. '17 Bottom Service**



**Home Dock**




**Home Dock**




**Alternate Profile**



**Alternate Profile**



**Stern Quarter**



**Stern**



**Stern**



**Stern Quarter**



**Alternate Profile**



**Alternate Profile**



**Name Boards**



# КОНТАКТЫ

---

Андрей Шестаков (Andrey Shestakov) – ведущий яхтенный брокер отдела продаж яхт и судов компании Shestakov Yacht Sales Inc. Официальный представитель Shestakov Yacht Sales Inc. для русскоговорящих клиентов в центральном офисе компании в Майами/Форт Лодердейл/Флорида/США.

## Контактная информация

---

Email: **andrey@shestakovyachtsales.com**

Web: [shestakovyachtsales.com](http://shestakovyachtsales.com)

## Телефоны

---

Краснодарский край: **+7(918)465-66-44**

США, Майами, Флорида: **+1(954)274-4435**

## Время работы

---

Понедельник – Суббота: **9:00 - 21:00** EDT

Воскресенье: **Закрыто**

## Адрес

---



Harbour Towne Marina, 850 NE 3rd St, STE 213, Dania, FL 33004