

HOOS FISHING — SAILFISH



Builder: SAILFISH

Year Built: 2017

Model: Sport Fisherman

Price: PRICE ON APPLICATION

Location: United States

LOA: 32' 0" (9.75m)

Beam: 10' 0" (3.05m)

Min Draft: 0' 0" (0.00m)

Max Draft: 1' 10" (0.56m)

Cruise Speed: 27 Kts. (31 MPH)

Max Speed: 47 Kts. (54 MPH)

Our experienced yacht broker, Andrey Shestakov, will help you choose and buy a yacht that best suits your needs **Hoos Fishing — SAILFISH** from **our catalogue**. Presently, at **Shestakov Yacht Sales Inc.**, we have a wide variety of yachts available on **our sale's list**. We also work in close contact with all the big **yacht manufacturers** from all over the world.

If you would like to buy a yacht **Hoos Fishing — SAILFISH** or would like help answering any questions concerning purchasing, selling or chartering a yacht, please call **+1(954)274-4435**

TABLE OF CONTENTS

| | |
|------------------------------|----|
| TABLE OF CONTENTS | 2 |
| SPECIFICATIONS | 5 |
| Overview | 5 |
| Basic Information | 5 |
| Dimensions | 5 |
| Speed, Capacities and Weight | 5 |
| Hull and Deck Information | 6 |
| Engine Information | 6 |
| DETAILED INFORMATION | 7 |
| Performance | 7 |
| Manufacturer Description | 7 |
| Special Features | 7 |
| Electronics | 8 |
| Plumbing | 8 |
| Seating | 8 |
| Exclusions | 9 |
| Disclaimer | 9 |
| PHOTOS | 10 |
| Twin Yamahas | 10 |
| Helm | 10 |
| Powder Coated Top | 10 |
| Powder Coated Tower | 10 |
| Ladder to Tower | 10 |
| Livewell | 10 |
| Livewell | 10 |
| Livewell | 10 |
| Bait Prep Sink | 11 |
| Raw Water Washdown | 11 |

| | |
|-----------------------|----|
| Transom Stereo Remote | 11 |
| Folding Transom Seat | 11 |
| Tackle Storage | 11 |
| Tackle Storage | 11 |
| Helm | 11 |
| Helm | 11 |
| Helm Seats | 12 |
| Teaser Reels | 12 |
| Bow | 12 |
| Storage | 12 |
| Anchor Locker | 12 |
| Looking Aft | 12 |
| Looking Aft | 12 |
| Port Side Looking Aft | 12 |
| Stbd Side Looking Aft | 13 |
| Port Profile | 13 |
| Stbd Profile | 13 |
| Powdercoated Tower | 13 |
| Hardtop | 13 |
| Bow | 13 |
| Bow | 13 |
| Profile | 13 |
| Thru Hull Transducer | 14 |
| Transom Decal | 14 |
| Floor Box | 14 |
| Compass | 14 |
| Dash Storage | 14 |
| Dash Storage | 14 |
| Tabs | 14 |

| | |
|-------------------------|----|
| Footrest Storage | 14 |
| Head | 15 |
| Head | 15 |
| Console Storage | 15 |
| Battery Charger Monitor | 15 |
| Radio Box | 15 |
| Radio Box | 15 |
| Garmin Display | 15 |
| Cockpit | 15 |
| Cockpit | 16 |
| Tower Controls | 16 |
| Tower Controls | 16 |
| Tower Controls | 16 |
| Garmin Tower Screen | 16 |
| Tower Controls | 16 |
| Looking Into Bow | 16 |
| Tower Cup Holders | 16 |
| GPS | 17 |
| Profile | 17 |
| Twin Yamaha 300s | 17 |
| CONTACTS | 18 |
| Contact details | 18 |
| Telephones | 18 |
| Office hours | 18 |
| Address | 18 |

SPECIFICATIONS

Overview

Loaded with Every option imaginable, and in Showroom condition. With a custom folding tower (complete with upper controls Yamaha Helm Master with SetPoint), powdercoated with the ability for one person to put up/ and take down the folding tower be himself. LED Underwater lights, Garmin touchscreen Electronics, remote spotlight, Teaser reels, outriggers, T-top misting system for additional comfort on the hottest days, Thru stem anchor windlass, foredeck table (removable), forward seating backrest cushions, Yeti cooler seat in front of the console, Two livewells, built in Tackle storage, Stereo with transom remote (Sat stereo antenna already installed), Twin F300 Yamaha 4 stroke motors with Extended Yamaha warranty until 06/20 (annual engine service just completed). Kept in a dry storage building since new. Ready to go Now!

Basic Information

Category: Sport Fisherman

Sub Category: Center Console

Model Year: 2017

Year Built: 2017

Country: United States

Dimensions

LOA: 32' 0" (9.75m)

Beam: 10' 0" (3.05m)

Min Draft: 0' 0" (0.00m)

Max Draft: 1' 10" (0.56m)

Speed, Capacities and Weight

Cruise Speed: 27 Kts. (31 MPH)

Cruise Speed Range: 434

Max Speed: 47 Kts. (54 MPH)

Displacement: 10500 Pounds

Water Capacity: 21 Gallons

Holding Tank: 10 Gallons

Fuel Capacity: 285 Gallons

Hull and Deck Information

Hull Material: Fiberglass

Hull Configuration: Deep Vee

Engine Information

Manufacturer: Yamaha

Model: F300

Engine Type: Outboard

Fuel Type: Gas/Petrol

DETAILED INFORMATION

Performance

With twin F300 Yamaha engines, here is the test report for the Sailfish 320cc

- 1000 rpm - 6 mpg - 2.45 mpg
- 1500 rpm - 7.5 mph - 1.69 mpg
- 2000 rpm - 9.1 mph - 1.31 mpg
- 2500 rpm - 15.7 mph - 1.56 mpg
- 3000 rpm - 22.8 mph - 1.74 mpg
- 3500 rpm - 30.4 mph - 1.81 mpg
- 4000 rpm - 35.4 mph - 1.59 mpg
- 4500 rpm - 40.0 mph - 1.36 mpg
- 5000 rpm - 44.4 mph - 1.26 mpg
- 5500 rpm - 47.9 mph - 1.06 mpg
- 6050 rpm - 54.5 mph - 1.05 mpg

Manufacturer Description

Serious offshore capability and dazzling style makes the Sailfish 320cc the best performing big-water boat that we have brought to market. Our VDS hull design is the softest riding, driest hull in Sailfish history. The multiple deadrise, variable lift plane running surface, makes the 320cc both responsive and extremely agile for a boat this size. But beyond the standards lies the real heart of Sailfish design, function, comfort, and practical ergonomics. Look over other brands in this price range and we think you'll agree that the Sailfish 320cc is the best of the best, and represents the clear choice in offshore fishing boat value.

Special Features

- Twin 300 hp 4 stroke Yamaha outboard engines (70 hrs of run time, annual engine service just completed, Yamaha Warranty until 06/20)
- Yamaha Helm Master joy-stick docking system with Both upper and lower station controls
- Yamaha Set-Point option for "skyhook" type stationary boat positioning (both stations)
- LED "set-point" transom lights
- LED underwater lights
- LED T-top lights
- LED under gunwhale lighting
- Power assist steering

- Custom folding tower with powder coated aluminum, rear ladder, upper helm pod
- 3 sided acrylic T-top enclosure
- Taco Grand Slam outrigger elbows with 15' telescoping poles
- SportTeaser teaser reels, mounted to underside of T-top
- Powdercoated low profile bow railing and leaning post
- Thru Stem anchor windlass with polished Stainless Steel anchor, scuff plate and anchor chute

Electronics

- Shore power connection
- Built in 3 bank battery charger w/ LED readout
- Fusion Stereo with 4 speakers, USB connection and Sat Stereo antenna
- Fusion Stereo, transom remote
- Garmin 17" MFD display (8417 model), lower helm
- Garmin 7" MFD display (7407 model), tower
- Garmin 424HD open array Radar Antenna
- Garmin Reactor Autopilot
- Icom M506 VHF radio
- Icom M424 VHF radio

Plumbing

- Electric flushing toilet with holding tank and Y-valve for overboard discharge
- Fresh water sink in console and at bait prep center
- Freshwater shower head at transom door
- Fresh water T-top misting system
- Fresh water washdown
- Raw water washdown
- 35 gallon leaning post livewell, plus transom livewell for pitch baits
- Two bilge pumps with automatic float switches

Seating

- Folding stern seat (58" wide)
- Leaning post with folding bolsters and individual folding footrests
- Yeti Cooler seat in front of console with cushion top, back rest cushion
- Forward seating with removable seat cushions (storage beneath)
- Removable Forward Seat backrests
- Removable Bow Table, with cushion top
- Belly band cushion on tower

Exclusions


Owner's personal belongings.

Disclaimer


The Company offers the details of this vessel or yacht in good faith but cannot guarantee or warrant the accuracy of this information nor warrant the condition of the vessel. A buyer should instruct his representatives, agents, or his surveyors, to investigate such details as the buyer desires validated. This vessel or yacht is offered subject to prior sale, price change, or withdrawal without notice.

PHOTOS

Twin Yamahas




Helm




Powder Coated Top



Powder Coated Tower




Ladder to Tower



Livewell



Livewell



Livewell



Bait Prep Sink



Raw Water Washdown



Transom Stereo Remote



Folding Transom Seat




Tackle Storage




Tackle Storage



Helm



Helm



Helm Seats



Teaser Reels



Bow



Storage



Anchor Locker



Looking Aft



Looking Aft



Port Side Looking Aft



Stbd Side Looking Aft



Port Profile



Stbd Profile



Powdercoated Tower



Hardtop



Bow



Bow



Profile



Thru Hull Transducer



Transom Decal



Floor Box



Compass



Dash Storage



Dash Storage



Tabs




Footrest Storage



Head




Head



Console Storage




Battery Charger Monitor



Radio Box



Radio Box



Garmin Display



Cockpit



Cockpit



Tower Controls



Tower Controls



Tower Controls



Garmin Tower Screen




Tower Controls



Looking Into Bow



Tower Cup Holders



GPS



Profile



Twin Yamaha 300s



CONTACTS

Andrey Shestakov, leading yacht broker of the sales department of Shestakov Yacht Sales Inc. Shestakov Yacht Sales Inc., the official representative of the Miami/Fort Lauderdale FL headquarters.

Contact details

Email: **andrey@shestakovyachtsales.com**

Web: shestakovyachtsales.com/en/

Telephones

USA: **+1(954)274-4435**

Office hours

Monday – Saturday: **9:00 - 21:00** EDT

Sunday: **closed**

Address



Harbour Towne Marina, 850 NE 3rd St, STE 213, Dania, FL 33004