

## SEA ACCESS — NEPTUNUS



**Судостроитель:** NEPTUNUS

**Год постройки:** 1997

**Модель:** Моторная яхта

**Цена:** ЦЕНА ЯХТЫ ПО ЗАПРОСУ

**Местонахождение:** United States

**Длина общая:** 55' 0" (16.76m)

**Ширина:** 15' 7" (4.75m)

**Мин. осадка:** 4' 9" (1.45m)

**Макс. осадка:** 4' 11" (1.50m)

**Крейс. скорость:** 23 Kts. (26 MPH)

**Макс. скорость:** 27 Kts. (31 MPH)

Купить **SEA ACCESS — NEPTUNUS** а также выбрать подходящую вам яхту из нашего **каталога яхт** вам поможет опытный яхтенный брокер Андрей Шестаков. На сегодняшний день компания **Shestakov Yacht Sales Inc.** имеет большое количество яхт в **собственном списке продаж**, а также тесно сотрудничает со всеми крупными **яхтенными производителями** по всему миру.

Для того чтобы купить яхту **SEA ACCESS — NEPTUNUS** а также проконсультироваться по любому вопросу связанному с покупкой, продажей, чартером яхт позвоните по телефону **+7(918)465-66-44**.

# ОГЛАВЛЕНИЕ

---

ОГЛАВЛЕНИЕ	2
ХАРАКТЕРИСТИКИ	6
Основная информация	6
Размеры	6
Скорость, вместимость и масса	6
Размещение	6
Корпус и палуба	7
Информация о двигателе	7
ПОДРОБНОЕ ОПИСАНИЕ	8
Walkthrough	8
Salon	8
Galley	9
Dinette	9
Accommodations Steps	9
VIP Cabin	10
Starboard Guest Cabin	10
Guest Head	10
Master Cabn	11
Master Head	11
Foredeck Equipment	11
Aft Deck	12
Tender	12
Flybridge	12
Helm Area	13
Engine Room	13
Electrical System	13
Lazarette	14
Remarks	14

Exclusions	14
Disclaimer	14
Исключения	15
Отказ от ответственности	15
ФОТОГРАФИИ	16
Salon Looking Forward	16
Salon to Starboard	16
Salon to Port	16
Salon Bar	16
Salon Aft to Starboard	16
Salon Aft to Port	16
Galley Looking Aft	16
Galley Looking Forward	16
Galley Looking to Starboard	17
Portside Dinette	17
Lower Helm	17
Lower Helm Garmin	17
Lower Helm AP	17
Garmin Wireless AP Remote	17
Companionway	17
Companionway Electric Panel	17
Starboard Side VIP	18
Portside Guest Cabin	18
Portside Laundry	18
Portside Electric Locker w/Batteries	18
Guest Head	18
Master	18
Master Looking Aft	18
Master Starboard Side Vanity	18

Master Head	19
Bow	19
Bow	19
Windlass Detail	19
Walk Around Side Deck	19
Aft Deck/Davit	19
Aft Deck to Starboard	19
Aft Deck Controls	19
Molded Flybridge Steps	20
Tender	20
Caribe Tender	20
Flybridge Looking Aft	20
Flybridge Aft to Starboard	20
Tender from Flybridge	20
Bar & Seating	20
3 Person Helm Seat	20
Helm	21
Helm Detail	21
Garmin as Plotter	21
Garmin as Video Depth	21
Garmin as Radar	21
Helm Starboard Side	21
Flybridge Autopilot	21
Flybridge Stereo	21
Aft Deck Engine Access	22
Fuel Cleaning/Transfer System	22
Engine Room	22
Port Engine	22
Behind Port Engine	22

---

Starboard Engine	22
Behind Starboard Engine	22
Hour Meter	22
Home Dock	23
Custom Pipe Top	23
Alternate Profile	23
Alternate Profile	23
At Anchor	23
КОНТАКТЫ	24
Контактная информация	24
Телефоны	24
Время работы	24
Адрес	24

# ХАРАКТЕРИСТИКИ

## Основная информация

**Тип судна:** Моторная яхта

**Подкатегория:** Sedan Cruiser

**Модельный год:** 1997

**Год постройки:** 1997

**Страна:** United States

**Верх:** Hardtop

**Открытая палуба мостика:** Да

## Размеры

**Длина общая:** 55' 0" (16.76m)

**Ширина:** 15' 7" (4.75m)

**Мин. осадка:** 4' 9" (1.45m)

**Макс. осадка:** 4' 11" (1.50m)

## Скорость, вместимость и масса

**Крейс. скорость:** 23 Kts. (26 MPH)

**Макс. скорость:** 27 Kts. (31 MPH)

**Чистый вес:** 29 Pounds

**Вместимость воды:** 165 Gallons

**Вместимость сточного бака:** 70 Gallons

**Объем топливного бака:** 900 Gallons

## Размещение

**Всего кают:** 3

**Всего коек:** 4

**Спальные места:** 6

**Всего ком. состава:** 2

## Корпус и палуба

---

**Материал корпуса:** Fiberglass

**Материал палубы:** Fiberglass

**Комплектация корпуса:** Modified  
Deep Vee

**Отделка корпуса:** Aluminum

**Дизайнер корпуса:** Frank Mulder

**Дизайнер экстерьера:** Neptunus

**Дизайнер интерьера:** Neptunus

## Информация о двигателе

---

**Двигатели:** 2

**Производитель:** Caterpillar

**Модель:** 3176

**Тип двигателя:** Inboard

**Тип топлива:** Diesel

# ПОДРОБНОЕ ОПИСАНИЕ

---

## Walkthrough

---

The vessel is entered either onto the swim platform and through the transom door or via gates in the rails on the port or starboard side decks. The Aft Deck is well covered by the extended Flybridge deck above. The Flybridge is fully enclosed and reached via molded stairs from the Aft Deck.

A “Trend” stainless steel trimmed sliding glass door opens to the Salon from the center of the Aft Deck.

Ultra Leather curved seating and maple joinery make for a very open and inviting Salon. Forward and up two steps is the open Galley to starboard with a unique booth style dinette to port. The forward seat of the dinette converts to a helm seat by flipping the backrest aft. When in that position the full lower helm becomes easily usable for the Captain and Co Captain.

Continuing forward are centerline steps to the accommodations area. To starboard is the VIP with double berth. To port is a cabin with twin upper/lower berths. Next forward is a locker with the washer and dryer followed by the Guest Head shared by the two Guest Cabins.

Furthest forward is the Master Cabin with a centerline queen berth and a private Head aft to starboard.

## Salon

---

The Salon is at the same level as the Aft Deck accessed via a stainless steel Trend sliding door, has large side windows, the center of which slides open. Each side has full drapes as does the aft door. To starboard is a curved built in sofa upholstered in ivory Ultra Leather with storage below. A round birds eye maple cocktail table lies in front of the sofa. A Samsung 36” LED TV and Bose sound bar area, mounted above a birds eye maple cabinet to port. In the cabinet is a Sony Blue Ray player and a Yamaha AV receiver. Forward is a small curved loveseat with storage below matching the sofa to starboard. Next forward is a birds eye maple bar with hinged top and two storage lockers for glasses below. Also in the Salon are two built in stereo speakers. Above are five halogen mini spots and a central vac outlet below. AC delivery is via curved soffits running the full length the Salon both port and starboard controlled by digital SMX controls.

The sole is carpeted and covered with a carpet runner. Also in the Salon is the Sea Tel service port in a cabinet forward. The aft door has a sliding insect door.



---

## Galley

---

The Galley is up two steps and forward on the starboard side. Abundant windows give great natural light. The shape is basically U shaped maximizing the counter space.

Equipment includes: U Line under counter refrigerator behind a maple door U Line under counter freezer behind a maple door Kuppersbusch Ceran top four burner cook top Built in Contour stainless steel marine microwave/convection grill Double sink Removable spray faucet Opening side windows port & starboard with drapes (8) Overhead birds eye maple cabinets (3) Under counter birds eye maple cabinets & drawer (2) Under counter birds eye maple drawers Exhaust fan Corian countertops (3) Halogen mini spots Wood planked tiled sole Unique access to the back of the FB electronics Seagull filtered drinking water tap (highest level of filtration exceeding Reverse Osmosis filtration systems) (2) Built in stereo speakers forward (1) Storage locker forward of Galley

---

## Dinette

---

The raised Dinette is to port. The table has a high gloss birds eye maple finish surrounded by an off white Ultra Leather booth style settee that easily seats four. There is cabinet storage and storage under the cushions. A three panel window with drapes is above with the center section opening. Additional light comes from the full beam windshield forward.

Unique to this boat is the fact that the forward settee seat has a reversible seat back that when tilted aft provides a two person helm seat for the lower controls.

Lower control station includes the following equipment:

Sea Star stainless steel helm wheel ACR searchlight controls Raytheon Ray 202 hailer Garmin GPS MAP 52121 radar/plotter/depth/CCTV Trim tab controls Microcommander controls Bow thruster control CAT digital/analog engine gauges Autohelm Tri Data depth/speed/temp Garmin GHC 10 autopilot head Garmin handheld autopilot remote Engine start/stop switches Low idle switch Synchronizer switch Horn switch Uniden VHF remote from Flybridge VHF

---

## Accommodations Steps

---

Six centerline steps lead to the Accommodations. The en suite Master is forward, the VIP is to starboard and to port is a twin berth stateroom. The shared Head is to starboard. At the top of the stairs is the AC and DC electrical panels behind birds eye maple doors. Also within the panel is the analog water tank gauge and the analog waste tank gauge with macerator pump switch.

---

## VIP Cabin

---

Aft from the centerline Companionway on the starboard side is the VIP Cabin with a double berth outboard with a four shelf locker inboard. A pleasing mix of birds eye maple and off white vinyl Whisper Walls give this area a balanced feeling of not too much wood or vinyl. Outboard two opening portholes are behind Roman shades. Also in this area is a Dynex 15" TV/DVD combo, three overhead halogen mini spots, SMX AC controls and a carpeted sole. Forward and outboard is a cedar lined auto lit hanging locker.

In a soffit above the head of the berth are two stereo speakers, two reading lights and an adjacent Kenwood AM/FM/CD Bluetooth stereo. The TV is wired to play through the stereo.

There are rope lights behind the porthole valance.

---

## Starboard Guest Cabin

---

Entered via a hinged birds eye maple door is the twin bed Guest Cabin arranged in an over under bunk fashion, outboard. Each berth is over 7' long and has their own reading lights. Above the upper berth are two opening portholes behind Roman shades and rope lights. At the foot of the berths is a cedar lined auto lit hanging locker and a three shelf locker further forward.

A 15" Toshiba LCD TV/DVD combo is on the inboard bulkhead. It plays over the stereo speaker as desired. Also in this cabin are four overhead halogen mini spots and SMX AC controls and rope lighting behind the valance.

Aft and inboard is a two door locker enclosing the yacht's Laundry Center. It consists of a Whirlpool Thin Twin washer dryer stacked unit behind twin birds eye maple doors. A Kenwood AM/FM/CD Bluetooth stereo and two speakers provide entertainment.

Also unique in this boat is the electric locker. Located in this area within the Starboard Guest Cabin are six batteries, the inverter system and much of the yacht's wiring and breakers.

---

## Guest Head

---

Next forward to starboard is the head shared by both Guest Cabins. The vanity has two cabinet doors below, a Corian countertop with an under mount sink and two tone fixture and an opening porthole with pleated shades above. A cabinet with four mirrored panels provides ample storage above. The toilet is a Raritan Atlantes electric model. The stall shower has a curved sliding door, a light, an exhaust fan and wall

mounted fixture. The sole of this area is a vinyl tile. Two halogen lights are above.

Entry into this cabin is from the VIP and the centerline Companionway allowing the Head to serve both Cabins and as a Day Head.

---

## Master Cabn

---

Entered via an aft facing birds eye maple door is the Master Stateroom with a queen size island berth on centerline with two storage drawers below. Two carpeted steps either side of the berth provide easy access. An upholstered headboard is mounted on a full beam mirrored panel. Above the berth is a AC delivery for an even flow of cool air. An escape hatch above has an Ocean Air sliding shade and screen.

Built in shelves port and starboard provide nightstands. Above the shelves both port and starboard are two (each side) opening portholes behind Roman shades. Above the port light are eight birds eye maple cabinets to port and five to starboard. Aft to starboard is a custom mounted Dynex 20" LCD TV/DVD wired to the Sat TV system. The TV is wired to play through the stereo speakers. Each side of the cabin has a full size cedar lined birds eye maple hanging locker to starboard is a three shelf storage locker and two drawers. To port is a vanity and a stool. Aft to starboard is the en suite Head via a hinged birds eye maple door.

Also in this cabin are digital SMX AC controls, six overhead halogen mini spots, a 12 volt outlet, a full size dressing mirror and a carpeted sole with access to the bow thruster and bilge storage.

The Kenwood AM/FM/CD system has Bluetooth capacity.

---

## Master Head

---

The Master Head is aft to port and has a vanity with two cabinets below. The vanity has a Corian countertop with an under mount sink and two tone fixture and an opening porthole with pleated shades above. A cabinet with four mirrored panels proved ample storage above. The toilet is a Raritan Atlantes electric model. The stall shower has a curved sliding door, a light, an exhaust fan and a wall mounted fixture. The sole of this area is vinyl tiles. There are two halogen lights above as well as rope lighting behind the valance.

Behind the entry door is a five shelf linen closet.

---

## Foredeck Equipment

---

Fiberglass nonskid decks Fiberglass bow pulpit w/stainless steel anchor chute Welded

stainless steel bow rails w/double rail Deck hatch into anchor locker Vetus above deck electric windlass 66 lb. Blue anchor w/300' 3/8" BB chain rode (2) 14" Mooring cleats Inset area for bow sun cushions w/removable sun cushions Deck hatch into Master Cabin Walk around side decks International navigation lights Welded stainless steel bow pennant staff (2) 10" Spring line cleats (2) Black Textulene windshield covers (5) Port & (5) starboard hull side portholes

## Aft Deck

---

Fiberglass nonskid deck Two steps up to side deck both port & starboard Portside hinged transom door (9) Molded steps to Flybridge w/step lights & handrails Aft deck shade, hardtop to transom, new 2015 (2) JL Audio stereo speakers Stainless steel handrails Starboard side docking station w/engine stops, bow & stern thruster controls Storage locker in port & starboard pylaster 4' Fixed platform w/nonskid fiberglass decking Entry hatch to Engine Room & Lazarette (3) Overhead LED lights Low level courtesy LED lights Custom 5' wide fiberglass TNT lift for tender w/above water hydraulic rails Wired & wireless remote for platform Tender chocks on platform Starboard side hot & cold shower Hubbell cable TV/Tel inlet Freshwater spigot Glendinning cable master, 220 volt 50 amp Jabsco shore water inlet w/pressure regulator Marquipt 600 lb. tender davit converted to 12 volt for use without the generator. Installed prior to the TNT platform the davit is still useful to remove props from underwater, lifting heavy items into the Engine Room or retrieving the tender should the TNT platform fail. Portable fish chair

## Tender

---

12' Caribe RIB DL 12 40 HP Yamaha 4 stroke Wheel steering Clarion stereo AM/FM/CD Yamaha tach & speed gauges Seating for 4 5 Person capacity Console handrail Drink holder Nav lights Shower w/water pump Forward step pad Battery w/battery shutoff switch

## Flybridge

---

Fiberglass nonskid decks Large hatch over steps from Aft Deck Custom full hardtop w/overhead LED lighting that has 3 color options (\$28,000) Full enclosure w/(9) U Zips Fiberglass radar arch w/(2) down lights Tinted plexiglass Venturi windscreen L shaped fiberglass seats aft w/removable cushions & storage below, converts to sunbed Fiberglass table at aft seating Bar unit to port w/Raritan icemaker, molded sink & (2) aft facing seats Seagull water filtration tap at sink, also feeds icemaker (4) JL Audio stereo speakers & subwoofer 3 Person bench seat at helm Stainless steel railing around Flybridge steps 110V Outlet at bar LED low level accent lights

---

## Helm Area

---

Analog/digital Cat gauges in birds eye maple dash Centerline helm Stainless steel helm wheel 5" Ritchie Power Damp compass Start/stop controls w/key switches Vetus bow integrated bow/stern thruster control Microcommander single lever electron engine controls Uniden ES VHF radio w/DSC Bennett trim tab controls Autohelm Tri Data speed/depth/log ACR remote searchlight controls Garmin 5212 12" color touch screen plotter, radar, sonar/CCTV VDO fuel tank gauge Sea Tel 4 SAT TV system Clarion AM/FM/CD player w/USB XM Sat radio receiver w/(2) remotes, Flybridge aft & Aft Deck VDO rudder angle indicator High water alarm system Fireboy engine override switch Windlass control Low idle control Garmin Smart Pilot autopilot (2) DC voltmeters Several fold down drink holders DC outlet Garmin 6' open array radar antenna (3) Amps for Clarion stereo system

---

## Engine Room

---

T/600 HP 3176 Cats, 1595 hours Model 585 Microcommander engine controls DC Engine Room blower Twin Disc 1.92 to 1 transmission ratios 2 1/2" Stainless steel prop shafts Dripless shaft seals Racor 500 for generator fuel filtering Racor 1000 filter for main engine Everbuilt 220 volt jet/water tank fresh water pump w/backup pump Two gallon Extrol accumulator tank 30 Gallon Rheem hot water tank Aluminum holding tank w/macerator Y valves for overboard discharge Shower sump Vetus hydraulic steering system Vetus 120 KGF bow thruster FE 241 Engine Room fire system High bilge water alarm (3) Electric/manual bilge pumps 48,000 BTU Cruiseair reverse cycle chilled air conditioner system Dual piston trim tabs (5) Tread oversize ladder in Lazarette from Aft Deck Air Sep crankcase ventilation system Bonding brush for shafts 110V Fluorescent lights 12V Incandescent lighting Flow Scan fuel use monitor reads on Garmin screen includes mains & generator (\$12,000) Oil X Changer oil pump out system (engines & generator) Coolant recovery bottles for main engines PAR diaphragm waste pump (2) Engine Room blowers Site gauges on fuel tanks (4) Auto bilge pumps (2) Fuel polishing & priming systems mounted to fuel tanks Risers recently replaced January 2018 engine service including: engine oils, filters, fuel filters, zincs, etc.

---

## Electrical System

---

(2) 8D Batteries in series for 24 volt starting, new 1/2018 (4) 8D Batteries in parallel for house system, new 9/2016 (2) Battery shutoff switches Iota 75 amp house battery charger Iota 25 amp thruster battery charger (2) 85 Amp Delco Remy alternators Quicksilver galvanic isolator 220 Volt 50 amp shore inlet w/Glending cable master Main breaker panel w/shore/ship selector switch (16) Breaker protected 120 volt circuits at main panel (8) Breaker protected 220 volt circuits at main panel (60) Breaker protected 12 volt circuits at main panel DC Analog volt & amp meters w/(3) place

selector switches at main panel AC Analog volt & amp meters at main panel Generator start/stop controls at main panel Water level gauge at main electrical panel Holding tank gauge at main electrical panel 13.5 KW Westerbeke generator in sound shield w/50 hours SMOH by Westerbeke, 3264 hours total Electrical bonding system Input power selector 208V or 240V in Lazarette w/boost capability (4) Underwater lights Magnum Energy inverter/charger will also start generator at loss of sufficient battery power in order to charge batteries Rex Marine isolation transformer Magnum Energy MS2812 inverter charger, 2800 watts continuous power, 125 amps charging current

Electrical Notes: The current owner enjoyed anchoring out in the Caribbean and equipped the boat to do so without reliance on the generator. The inverter system (with extra batteries) will run the boat up to 12 hours including air conditioning. A 180 amp charging system can recharge the batteries in four hours. The Magnum Energy system will start a generator to charge the batteries then shut off when done. Both the watermaker and the aft crane run from 12 volt DC power. All lights are DC powered. SEA ACCESS was meant to be self sufficient while anchored.

---

## Lazarette

Katadyn 160 GPD 12 volt watermaker 110V Fluorescent lights 12V Incandescent lighting Generator muffler Hydraulic pump for swim platform (2) Engine mufflers TNT mechanism Chest type freezer Generator coolant expansion bottle Glendinning cable reel mechanism Stern thruster

---

## Remarks

SEA ACCESS is a special 55' Neptunus. Designed to anchor out and manage her own power she has served her owners well. For sale as the owners have moved to a larger vessel. She traversed from Puerto Rico to Ft. Lauderdale on her 900 gallons of fuel traveling at 8.5 knots and burning only five gallons per hour total. Her onboard Flow Scan fuel monitoring system reads out (miles to empty) on the Garmin screens making navigation over long passages similar to managing fuel in today's cars!

---

## Exclusions

While every effort was made to list all pertinent included equipment aboard SEA ACCESS, there are some personal belongings aboard. Prospective purchasers should assume any item not specifically mentioned herein will not convey at closing.

---

## Disclaimer

Specifications are provided for informational purposes only. Data was obtained from

sources believed reliable but is not guaranteed by owner or brokers. Buyer assumes responsibility to verify all speeds, capacities, consumption's and other measurements contained herein and otherwise provided and agrees to instruct his agents to confirm such details prior to purchase. Vessel is subject to prior sale, price and inventory changes and withdrawal from market without notice.

## **Исключения**

---

При продаже яхты исключаются личные вещи владельца.

## **Отказ от ответственности**


---

Компания предоставляет описание судна или яхты добросовестно, но не может гарантировать точность этой информации, а также не ручается за техническое состояние. Покупатель должен проинструктировать своих агентов или оценщиков исследовать представленную информацию более подробно, по собственному желанию. Продажа судна или яхты, изменение цены или снятие с продажи будет происходить без предварительного уведомления.


# ФОТОГРАФИИ

---


**Salon Looking Forward**




**Salon to Starboard**




**Salon to Port**



**Salon Bar**




**Salon Aft to Starboard**




**Salon Aft to Port**



**Galley Looking Aft**



**Galley Looking Forward**





**Galley Looking to Starboard**



**Portside Dinette**




**Lower Helm**



**Lower Helm Garmin**




**Lower Helm AP**




**Garmin Wireless AP Remote**



**Companionway**



**Companionway Electric Panel**



**Starboard Side VIP**



**Portside Guest Cabin**



**Portside Laundry**




**Portside Electric Locker w/Batteries**



**Guest Head**



**Master**



**Master Looking Aft**




**Master Starboard Side Vanity**



**Master Head**



**Bow**



**Bow**




**Windlass Detail**



**Walk Around Side Deck**



**Aft Deck/Davit**



**Aft Deck to Starboard**



**Aft Deck Controls**




**Molded Flybridge Steps**



**Tender**




**Caribe Tender**



**Flybridge Looking Aft**



**Flybridge Aft to Starboard**




**Tender from Flybridge**




**Bar & Seating**




**3 Person Helm Seat**




**Helm**



**Helm Detail**



**Garmin as Plotter**



**Garmin as Video Depth**



**Garmin as Radar**



**Helm Starboard Side**



**Flybridge Autopilot**



**Flybridge Stereo**



**Aft Deck Engine Access**



**Fuel Cleaning/Transfer System**



**Engine Room**



**Port Engine**




**Behind Port Engine**



**Starboard Engine**



**Behind Starboard Engine**



**Hour Meter**



### Home Dock



### Custom Pipe Top




### Alternate Profile



### Alternate Profile



### At Anchor



# КОНТАКТЫ

---

Андрей Шестаков (Andrey Shestakov) – ведущий яхтенный брокер отдела продаж яхт и судов компании Shestakov Yacht Sales Inc. Официальный представитель Shestakov Yacht Sales Inc. для русскоговорящих клиентов в центральном офисе компании в Майами/Форт Лодердейл/Флорида/США.

## Контактная информация

---

Email: **andrey@shestakovyachtsales.com**

Web: [shestakovyachtsales.com](http://shestakovyachtsales.com)

## Телефоны

---

Краснодарский край: **+7(918)465-66-44**

США, Майами, Флорида: **+1(954)274-4435**

## Время работы

---

Понедельник – Суббота: **9:00 - 21:00** EDT

Воскресенье: **Закрыто**

## Адрес

---



Harbour Towne Marina, 850 NE 3rd St, STE 213, Dania, FL 33004