

HELMS AWAY — HORIZON



Builder: HORIZON

Year Built: 2007

Model: Motor Yacht

Price: PRICE ON APPLICATION

Location: United States

LOA: 85' 0" (25.91m)

Beam: 20' 0" (6.10m)

Min Draft: 6' 1" (1.85m)

Cruise Speed: 18 Kts. (21 MPH)

Max Speed: 21 Kts. (24 MPH)

Our experienced yacht broker, Andrey Shestakov, will help you choose and buy a yacht that best suits your needs **HELMS AWAY — HORIZON** from **our catalogue**. Presently, at **Shestakov Yacht Sales Inc.**, we have a wide variety of yachts available on **our sale's list**. We also work in close contact with all the big **yacht manufacturers** from all over the world.

If you would like to buy a yacht **HELMS AWAY — HORIZON** or would like help answering any questions concerning purchasing, selling or chartering a yacht, please call **+1(954)274-4435**

TABLE OF CONTENTS

TABLE OF CONTENTS	2
SPECIFICATIONS	7
Basic Information	7
Dimensions	7
Speed, Capacities and Weight	7
Accommodations	7
Hull and Deck Information	7
Engine Information	8
DETAILED INFORMATION	9
INTRODUCTION	9
VESSEL WALKTHROUGH	9
DECK EQUIPMENT	9
BOARDING LADDER	10
AFT DECK	10
SWIM PLATFORM	11
SKY LOUNGE/PILOTHOUSE	11
DAVIT	11
TENDER	11
PILOTHOUSE ELECTRONICS	12
CCTV	13
GALLEY	13
MAIN SALON	13
MASTER STATEROOM AND HIS & HERS HEAD	14
VIP STATEROOM AND ENSUITE HEAD	14
STARBOARD GUEST CABIN AND ENSUITE HEAD	15
PORT GUEST CABIN AND ENSUITE HEAD	15
CREW QUARTERS/AFT	15
ENGINE ROOM	15

GENERATORS	16
ELECTRICAL SYSTEM	16
INVERTORS	16
FUEL POLISHING	17
OIL CHANGE SYSTEM	17
AIR CONDITIONING	17
HEAD SYSTEM	17
STEERING/REMOTE CLUTCH & THROTTLES	17
HYDRAULIC SYSTEM	17
BOW & STERN THRUSTERS	18
STABILIZERS	18
SHIPS COMPRESSOR	18
INTERIOR/EXTERIOR LIGHTING	18
LAZARETTE FREEZER	18
FRESH WATER SYSTEM	18
WATERMAKERS	19
EMERGENCY BILGE PUMP	19
FIRE SYSTEM	19
SAFETY EQUIPMENT	19
ANCHOR SYSTEM	19
AIR DRAFT	19
BROKERS REMARKS	19
EXCLUSIONS	20
Exclusions	20
Disclaimer	20
PHOTOS	21
FOREDECK/SUN PAD	21
FOREDECK	21
FOREDECK/SUN PAD	21

SIDE DECK	21
SKY LOUNGE CABIN TOP	21
SKY LOUNGE AFT DECK	21
SKY LOUNGE AFT DECK	21
SKY LOUNGE AFT DECK GRILL CENTER	21
SKY LOUNGE AFT DECK REFRIGERATOR WITH ICE MAKER	21
SKY LOUNGE AFT DECK	21
TENDER 14' 2014 NOVURANIA	22
TENDER	22
SKY LOUNGE/ENCLOSED BRIDGE HELM	22
HELM	22
SKY LOUNGE HELM	22
SOFA/CONVERTIBLE DINETTE	22
SKY LOUNGE	22
SKY LOUNGE DAY HEAD	22
SKY LOUNGE	22
SKY LOUNGE	22
STAIRCASE GALLEY TO SKY LOUNGE	23
GALLEY WITH FORWARD VIEWING WINDOWS	23
GALLEY WITH FORWARD VIEWING WINDOWS	23
GALLEY	23
GALLEY WITH FLIP DOWN TV	23
GALLEY	23
FORMAL DINING	23
FORMAL DINING	23
FORMAL DINING	23
FORMAL DINING	23
MAIN SALON	24
MAIN SALON	24

MAIN SALON	24
MAIN SALON	24
MAIN SALON	24
MAIN SALON	24
MAIN SALON	24
AFT DECK	24
AFT DECK	24
AFT DECK	24
AFT DECK	25
AFT DECK STAIRWELL TO BOAT DECK	25
TRANSOM	25
TRANSOM/CREW ACCESS	25
PORT SIDE AFT DECK CONTROLS	25
SWIM PLATFORM	25
COMPANION WAY TO OWNERS & GUEST CABINS	25
MASTER STATEROOM	25
MASTER STATEROOM	25
MASTER STATEROOM	25
MASTER STATEROOM	26
MASTER STATEROOM	26
MASTER STATEROOM HIS & HERS HEAD	26
HIS & HERS HEAD	26
HIS & HERS HEAD	26
HIS & HERS HEAD	26
HIS & HERS HEAD	26
HIS & HERS HEAD	26
VIP STATEROOM	26
VIP STATEROOM	26
VIP GUEST STATEROOM	27

VIP GUEST STATEROOM HEAD	27
STARBOARD GUEST STATEROOM	27
STARBOARD GUEST STATEROOM	27
PORT GUEST STATEROOM WITH PULLMAN UPPER BERTH	27
PORT GUEST STATEROOM	27
PORT GUEST STATEROOM	27
PORT GUEST HEAD	27
CREW GALLEY/LOUNGE	27
CAPTAINS CABIN	27
STARBOARD AFT CREW CABIN	28
ENGINE ROOM	28
ENGINE ROOM	28
ENGINE ROOM	28
ENGINE ROOM	28
ENGINE ROOM	28
CONTACTS	29
Contact details	29
Telephones	29
Office hours	29
Address	29

SPECIFICATIONS

Basic Information

Category: Motor Yacht

Sub Category: Sky Lounge

Model Year: 2007

Year Built: 2007

Country: United States

Vessel Top: Enclosed Pilothouse

Fly Bridge: Yes

Dimensions

LOA: 85' 0" (25.91m)

Beam: 20' 0" (6.10m)

Min Draft: 6' 1" (1.85m)

Speed, Capacities and Weight

Cruise Speed: 18 Kts. (21 MPH)

Cruise Speed Range: 1000

Max Speed: 21 Kts. (24 MPH)

Gross Tonnage: 97 Pounds

Water Capacity: 420 Gallons

Holding Tank: 300 Gallons

Fuel Capacity: 2650 Gallons

Accommodations

Total Cabins: 4

Sleeps: 8

Total Heads: 6

Captain Cabin: True

Crew Cabin: 2

Crew Berths: 3

Crew Heads: 1

Hull and Deck Information

Hull Material: Fiberglass

Deck Material: Fiberglass

Hull Configuration: Modified V-Hull

Hull Designer: John Lindblohm

Exterior Designer: John Lindblohm

Interior Designer: Horizon Yachts

Engine Information

Engines: 2

Manufacturer: Caterpillar

Model: C32 Accerts

Engine Type: Inboard

Fuel Type: Diesel

DETAILED INFORMATION

INTRODUCTION

This 85' Horizon Sky Lounge Motor Yacht represents one of the most extensively customized Horizons built. She features a custom enclosed (larger) sky lounge that accommodates a day head. She has a true four stateroom layout, plus two crew cabins and has a fully customized interior. You will not find a more customized 85 Horizon than "**Helms Away**". She features his and hers baths in the master stateroom. A very large comfortable main salon with a formal dining area and a gourmet country kitchen style galley. She has significant upgrades to the interior and exterior such as ABT zero speed stabilizers, day head in sky lounge and on main deck, upgraded 3000 PDS crane, Algae X fuel treatment center, Headhunter sewage treatment center, and an upgraded commercial navigation system. She is powered by the upgraded larger Caterpillar C32A engines. "**Helms Away**" has been highly maintained regardless of cost by her knowledgeable owner and full-time experienced captain. She completed a full interior refit in 2014 using the finest interior designs, wood, fabrics and stones.

VESSEL WALKTHROUGH

"**Helms Away**" features four well-appointed staterooms each with ensuite baths, including his and hers bath in the master, spacious separate dining area and enclosed bridge/sky lounge area. Entering the main salon from the aft deck to starboard is a custom-built upholstered L-shaped white sofa with matching ottoman-style coffee table and matching occasional chair. To port are storage cabinets with granite tops on an entertainment center that is equipped with a hi-lo TV lift including a 50" flatscreen television and an upgraded Bose LS48 audio system. The salon is accentuated by a custom tray ceiling with soffit, upgraded LED lighting, fine art sconces and wood trim. Moving forward is a separate dining area and to port are the stairs leading up to the sky lounge. As you step up to teak and holly floors, to starboard is the large wrap-around galley with granite counter tops. Forward is the large country kitchen-style leather dinette with granite table that look out through the large forward viewing windows. To port, stairs leading down to the staterooms forward is the VIP stateroom with centerline island queen berth, built in nightstand with granite top, dresser, hanging lockers, both port and starboard side. To port is ensuite head with shower, head and vanity. Moving aft and to starboard is the guest stateroom with Queen berth, nightstand with granite top, dresser, hanging locker and ensuite head. Located in the companionway to starboard is the enclosed GE stackable washer and dryer, then a port guest stateroom with upper and lower berths and full ensuite head. Further aft is the master stateroom with centerline king bed, mirrored bulkhead, custom drawers with port and starboard storage, port and starboard, along with walk-in cedar closet. The ensuite his and hers heads include sinks with custom counter tops and flooring, as well as many recent décor upgrades.

DECK EQUIPMENT

- Fiberglass non-skid decks
- Tempered glass sliding hatch to close off steps up from aft deck to boat deck
- Trend automatic sliding stainless steel trimmed door to sky lounge from boat deck
- Free standing wet bar w/BBQ & sink
- (2) Siemens electric grills
- U-Line refrigerator behind fiberglass door with ice maker
- Portside remote w/Glenn engine control remote including thruster controls aft deck
- Frameless windows flanking the entry door
- L-shaped settee w/small adjustable table, cushions, cover & storage below sky lounge aft deck
- Extended FRP overhead for shade of settee area
- (4) Step stainless steel ladder to sky lounge coach roof with hatch
- Rope lighting in toe kick of bar & settee sky lounge aft deck
- (3) Overhead lights
- Bose LCD stereo controller in portside locker
- (2) Overhead speakers

- EZ removable chock plates imbedded in deck
- Oversized drains w/strainers on each corner of boat deck w/internal overboard drains
- Fiberglass mast on sky lounge coach roof w/radar antennas & KVH domes w/LED white & blue spreader lights
- Stainless steel flag staff on aft end of boat deck
- ACR EPIRB w/hydrostatic release
- Fiberglass non-skid decks
- Full walk-around side decks
- Signature Horizon raised bulwarks for safety
- Oversized 2" bow rails mounted on raised bulwarks
- Boarding gates, port & starboard, outboard of galley pantograph doors and port & stbd aft deck
- Delta "T" vents inboard of walk-arounds for maximum dry air delivery
- Black Textilene windshield covers pilothouse & galley
- Frameless cabin side windows w/dark tint
- Chain lockers with divider & drains
- Deck access to chain locker
- MBQ stereo speakers at bow seat
- West Marine stereo in bow locker
- Freshwater wash down (3) transom, fore deck & boat deck
- Bow seating w/removable cushions, stainless steel footrest & covers
- Large Sunbrella sun pad w/cover & Lucite drink holders
- Teak covered aft facing bow seat, forepeak
- Forward facing hailer horn
- Stainless steel bow pennant staff 24" removable
- Trunk cabin storage lockers under sunpad w/gangway, port & starboard
- Pantograph entry doors to galley area, port & starboard

BOARDING LADDER

- (6) Step Sea Stair with 2 handles with boarding at all gates (Marquipt)
- Stows port bow bosun locker

AFT DECK

- Headroom 6'7"
- Upholstered bench seating aft w/removable cushions, cover, storage below, & matching ottoman
- Trend stainless steel sliding entry door to salon
- Glendinning engine controls plus bow & stern thruster controls recessed locker port side aft deck
- Over-sized high gloss teak dining table w/cover & stainless steel pedestals w/(5) dining chairs
- (2) Bose aft deck system
- (14) Overhead LED lights upgraded from halogen w/dimmer
- (2) Fiberglass hinged child gates to swim platform
- Fiberglass hinged bulwark doors, port & starboard, note/swing out
- (3) Curved teak tread steps to swim platform w/step lights, port & starboard, upgraded LED lights
- (3) Removable 2' hoop rails aft on swim platform w/center rail storage sockets
- Custom stainless steel oversized swim ladder in custom hatch built into swim platform
- Dockside water inlet w/pressure regulator on quick connect upgraded to fill water tank through filter
- (4) Underwater lights aft across transom/white only
- 100 amp shore cord connection w/Glendinning cable reel to starboard 100 amp x 80'
- Hubbell phone & TV inlet w/cords
- (2) Aft docking halogen lights integrated into hardtop
- Custom stern corner hawsers for tender towing or stern mooring
- Aft facing hailer horn
- Maxwell 2200lb 24v capstans w/foot switches, port & starboard, aft deck

- (8) Curved teak tread steps to boat deck w/upgraded LED step lights
- Custom boat hook storage, port & starboard, cabin bussel
- Hot & Cold shower on swim platform with pull out sprayer
- (2) Extra receiver sockets on swim platform for rail storage
- Saltwater wash down spigot

SWIM PLATFORM

- 5' teak
- fish box w/lid
- Port & stbd 18" stainless steel cleats
- (3) removable Euro style rails
- Access port & stbd stairwells w/teak treads
- LED courtesy step lights
- Panographic transom water tight door crew access
- Storage sockets for (1) hoop rail
- (6) step stainless steel recessed swim ladder
- Aft deck overhang recessed Morse Docking Lights

SKY LOUNGE/PILOTHOUSE

Headroom 6'9"

The Pilothouse and Sky Lounge is entered via the curved steps from the country kitchen area or via the electric sliding stainless steel entry door from the boat deck. Starting forward is the centerline helm with electronics. Three large windshields with only two mullions offer excellent forward visibility. The flooring in the Helm area is teak and holly. To starboard are two storage cabinets, one to port. Behind dark glass panels are the yacht's DC 24-volt navigation system panel with 30 breaker protected circuits and a digital volt and amp meter. Next forward is a DC 24 ship's panel.

Aft is the carpeted sky lounge portion of this area. A raised settee with storage below to seat six to eight people is port aft. An adjustable height burl wood cocktail table in front of the settee converts to berth.

Center-line is the sliding stainless entry door. Aft is an entertainment center with a pop-up Pioneer Elite 50" TV and pop-up library shelves, Bose multimedia AM/FM/CD/DVD player and a Direct TV receiver behind a Makore door.

- Rope lights behind the valances
- Toe kick for sofa
- Bose LSX
- HP all in one printer
- Ventilation hatch for ventilation
- Kidde smoke/CO detector
- Central vacuum outlet (Nutone)

DAVIT

- Upgraded 3000lb hydraulic/24v w/boom & rotation/Steelhead SM 3000 R
- Launches tender off starboard side only
- Lift cable replaced 2014

TENDER

- **14' 2014 Novurania** 430 DL/Hard bottom inflatable
- 60 HP Yamaha/Four stroke w/electric start/ power trim & tilt with 104 hours
- 3 blade stainless steel prop
- Bow rail stainless steel
- Bow seat with cushion and storage below
- Center bench seat with cushion and storage below
- Center Console with tinted windshield and cover
- Steering wheel 13" stainless steel
- Compass magnetic/3" Ritchie
- GPS with chart/Garmin GPS Map 547 with cover
- VHF ICOM IC-M412
- 12v plug with waterproof cover
- AM/FM stereo with (2) 6" speakers Jensen
- Navigation lights
- Bilge pump
- Yamaha tachometer/speed & fuel gauge
- Raymarine digital depth finder
- Trim Tabs
- Port & stbd fiberglass step plates
- Lift bridle
- Strong back
- Deck tie downs
- Storage cover
- Tender launch starboard side only

PILOTHOUSE ELECTRONICS

- Compass/Magnetic 6" Danforth Constellation w/chrome binnacle
- Radar JRC 5300 Series 24 kW black box w/ARPA 96 mile w/6' open array
- Radar JRC 5300 Series 10kW black box w/ARPA 96 mile w/4' open array
- Both Radars X Ban, color, AIS
- AIS/JRC JHS-182 w/6" display screen & pilot plug
- (3) 19" Nauticomp display screens
- GPS compass w/6" display screen/JRC-GPS compass 3D/New 2/2016
- VHF w/remote mic/Icom-IC-M504
- VHF w/remote mic/Uniden UM625C
- Autopilot/Simrad AP50 w/rudder indicator
- (Note) autopilot Servo pump replaced 7/2017
- Depth finder/Log/Sea water temp/Simrad IS15
- Wind/Speed/Direction Simrad IS20/ new 12/2016
- Ships system profile monitor system
- Bilge pumps (5) Auto/manual w/high water alarms
- Sump pumps (3) Auto/manual w/high water alarms
- Trim tabs/electric hydraulic w/trim indicator
- Delta "T" control panel w/6" display panel touchscreen
- Backup GPS/Garmin GPS Map 547 remote from tender
- Chart System/Nobeltec XO Odessey V2.0.2/update 2014
- Nobeltec w/stand alone VEI computer
- Tank tender/Hart fuel+water level
- Tank Sentry/Headhunter fuel tanks+water tanks w/alarms
- Stabilizers/ABT touchscreen control panel
- Depth finder/color graph JRC color echo sounder
- Searchlight electric remote/Sanshin HR-1012
- Night vision camera/FLIR Mariner
- Horns triple trumpet Buells w/Kahlenberg M-511A whistle control panel

- (Note) Horn air compressor 110v replaced 3/2016
- Anchor windlass remote up & down controls
- Windshield wipers (3) Speich 28" w/5 settings intermittent & continuous
- Electronic clutch & throttles w/synchronizer & trolling valve (Glendinning)
- Electronic engine monitors/Caterpillar
- Hi & Low idle setting
- Fire Alarm/Fireboy automatic engine/air intake shut down system
- Emergency clutch & throttle back-up system
- Generator digital monitor gauges/hours, RPM's, oil pressure, water temp., hertz, voltage
- "V" Cool on forward Pilothouse windshields & side windows
- Stereo AM/FM w/CD player(Sony CDxGT-1505) w/(2) speakers
- Printer/XP 830 Epson
- Barometer/Weems&Plath 3 1/2"
- Bow & stern thruster controls/Hydraulic ABT

CCTV

- Control panel in Pilothouse/Pelco KBD200A
- (6) Fixed cameras, (2) engine room, boat deck port side, aft deck, stbd side, port side and center

GALLEY

- Headroom 7'4"
- SubZero 700 TCI refrigerator w/ (2) freezer drawers
- SubZero 700 refrigerator freezer drawers forward of the galley
- GE stainless steel oven
- GE Profile 4burner Ceran cooktop
- GE Quiet Power 3 dishwasher
- GE Profile microwave/convection oven w/exhaust fan
- GE Trash compactor
- Double under mount stainless steel sinks
- Blanco removable spray faucet
- Instahot dispenser
- Filtered treated drinking water tap
- Insinkerator garbage disposal w/air switch
- Full pantry w/roll out drawers
- Fold up Sharp Aquos 15" LCD TV
- Additional air handler for galley area
- Bose stereo control system
- Pantograph door to both port & starboard side decks
- Overhead LED mini spots
- Central vacuum inlet

Forward is a U-shaped dinette with storage below. There is also storage forward of the dinette under the windshield. An expansive three panel windshield forward offers excellent views and great natural light. The entrance to the lower deck is forward and to port. Storage lockers are to both port and starboard of the steps. Aft is a two-door pantry followed by the main deck's day head beside the dining salon. The day head is finished with granite countertops and decorative sink with custom faucets. The overhead is mirrored, and floor finished with holly sole. There is also a beveled glass mirror over the sink.

MAIN SALON

- Headroom 6'7"
- Upholstered large white Lshaped sofa

- Matching ottoman style coffee table
- Matching arm chair
- Built-in storage cabinets w/granite top to port & burl wood columns on starboard separates salon from dining area plus hi/lo library shelves
- Entertainment center w/hilo lift for TV, upgraded Bose LS 48 audio system
- Custom tray ceiling w/soffit, LED lighting & wood trim
- Custom window treatment
- Dining table w/6 custom upholstered dining chairs

MASTER STATEROOM AND HIS & HERS HEAD

- Headroom 6'10"
- King-size berth w/custom bedding, drawer storage below, rope lighting on perimeter
- Upholstered headboard set upon a mirrored bulkhead
- (2) Built-in nightstands flanked by (2) burl wood columns
- (2) Decorative sconce lights, port & stbd
- Built-in dresser w/granite top & 12-drawers to starboard
- Built-in 6-drawer with 2 hanging lockers on port
- Cedar-lined closet w/auto light
- (2) Oversized port lights w/stainless steel weather covers
- Built-in Sharp Aquos 37" LCD TV w/full Bose LS48 surround sound
- Built-in cabinet housing Direct TV receiver, CD/DVD & upgraded Bose A/V system
- Shoji screens sliding to conceal portholes w/stainless steel covers
- Emergency escape hatch to the main deck
- Area rug over a mahogany and holly sole
- His and hers bath w/custom quartz vanity tops, medicine cabinets, full shower w/glass
- Large carpet over mahogany floor

VIP STATEROOM AND ENSUITE HEAD

- Headroom 6'8"
- Queensize berth w/large drawers below, custom spread & shams
- Upholstered headboard w/3 framed mirrors on bulkhead & (2) fine art lamps and full overhead reading lamps
- Built-in nightstands w/2 drawers and granite tops
- Emergency escape hatch blends well into the headliner
- Custom ceiling detail w/beveled mirrors
- Rope lighting behind high gloss Makore trim
- Storage cabinets below, port & starboard
- Sliding Shoji panels w/2 stainless steel portholes w/covers, port & starboard
- Hanging lockers w/cedar lining, auto light & digital safe
- Built-in Sharp 20" Aquos TV, Bose stereo speakers, Direct TV, Bose AM/FM/CD/DVD receiver system
- Kidde CO/smoke detector
- Carpet flooring
- Marine Air digital AC controls
- Vanity with cabinet below
- Stone vanity countertop
- Full size shower w/2 glass doors & Grohe fixture
- (2) mirrored medicine cabinet doors
- Stainless steel opening porthole behind Silhouette shade & large beveled edge mirror
- (2) Linen locker doors and mirrored overhead
- Headhunter head

STARBOARD GUEST CABIN AND ENSUITE HEAD

- Headroom 7'3"
- Queen-size berth w/custom shams, spread & storage below
- Built-in nightstand & reading lamps
- Upholstered headboard & mirrored bulkhead
- Built-in dressers
- Hanging locker
- Shoji sliding screens covering 2 oversized opening portholes
- Private bath vanity, full size shower, mirrored medicine cabinet
- Sharp 20" TV w/Bose AM/FM/CD/DVD receiver system

PORT GUEST CABIN AND ENSUITE HEAD

- Headroom 6'9"
- Upper & lower twin berths w/custom spread, storage below
- Built-in 2-drawer nightstand
- Hanging locker
- Opening portlight
- Ensuite guest bath w/vanity, stall shower, mirrored medicine cabinet
- AM/FM/CD radio

CREW QUARTERS/AFT

From the aft port corner of the salon, curved steps with rope lighting lead down to the crew quarters and engine room access. Crew accommodations for up to three in two cabins and shared crew head.

- Captain's cabin aft w/double berth, upholstered headboard, reading lights & 3 drawer nightstand
- (4) Storage lockers & drawers, full size hanging locker
- (2) Portholes w/SS covers
- Sharp 20" TV, Direct TV, DVD/CD player, stereo & (2) speakers
- (2) digital A/C controls
- Crew head w/stall shower, vanity, sink, porthole w/cover & LED lighting
- Crew cabin to stbd w/upper & lower berths, (upper berth folds up) & reading lights
- Cedar lined hanging locker, storage drawers
- Sharp 15" TV & stereo speakers

ENGINE ROOM

- Headroom 6'8"
- **Caterpillar C32 Accerts 1825 HP w/block heaters, 2910 hours**
- **Gears ZF/Model 2070 A/Ratio 2.467:1**
- Full beam
- Access door with viewing port table
- Overhead lights 24v & 110v flourescent
- Intake fans 220v Delta "T" (2) & exhaust
- Intake/exhaust fans, auto/manual speed
- Fuel tanks w/sight gauges/tank tender/tank sentry
- Fresh water outlet with hose
- Paper towel holder with paper towels
- (2) plastic garbage cans
- Custom tool box bins

- Overhead stainless grab rails
- Flashlight w/holder/mag light 10"
- Fuel transfer pump 24v

Main engine manual gauge panel: °Start/Stops °Digital tachs °Oil pressure °Fuel pressure °Voltmeter
°Engine oil temperature °Transmission oil pressure °Transmission oil temperature °Jacket water temperature

- Secondary fuel filter manual primer
- Main engine block heaters
- (2) C.C.T.V. cameras forward engine room
- (2) 110v outlets with ground
- **Main Engine exhaust risers/DeAngelo/new 7/2017**
- (2) Additional hand held fire extinguisher
- Triple Racor 1000 fuel filters with vacuum gauge
- Overhead engine removal soft pad
- **Main engine sea cocks serviced 12/2016**

GENERATORS

- Upgraded from standard 27kW's
- **32kW/1800 RPM Kohler w/soundshield/3013 hours port**
- **32kW/1800 RPM Kohler w/soundshield/2053 hours stbd**
- Start/Stop control pads on both generators
- Start/stop controls at ships main electrical panel
- Remote monitors in Pilothouse on both generators
- Fuel filters/Racor 500 w/vacuum gauge
- Auto oil change on both generators
- P.T.O. on starboard Genset for Zero Speed Stabilizers
- Back up ships hydraulic system on stbd generator P.T.O.

ELECTRICAL SYSTEM

- Single Phase 12v/24v/120v/220v
- Batteries main engines (4) gel cell 8 D's original
- Generators (2) gel cell 4 D's original
- House batteries (8) AGM's 8D's/new 5/2017
- Charger/main engines 50 amp Charles/24v
- Charger/generators 20 amp Charles/12v
- (2) 100 amp x 80' shore cords, bow & stern on Glendinning Cable Master
- (2) Isolation transformers w/Buc Auto Boost
- Main breaker panel/loc. stairwell from salon to crew
- (6) Sub breaker panels
- Main breakers on incoming shore cords w/voltage meters
- (1) Smart Y 100 amp to (2) 50 amp adaptor
- (1) 100 amp/480 three phase to 240v single phase adaptor
- Battery parallel system for main engines and generator emergency start

INVERTORS

- (2) Xantrex Invertors with chargers/ location stbd aft Lazarette
- 4000 watt invertors
- SW/ model #S104024MC2
- Charger 120 AMP variable output

FUEL POLISHING

- 110v Reverso w/timer and 30 micron filter element
- Algae x fuel treatment center

OIL CHANGE SYSTEM

- Reverso 24v/ mains, gears & generators

AIR CONDITIONING

- Marine Air Reverse Cycle & Dehumidify Mode
- (3) 5 ton chillers 220v w/soft starts
- (13) Air handlers with digital thermostats
- Single circulating fresh water pump w/spare pump on board
- (2) Raw water pumps 220v
- Both pumps on single sea cock with sea strainer
- System descaled 8/2017
- Sea water discharge port side above water
- "V" Cool on galley, 3 forward windows
- "V" Cool on all sky lounge/pilothouse windows
- Loop water pressure gauge/note: runs at 24lbs w/accumulator tank
- Manual loop water fill
- All air conditioning ducts cleaned 4/2017

HEAD SYSTEM

- (8) Headhunter fresh water royal flush heads
- Upgraded slow close lids (no slamming the toilet seats)
- Head USCG approved biologic treatment plant
- Optional ozone pump

STEERING/REMOTE CLUTCH & THROTTLES

- Helm wheel 24" with high gloss varnished teak rim
- Electric combination clutch & throttles (Glendinning)
- Synchronizer
- Trolling mode
- Back up controls
- Inlet in port locker on boat deck for remote controls
- Aft deck port side electronic clutch and throttle with bow and stern thruster control
- Aft deck controls in recessed cabinet with lid
- Aft deck hard wired remote clutch/throttle/thrusters with 30' cord
- Power steering pumps on port & stbd main engines
- Port steering ram rebuilt 8/2015
- Stbd steering ram rebuilt 9/2016
- Steering system/Hynautic Seastar
- Port & stbd hydraulic steering heat exchanger's new 8/2017

HYDRAULIC SYSTEM

- P.T.O's off port & stbd main engine gears

- Bow & stern thrusters
- Stabilizers
- Anchor Windlasses
- Davit has its own hydraulic system

BOW & STERN THRUSTERS

- Bow thruster hydraulic w/ 12" tube/ 38 HP/ 4 blade dual prop's
- Stern thruster hydraulic w/ 12" tube/ 38 HP/ 4 blade dual prop's
- PTO's off port & stbd main engines
- Stations/Pilothouse, aft deck control

STABILIZERS

- ABT 12 sq.ft. Fins
- Upgraded to Zero Speed 2011
- Zero Speed system serviced 3/2014
- Stabilizers service drop fins, new seals, change oil, replace hydraulic actuator rams 11/2015
- ABT service intervals at every 2000 hrs. present hrs 2910 hrs 12/13/2017, last serviced at 2417 hrs

SHIPS COMPRESSOR

- 110V Service horns, Air Station w/hose in engine room

INTERIOR/EXTERIOR LIGHTING

- All halogens upgraded to LED lights 24v

LAZARETTE FREEZER

- Whynter/stainless steel 26" H x 17" W x 18" D
- Air condition duct in Lazarette
- LED freezer operation monitor light in crew galley

FRESH WATER SYSTEM

- (2) Stainless steel 209 gallon each
- (1) Fresh water pump Headhunter Mach V 240v
- Fresh water pump back-up Headhunter Excalibur 24v
- Filter 5"x10" Big Blue Cartridge water filter after pump
- Sanatron Ultra Violet Sanitizer, after accumulator tanks
- Galley water filter 10" carbon filter cartridge style
- Instahot water in Galley w/filter
- Ships water softening system/Yacht Mate Model 1004/ new 12/2015
- Fresh water wash downs (3) stbd transom, boat deck, bow
- Shower hot & cold w/pull out sprayer transom
- Salt water wash downs transom & anchor chain
- (2) 30 gallon hot water heaters (Torrid) 220v
- His & Her heads with hot water circulating pump with timer
- Fresh water tank level monitor w/low water alarm, crew area/Headhunter

WATERMAKERS

- Cruise RO 1800 GPD Watermaker w/auto fresh water flush w/7 hrs installed new 11/2017
- Sea Recovery Aqua Whisper 1400 GPD w/auto fresh water flush w/400 Hours (Note) new membranes, new control board 8/2015

EMERGENCY BILGE PUMP

- 110v submersible portable pump

FIRE SYSTEM

- Engine room/Fireboy FE241/next certification 4/2018
- Hand holds/next certification 4/2018
- Automatic engine/air intake shut down
- Fire station/located stbd side aft deck w/75' water hose
- Fire station pumps off port main engine sea water

SAFETY EQUIPMENT

- Owners stateroom & VIP stateroom w/secondary escape hatch
- 30" life ring with holder, boat deck
- ACR EPIRB w/hydrostatic release
- Life raft 8 man canister w/hydro static release (Viking)
- Life raft new 2/2016 next certification 2/2019

ANCHOR SYSTEM

- Dual 176/lbs kedge style anchors stainless steel
- upgraded stainless steel swivel shackles (Kong Italy) new 11/2015
- Anchor chain 250' x 3/8" high tensile w/painted 25' increments
- Dual 3500 lb hydraulic chain windlasses w/snubbers/Maxwell VWC 3500
- Stainless steel anchor Strike Plates
- Fore deck up & down foot controls
- Plug in hand held remote fore deck
- Pilothouse up & down remotes
- Divided chain locker
- Anchor chain salt water wash down
- Fore deck chain locker access hatch
- Hydraulics for windlass off port & stbd main engines
- Hydraulics also off starboard generator

AIR DRAFT

- 29' 7" top of anchor light
- 31' 11" top of antenna's

BROKERS REMARKS

Helms Away is without a doubt an excellent example of this ever popular Horizon Sky Lounge M/Y. Having been custom built originally is reflected throughout the execution of the thought and detail put forth in all systems,

choice of materials, utilization of her layout for ease of maintenance and comfort for extended cruising by her owners, guest and privacy from crew. Safety and comfort from her Zero Speed stabilizers, state-of-the-art commercial grade navigation system to secondary emergency exits in several staterooms. **Helms Away** features all the amenities of a 100' yacht in a manageable 85' and will appeal to a knowledgeable buyer appreciative of a truly well maintained highly option pedigree yacht.

EXCLUSIONS

Owners personal items, tools unless for a specific use of the yachts systems. **A detailed list will be provided upon request at time of sale.**

Exclusions


Owner's personal belongings.

Disclaimer


The Company offers the details of this vessel or yacht in good faith but cannot guarantee or warrant the accuracy of this information nor warrant the condition of the vessel. A buyer should instruct his representatives, agents, or his surveyors, to investigate such details as the buyer desires validated. This vessel or yacht is offered subject to prior sale, price change, or withdrawal without notice.

PHOTOS


FOREDECK/SUN PAD



FOREDECK



FOREDECK/SUN PAD



SIDE DECK




SKY LOUNGE CABIN TOP



SKY LOUNGE AFT DECK




SKY LOUNGE AFT DECK



SKY LOUNGE AFT DECK GRILL CENTER




SKY LOUNGE AFT DECK




SKY LOUNGE AFT DECK REFRIGERATOR WITH ICE MAKER




TENDER 14' 2014 NOVURANIA




TENDER




SKY LOUNGE/ENCLOSED BRIDGE HELM




HELM




SKY LOUNGE HELM



SOFA/CONVERTIBLE DINETTE




SKY LOUNGE



SKY LOUNGE DAY HEAD




SKY LOUNGE




SKY LOUNGE




STAIRCASE GALLEY TO SKY LOUNGE




GALLEY WITH FORWARD VIEWING WINDOWS




GALLEY WITH FORWARD VIEWING WINDOWS




GALLEY




GALLEY WITH FLIP DOWN TV



GALLEY




FORMAL DINING



FORMAL DINING




FORMAL DINING



FORMAL DINING




MAIN SALON




MAIN SALON




MAIN SALON




MAIN SALON




MAIN SALON




MAIN SALON




MAIN SALON




AFT DECK




AFT DECK




AFT DECK




AFT DECK




AFT DECK STAIRWELL TO BOAT DECK




TRANSOM




TRANSOM/CREW ACCESS



PORT SIDE AFT DECK CONTROLS




SWIM PLATFORM




COMPANION WAY TO OWNERS & GUEST CABINS



MASTER STATEROOM




MASTER STATEROOM




MASTER STATEROOM




MASTER STATEROOM




MASTER STATEROOM




MASTER STATEROOM HIS & HERS HEAD




HIS & HERS HEAD




HIS & HERS HEAD



HIS & HERS HEAD




HIS & HERS HEAD



HIS & HERS HEAD




VIP STATEROOM




VIP STATEROOM




VIP GUEST STATEROOM




VIP GUEST STATEROOM HEAD




STARBOARD GUEST STATEROOM



STARBOARD GUEST STATEROOM




**PORT GUEST STATEROOM WITH PULLMAN
UPPER BERTH**




PORT GUEST STATEROOM




PORT GUEST STATEROOM




PORT GUEST HEAD




CREW GALLEY/LOUNGE



CAPTAINS CABIN




STARBOARD AFT CREW CABIN




ENGINE ROOM




ENGINE ROOM




ENGINE ROOM



ENGINE ROOM



ENGINE ROOM



CONTACTS

Andrey Shestakov, leading yacht broker of the sales department of Shestakov Yacht Sales Inc. Shestakov Yacht Sales Inc., the official representative of the Miami/Fort Lauderdale FL headquarters.

Contact details

Email: andrey@shestakovyachtsales.com

Web: shestakovyachtsales.com/en/

Telephones

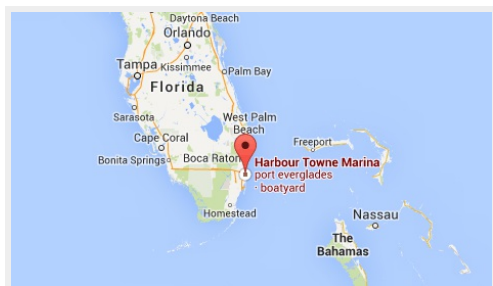
USA: +1(954)274-4435

Office hours

Monday – Saturday: **9:00 - 21:00** EDT

Sunday: **closed**

Address



Harbour Towne Marina, 850 NE 3rd St, STE 213, Dania, FL 33004