

## ISLAND GIRL — L&H



**Builder:** L&H

**Year Built:** 2017

**Price:** PRICE ON APPLICATION

**Location:** United States

**LOA:** 33' 0" (10.06m)

**Beam:** 12' 2" (3.71m)

**Min Draft:** 3' 0" (0.91m)

**Cruise Speed:** 30 Kts. (35 MPH)

**Max Speed:** 33 Kts. (38 MPH)

Our experienced yacht broker, Andrey Shestakov, will help you choose and buy a yacht that best suits your needs **ISLAND GIRL — L&H** from **our catalogue**. Presently, at **Shestakov Yacht Sales Inc.**, we have a wide variety of yachts available on **our sale's list**. We also work in close contact with all the big **yacht manufacturers** from all over the world.

If you would like to buy a yacht **ISLAND GIRL — L&H** or would like help answering any questions concerning purchasing, selling or chartering a yacht, please call **+1(954)274-4435**

# TABLE OF CONTENTS

TABLE OF CONTENTS	2
SPECIFICATIONS	6
Overview	6
Basic Information	6
Dimensions	6
Speed, Capacities and Weight	6
Accommodations	6
Hull and Deck Information	7
Engine Information	7
DETAILED INFORMATION	8
Note:	8
Accommodation	8
Deck Equipment	9
Fishing Equipment	10
Electronics and Helm Consoles	11
Hull	11
Electrical System	12
Mechanical Equipment	12
Exclusions	13
Broker Comments	13
Disclaimer	13
Exclusions	13
Disclaimer	13
PHOTOS	14
Off the dock	14
Custom Bluewater Chairs	14
Custom helm pod, thruster control button single levers	14
Garmin Full Touchscreen package	14

Polycarbonite enclosure panels with vent	14
Custom Teak cap railing	14
No-Step walkaround, non-skid decks, Custom toe rail with chrome chafe guards	15
GG canvas, perfectly tailored	15
Analog gauges, digital tachs, Glendinning Controls	15
Touchscreen Garmin	15
Smartcraft Digital Engine Display, 150 hours!	15
Fold-up table top	15
Sunbrella pillows	16
Custom trolling seat	16
Removable backrest	16
Bait freezer and storage	16
Cabin Entry, removable door panels	16
Cabin	16
Cabin entry with grabrail	16
Galley counter	16
V-berth with storage drawers	17
Storage cabinets, A/C control, stereo	17
Freshwater head	17
Main Electrical panel	17
LG Microwave	17
Helm Console	17
Exterior systems switch panel, drawer/tackle storage	17
Custom sized helm chairs with footrests	17
Fighting Chair with rigging tray/rocket launcher backrest	18
Chair footrest	18
Mascerated / refrigerated fishbox behind fighting chair	18
Transom Livewell or refrigerated kill box	18
Rudder table access, folding dive ladder	18

Fresh & Saltwater washdowns	18
DC electric reel outlets	19
Full tower control station	19
Radio box and wired teaser reel controls	19
Tower bench seat, center rigger	19
Extra rod holders, EPIRB with hydrastatic release	19
Pop-up midship cleats	19
Full walk-around with flush rod holders	20
Maxwell self-tailing windlass with Stainless anchor, pop-up bow cleats	20
Beautiful hardtops, LED integral running lights	20
Walk-arounds with ideal freeboard	20
Engine room vents, inboard tower legs	20
Secure gaff racks, electric lift engine hatch switch	20
Cummins CommonRails under warranty, Northern Lights gen	21
Engine hatch up	21
Electric computer Teaser Reels and Pancake-style manual reels	21
Engine room entrance hatch	21
Mounted Spare prop and 12v compressor	21
Spare prop, finished pump room	21
ER entry ladder, engine battery switches	22
Engine compartment from forward	22
Port motor	22
Starboard motor	22
Spotless bilges	22
Battery switches and sub panel	22
Racors for generator and mains	22
Odyssey Batteries	22
Speedy and Nimble	23
Profile	23

---

LED lights up nice, multicolor underwater lights	23
Dockside	23
CONTACTS	24
Contact details	24
Telephones	24
Office hours	24
Address	24

---

# SPECIFICATIONS

---

## Overview

---

Like New.

## Basic Information

---

**Sub Category:** Walkaround

**Model Year:** 2017

**Year Built:** 2017

**Country:** United States

**Vessel Top:** Marlin Tower

## Dimensions

---

**LOA:** 33' 0" (10.06m)

**Beam:** 12' 2" (3.71m)

**Min Draft:** 3' 0" (0.91m)

## Speed, Capacities and Weight

---

**Cruise Speed:** 30 Kts. (35 MPH)

**Cruise Speed RPM:** 2420 Kts.

**Max Speed:** 33 Kts. (38 MPH)

**Max Speed RPM:** 3000 Kts.

**Water Capacity:** 75 Gallons

**Fuel Capacity:** 300 Gallons

## Accommodations

---

**Total Cabins:** 1

**Total Heads:** 1

---

## Hull and Deck Information

---

**Hull Material:** Fiberglass

**Deck Material:** Fiberglass

**Hull Configuration:** Modified V-Hull

**Hull Color:** Ice Blue

**Hull Finish:** Fiberglass

---

## Engine Information

---

**Engines:** 2

**Manufacturer:** Cummins

**Model:** QSB Common-Rail

**Engine Type:** Inboard

**Fuel Type:** Diesel

---

## DETAILED INFORMATION

---

### Note:

---

A rare opportunity to acquire a basically new L&H 33' walk-around sportfish without the wait for new construction, which has been a year or more throughout the history of this builder. Cummins common-rail 380hp motors with approximately 130 hours plus a Northern Lights generator. Nicely accented with natural finish teak rolled coverboards, beautifully varnished teak toe rail, cap rail and helm pod. Two large Garmin touch-screen Nav displays are fully integrated with autopilot and engine data. Here is an excellent chance to purchase one of these extremely functional & great performing fishing machines. This boat was fully rigged to the max by a knowledgeable yacht owner who formerly owned larger custom sportfish boats. An ideal vessel for light crew, Florida & Bahamas sportfishing adventures. There is even a bow thruster activated on the single lever controls for ease of handling around the dock.

Recent full hull polishing, bottom job, and running gear anti-fouling. Engine hours reported are accurate 6-12-2018. This turn-key vessel is docked in Stuart, FL

### Accommodation

---

Down teak steps from the helm deck is the cabin area with a teak trimmed V-berth forward and storage beneath (2 drawers +). Cleanly finished in white epoxy paint with Sunbrella Navy Blue canvas cushions for the berth. The cabin has Cruisair A/C or reverse-cycle heat. Above the V-berth natural light (or ventilation) comes through a opaque Bomar deck hatch. The galley area is starboard with a stainless front LG microwave oven, molded sink with water system, and the countertop has a teak fiddle trim as does an upper shelf. Port side has a Raritan Elegance electric fresh-water head and adjoining storage areas. The main electrical panel is located on the wall by the galley. The two-piece fiberglass cabin door & hatch can be removed from it's hinges if desired and stored below.

Above on the helm deck there are bench seats to port and starboard. On the forward side of the helm console there is a convenient fold up table. Below the starboard seat is a refrigerated drink box. Below the longer portside bench is a storage compartment and a bait freezer. This bridge deck area is enclosed by a tailored 5-panel curved polycarbonate enclosure with vent mesh panel on the top centerline. A beautiful varnished teak cap railing accents the area. A couple of blue Sunbrella pillows can be brought up from the cabin when needed.



---

## Deck Equipment

---

The helm deck layout is a center helm pod with console extending across to the starboard side. The bench seats forward of the helm and to the port side have white vinyl cushions that are stored inside the cabin and are in excellent condition. The bridge deck has a track-to-track enclosure that is 5 panels of polycarbonate and the two aft side panels are Strataglass which are in new condition. The two rear panels have U-zip opening panels and the single center panel can be secured to the underside of the hardtop when more ventilation is preferred.

Beneath the bench seating starboard is a refrigerated drink box. Beneath the portside bench is a bait freezer and storage compartment. On the aft end of the portside bench seat is a removable custom Bluewater teak ladderback with cushion that can be positioned facing aft for trolling or facing forward for cruising. There is also a loose spare backrest cushion for the bench seats. Both bench seats have teak trim edges,

Forward of the helm console is a deck hatch allowing drop down access to the pump area and engine room. For more complete access to the engine compartment the bridge deck just aft of the helm raises on an electric ram lift with switch in the cockpit under the coverboard. This hatch is used primarily to provide better access during maintenance periods, all daily checks are easily conducted by entering engine compartment from the forward hatch. The engine and pump rooms are faired, finished and immaculate.

The helm pod is classic custom boat, varnished teak with chrome bezel around the instrument cluster, chrome single levers (Glendinning controls & thruster buttons) and a chrome helm wheel. There are two custom-sized Bluewater teak ladder-back helm chairs with cushions and teak footrests. Just on top of the instrument panel between the Nav screens is the SmartCraft digital engine display. Switches for running/anchor/courtesy lighting etc. are in a small panel to the side of the pod and the indicator panel for the Glendinning controls is just ahead of the pod. A Ritchie magnetic compass is just above the electronics panel. All the Bluewater Chairs are mounted on heavy duty 4" stainless steel, boltless stanchions and all the teak ladder-backs have magnetically attached backrest cushions.

The marlin tower was built by Dave Ireland of High Seas Fabrication in Stuart, FL and incorporates a hardtop with LED lighting beneath & LED running lights. The aft truss giving additional support to the tower is also a great overhead grabrail, plus the hardtop extends aft enough to offer the helmsman some additional shelter. Running lights are molded into the hardtop. The tower helm has a padded bellyband & bench seat with a backrest on the buggy top supports. The top is fiberglass and has 2 molded spreader lights directed to the cockpit. There is mounted EPIRB with hydra-static release on the forward edge of the teaser box on the hardtop. The lower hard top houses two sets of teaser reels, electric and manual, overhead of the helm chairs.

For at the dock or anchor there is a set of stainless steel poles that fit into the aft coverboard rod holders to suspend a aft cockpit canopy which threads onto the track at the aft edge of the hardtop. This shade and poles when not in use are stored in a bag kept in cabin by the berth.

**Full walkaround decks without any steps - a fisherman's ideal platform.  
Cockpit scuppers drain overboard.**

Foredeck has a door opening anchor locker accessed from the walk-around deck with a top-mounted polished chrome Maxwell self-tailing windlass and chrome plough-style anchor with 50' of stainless chain followed by braided nylon rode. Anchor is mounted on a stainless chute with roller & anchor securing lock. The windlass can be operated from the helm or from a switch in the anchor locker. Two pop-up style bow cleats and two pop-up mid-ship spring cleats. A varnished teak toe railing with chrome chafe guards steps up the dock presence considerably.

There are fitted white Stamoid covers for both helm stations, the fighting chair, and helm chairs and footrests. Also a full cockpit cover with side panels. All these protective covers have storage bags when not in use.

## Fishing Equipment

---

- Rupp silver single-spreader outriggers, tower mounted with quick snap lock arms
- Rupp center rigger
- 2 Miya Epoch US-9R electric teaser reels in custom overhead mounting (dredge pulling capable) with wired remote control units that are in tower control box, with enough wire to be brought down to cockpit level. There is a door that covers this reel compartment when not in use and that door is removable with it's own storage bag when fishing.
- Reel Color Pancake-style teaser reels mounted underneath hardtop
- 4 rod holders mounted in cockpit coverboards
- 6 rod holders mounted in forward gunwales utilizing full walk-around decks
- Transom livewell (separate circulating pump) / fishbox, refrigerated
- Underside of the transom box hinged lid has a white starboard cutting board
- Large underdeck refrigerated fishbox with mascerator pumpout
- Bluewater teak fighting chair with footrest & covers
- Teak 6-place rocket launcher chair backrest with rigging tray (magnetic), drawer, & drinkholders
- Underdeck circular 50 gallon live-well with separate circulating pump or thru bottom sea water & mascerator pumpout
- Three rod holders on each lower tower leg & 2 on each upper station rear support
- Teak coverboards with rounded coaming
- Fresh and Saltwater washdown spigots to the portside of forward cockpit with coil hoses and nozzles.

- All deck hatches are guttered and drained with stainless gas shock keepers when opened
- Under starboard gunwale are two Birdsall securing gaff hangers

---

## Electronics and Helm Consoles

---

Garmin 7616 Touchscreens (2) with 72-mile radar (xHD2), recording CHIRP depth sounder with custom mounted transducer, and GPS/Chartplotter. There are two 16" displays at the helm console electronics display and an interfaced Garmin GHP20 Autopilot. Between the displays is the Smartcraft VesselView 7 digital engine display. Also on the console is a Garmin 200 Vhf radio w/ DSC and overhead external speaker. Ritchie magnetic compass is in the centerline forward. Lenco trim tab controls with position indicator lights are at both helms. There is a bow thruster with it's control buttons in the handles of the single lever controls. Glendinning engine controls with selector panel just above the helm pod. To the right of the helm on top of the console is a top opening glovebox/storage area and inside are two 12v DC lighter plug connections for phone chargers, etc. Beneath this box on the aft face of the console is a door that opens to access three drawers for tackle or assorted storage. Beneath the helm console is a storage compartment where life vests are stored with easy access.

In the tower station is another Garmin networked 7610 full-function touch-screen display, autopilot remote panel, and another Garmin Vhf in the control box. Tower helm is fully functioning including digital tachs, Glendinning Smart Actuator II control binnacle and emergency stop switch. Antennas are mounted on top of the aft edge of the tower buggy hardtop.

Stereo system is a Fusion Marine with four JL Audio speakers (2 up by the bow and 2 by the helm seats in the bridge wings). The base unit is in the cabin below the galley countertop with remote control through the Garmin display screens.

---

## Hull

---

- Hull is Ice Blue with white topsides and non-skid decks
- Red accent boot-stripe and royal blue bottom paint
- Folding Dive Ladder stored in lazarette area, mounts over top of coverboards
- 4-bladed Nibral props (22' x 24') plus extra mounted identical spares in pump room
- All aluminum has been ceramic clear coat protected
- Fresh bottom paint (Micron CSC), prop/running gear coating (Petit) and hull polishing, November 2017

---

## Electrical System

---

- Northern Lights 5Kw generator, remote control panel is separate from the main electrical panel and is mounted on the front of the galley console in the cabin
- Odyssey Batteries with radial shutoff switches
- 30amp shorepower inlet and white cord
- Mastervolt Chargemaster battery charger, 3 bank smart charger
- Main electrical panel (Bass) in cabin has 120v AC / 12v DC breakers, voltage and amp meters, battery condition monitor, & shorepower/generator switching
- Cruiseair A/C, reverse-cycle heat
- Separate refrigeration units for all boxes, 12v drink & bait (with digital thermostats in pump room), 110v fishbox & transom
- Underwater multi-color LED lights, Lumitec SeaBlaze
- Under Gunwale LED lighting, blue or white
- Under hardtop LED lighting, blue or white with a single red light over helm for evening navigating
- 3 DC electric reel plugs under coverboards in waterproof Hubbell receptacles
- 110 GFI outlets
- Tower LED flood lights molded into buggy hardtop

---

## Mechanical Equipment

---

- Cummins 380hp QSB common-rail diesels with Walker air-seps (130 hours as of June 12, 2018)
- Engine room vents are on bridge deck sides, inside the walk-around
- Electric hatch lift ram for hinged rear helm deck over motors, Lenco
- Racor fuel filters for main engines and generator
- Oil change pump & plumbing, Reverso
- Faired and finished engine compartment with LED lighting
- Hynautic/Teleflex hydraulic steering
- Glendinning electric controls have slow vessel function and engine synchronizer - tower control binacle is the chrome two handle model with buttons on the base
- Trolling valves work within the Glendinning functions
- Digital engine tachometers in helm pod bezel and at tower helm
- Lenco trim tabs with position indicators, lower helm and tower
- These CR engines run noticeably quieter and with virtually no smoke - a very notable upgrade
- Analog oil pressure (gear/trans) and temperature gauges with chrome trim rings in helm pod, plus a fuel gauge. A large Smartcraft digital display panel for all engine functions. Digital engine gauges can additionally be displayed on the Garmin screens.
- Vetus bow thruster, 55KGS, 12v
- Maxwell electric windlass, 12v, helm remote switch or bow switch

- Dripless shaft logs, SureSeal
- SurFlow AquaKing II freshwater pump, SurFlow ProBlaster II saltwater pump
- Head has a bladder-style holding tank
- Engine room sound insulation

---

## Exclusions

---

Fishing tackle, Tools, Revere Valise life raft, ACR ditch-bag, handheld electronics, electronic chart chips, and all personal belongings.

---

## Broker Comments

---

A very clean and lightly used vessel - exceptionally well outfitted. Never has such a fresh L&H been offered on the brokerage market.

---

## Disclaimer

---

The Company offers the details of this vessel in good faith but cannot guarantee or warrant the accuracy of this information nor warrant the condition of the vessel. A buyer should instruct his agents, or his surveyors, to investigate such details as the buyer desires validated. This vessel is offered subject to prior sale, price change, or withdrawal without notice.

---

## Exclusions

---

Owner's personal belongings.

---

## Disclaimer

---

The Company offers the details of this vessel or yacht in good faith but cannot guarantee or warrant the accuracy of this information nor warrant the condition of the vessel. A buyer should instruct his representatives, agents, or his surveyors, to investigate such details as the buyer desires validated. This vessel or yacht is offered subject to prior sale, price change, or withdrawal without notice.

---

# PHOTOS

---


**Off the dock**




**Custom Bluewater Chairs**




**Garmin Full Touchscreen package**



**Custom helm pod, thruster control  
button single levers**




**Custom Teak cap railing**




**Polycarbonate enclosure panels with  
vent**




**No-Step walkaround, non-skid decks,  
Custom toe rail with chrome chafe  
guards**




**GG canvas, perfectly tailored**




**Analog gauges, digital tachs,  
Glendinning Controls**




**Touchscreen Garmin**



**Smartcraft Digital Engine Display, 150  
hours!**



**Fold-up table top**



**Sunbrella pillows**



**Custom trolling seat**



**Removable backrest**



**Bait freezer and storage**



**Cabin Entry, removable door panels**



**Cabin**



**Cabin entry with grabrail**



**Galley counter**





**V-berth with storage drawers**



**Storage cabinets, A/C control, stereo**



**Freshwater head**



**Main Electrical panel**




**LG Microwave**




**Helm Console**



**Exterior systems switch panel,  
drawer/tackle storage**




**Custom sized helm chairs with  
footrests**



**Fighting Chair with rigging tray/rocket launcher backrest**




**Chair footrest**



**Mascerated / refrigerated fishbox behind fighting chair**




**Transom Livewell or refrigerated kill box**



**Rudder table access, folding dive ladder**



**Fresh & Saltwater washdowns**




**DC electric reel outlets**




**Full tower control station**




**Radio box and wired teaser reel  
contols**




**Tower bench seat, center rigger**




**Extra rod holders, EPIRB with  
hydrastatic release**



**Pop-up midship cleats**




**Full walk-around with flush rod holders**




**Maxwell self-tailing windlass with Stainless anchor, pop-up bow cleats**




**Beautiful hardtops, LED integral running lights**




**Walk-arounds with ideal freeboard**




**Engine room vents, inboard tower legs**



**Secure gaff racks, electric lift engine hatch switch**



**Engine hatch up**




**Cummins CommonRails under warrantee, Northern Lights gen**




**Electric computer Teaser Reels and Pancake-style manual reels**




**Engine room entrance hatch**



**Mounted Spare prop and 12v compressor**



**Spare prop, finished pump room**




**ER entry ladder, engine battery switches**




**Engine compartment from forward**




**Port motor**



**Starboard motor**




**Spotless bilges**




**Battery switches and sub panel**



**Racors for generator and mains**



**Odyssey Batteries**




### **Speedy and Nimble**



### **Profile**



### **LED lights up nice, multicolor underwater lights**



### **Dockside**



# CONTACTS

---

Andrey Shestakov, leading yacht broker of the sales department of Shestakov Yacht Sales Inc. Shestakov Yacht Sales Inc., the official representative of the Miami/Fort Lauderdale FL headquarters.

## Contact details

---

Email: **andrey@shestakovyachtsales.com**

Web: [shestakovyachtsales.com/en/](https://shestakovyachtsales.com/en/)

## Telephones

---

USA: **+1(954)274-4435**

## Office hours

---

Monday – Saturday: **9:00 - 21:00** EDT

Sunday: **closed**

## Address

---



Harbour Towne Marina, 850 NE 3rd St, STE 213, Dania, FL 33004