

## OMEGA II — FJORD YACHTS



**Builder:** FJORD YACHTS

**Year Built:** 2016

**Model:** Deck Boat

**Price:** PRICE ON APPLICATION

**Location:** Greece

**LOA:** 50' 2" (15.28m)

**Beam:** 15' 10" (4.81m)

**Max Draft:** 3' 11" (1.18m)

**Max Speed:** 30 Kts. (35 MPH)

Our experienced yacht broker, Andrey Shestakov, will help you choose and buy a yacht that best suits your needs **OMEGA II — FJORD YACHTS** from **our catalogue**. Presently, at **Shestakov Yacht Sales Inc.**, we have a wide variety of yachts available on **our sale's list**. We also work in close contact with all the big **yacht manufacturers** from all over the world.

If you would like to buy a yacht **OMEGA II — FJORD YACHTS** or would like help answering any questions concerning purchasing, selling or chartering a yacht, please call **+1(954)274-4435**

---

# TABLE OF CONTENTS

---

TABLE OF CONTENTS	2
SPECIFICATIONS	3
Basic Information	3
Dimensions	3
Speed, Capacities and Weight	3
Accommodations	3
Hull and Deck Information	3
Engine Information	4
DETAILED INFORMATION	5
Specification	5
Exclusions	7
Disclaimer	7
PHOTOS	8
CONTACTS	16
Contact details	16
Telephones	16
Office hours	16
Address	16

---

# SPECIFICATIONS

---

## Basic Information

---

**Category:** Deck Boat

**Model Year:** 2016

**Year Built:** 2016

**Country:** Greece

**Cockpit:** Yes

## Dimensions

---

**LOA:** 50' 2" (15.28m)

**Beam:** 15' 10" (4.81m)

**Max Draft:** 3' 11" (1.18m)

## Speed, Capacities and Weight

---

**Max Speed:** 30 Kts. (35 MPH)

**Displacement:** 28660.09406 Pounds

**Water Capacity:** 103.02710028  
Gallons

**Holding Tank:** 52.8344104 Gallons

**Fuel Capacity:** 549.47786816 Gallons

## Accommodations

---

**Total Cabins:** 2

**Sleeps:** 4

## Hull and Deck Information

---

**Hull Material:** GRP

**Deck Material:** Teak

**Hull Color:** White

**Exterior Designer:** Fjord Boats

**Interior Designer:** Allseas Design

---

## Engine Information

---

**Engines:** 2

**Manufacturer:** Volvo Penta

**Model:** IPS600 D6/435HP

**Fuel Type:** Diesel

# DETAILED INFORMATION

## Specification

HULL Isophatalic gelcoat, Signal white Vinylester 1st layer Bulk laminate polyester (orthophtalic or DCPD) Sandwich construction (balsa above waterline, foam core below) Bulkheads laminated to hull and deck GRP strong backs Waterline laid in the gelcoat, Dark grey Volvo active anodes DECK Isophatalic gelcoat, Signal white Vinylester 1st layer Polyester sandwich construction Steering console, Signal white Galley, Signal white Composite T-top in black Teak on aft deck and bathing platform Teak on side deck and foredeck Extra wide teak planking throughout Bathing platform with hydraulic lift (optional) DECK EQUIPMENT Self-draining anchor locker Electric folding anchor system 8 retractable mooring cleats Teak capping on gunwale Cold and hot water shower on aft deck Concealed retractable bathing ladder Skylights in T-top Storage in aft seats Storage for fenders & equipment Large diameter stainless steel handrails Flag socket, stainless steel Ladder from main deck to bathing platform TECHNICAL SYSTEM TANKS Fuel tank, totalling approx. 2.080 l, filler on deck Fresh water capacity approx. 390 l Water filler (side deck) HOT WATER 40 l hot water heater, running from engine or immersion heater 230 V PUMPS Electric pressured water system DRAINING PUMPS BILGE PUMPS 1 manual bilge pump 2 electric bilge pumps ENGINE 2 x Volvo IPS600 (2 x 435 hp) diesel engines Dual-circuit sea water cooling system Fuel filter Engine room fully sound insulated Automatic fire extinguisher system STEERING SYSTEM Volvo drive by wire IPS Volvo Joystick Interceptors STANDARD BOAT F48 O xa1000 Fjord 48 Open with standard specification according to specification list, with: 2 x IPS 600 (Volvo Penta D6 / 435 HP) White hull with dark gray waterline Upper deck - White Console & Galley - White Interior wood - Oak Interior upholstery - Cord Cream Exterior upholstery - Sunbrella Gray Carpet - Cream Helmsman bucket seats leather dark

ELECTRICS 4 kW (5kVA) diesel generator 12 V battery charger Shore power 230 V BATTERY CHARGER 150 A for service 30 A for starter BATTERIES Main battery switches 2 x 260Ah engine, AGM 4 x 260Ah service, AGM (optional) 12 V ELECTRIC CONTROL PANEL 8" full control touch panel 3.5" display interface in master cabin Volvo 7" multifunctional display 12 V socket 230 V ELECTRIC PANEL Safety switch 230 V socket INTERIOR LIGHTING LED overhead lights LED reading lights LED lights in head LED ambient lights NAVIGATION LIGHTS LED navigation lights Stern light Anchor light GALLEY OUTSIDE Sink with folding mixing tap Ceramic induction stove with 2 burners, 230 V Locker and drawers Top and front opening fridge, 130 l Corian™ worktop Trash bin 230 V socket INTERIOR ACCOMMODATION Solid and veneered timber interior Wooden doors, sandwich construction Soft head liner Integrated night and day blinds system for hatches Blinds for hull and coachroof opening portlights Flooring in Pale acacia style UPHOLSTERY Fjord Cloque "cream" Delux

gray ENGINE OPTIONS Engine 2x IPS 600 (Volvo Penta D6 / 435 HP) Volvo Penta Docking Joystick Volvo Penta 7" Color Display (all information in one screen) Volvo Penta Trip Computer HULL Antifouling Spray Painted Hull + IPS drives DECK & COCKPIT Teak Deck with black gaps on aft deck Teak Deck with black gaps on fore deck Teak Deck with black gaps on side decks Teak Deck with black gaps on swimming platform El. Bimini in the aft part of the hard top Passarelle with remote control Berthing Platform fixed Berthing Ladder with comfortable handles Anchor System with Hydarulic Folding Out System Anchor Delta 20kg galvanized + 60m / 10mm galvanized chain 2x retractable cleats on bathing platform for dinghy or jet ski ELECTRICAL EQUIPMENT Battery set, capacity upgraded to: 4x260Ah (AGM) Inverter 3000W / 120 Amps Generator Fischer Panda 10000i 8kW / 10kVA 12 V Battery Charger Courtesy lights Underwater lights 6x Stove, 2 Burners Ceran 230V 2 Fridges in aft seat bench Icemaker Aircondition 32.000BTU incl. shore power Hot Water Heater Running from the engines or immersion heater 200l Holding Tank with Macerator Pump El. Marine Toilet NAVIGATION & INSTRUMENTS RAYMARINE GS125 High End Glass Bridge GPS Chart Plotter RAYMARINE GS125 High End Glass Bridge GPS Chart Plotter (2nd screen) RAYMARINE HD Radom Radar 4kw Painted Radom Radar RAYMARINE Autopilot Evolution AIS Transponder RAYMARINE 260 VHF incl. 2nd Wireless Handset Search light incl. remote control LAYOUT & INTERIOR A1: Owner's Cabin, double birth, walk in closet. Day head with separate shower A2: A1 layout seperated by door B1: Guest's cabin, twin births, wardrobe seperated by door B2: B1 with en suite head seperated by door Safe ACCESORIES Cushion fender PACKAGES COVER PACKAGE Cover Cockpit Tables Cover Companionway Cover Dashboard `Cover Foredeck Cover Aft seat ENTERTAINMENT PACKAGE BASIC FUSION MS AV750 Radio/CD/DVD 2x High End 2-way Speakers, White 2x High End 2-way watertight speakers, White (Cockpit) FUSION MS NRX 200i Wired Remote FUSION MS UNIDOCK, Universal Docking Station with USB ENTERTAINMENT PACKAGE OWNER'S CABIN FUSION MS AV750 Radio/CD/DVD + mattresses for all berths OWNER'S CABIN "Island" double berth Walk-in closet Sofa Hanging locker Shelves above berth Opening hatches Opening hull portlights Opening coachroof portholes GUEST CABIN Separated by a door Twin berth Hanging locker Shelves Opening coachroof hatch Opening coachroof portlight STEERING POSITION Horn 12 V socket 2 x emergency fuel valves Fire extinguisher Stainless steel handrails Adjustable steering wheel HEAD OWNER'S CABIN Electrical marine toilet Ceramic wash basin Corian™ worktop, black Separated shower compartment with door Black water holding tank, approx. 200 l Electric drain pump Mirror Locker & shelves Opening hull portlight Opening portlight with blind HEAD GUEST CABIN (OPTIONAL) Electrical marine toilet Ceramic wash bassin Corian™ worktop, black Mirror Locker & shelves Hull portlight Opening portlight with blind WALK-IN CLOSET Hanging locker Drawers and shelves Opening hull portlight OPTIONAL EQUIPMENT See Fjord 48 open pricelist ULTIMATE 3 ZONE EXTERIOR PACKAGE (ONLY WITH BASIC) 2x FUSION MS DA51600, 5ch Amplifier 2x High End 2-way watertight speakers, White (Fwd Sunbed) 2x High End 2-way watertight speakers, White (Aft Sunbed) 2x High

---

Docking Station 2 High End 2 Way Speakers Black TV Preparation + LED TV	End 10'' watertight Subwoofers FUSION MS NRX 200i Wired Remote (Fwd Sunbed) FUSION MS NRX 200i Wired Remote
---	---

## Exclusions

---

Owner's personal belongings.

## Disclaimer




---

The Company offers the details of this vessel or yacht in good faith but cannot guarantee or warrant the accuracy of this information nor warrant the condition of the vessel. A buyer should instruct his representatives, agents, or his surveyors, to investigate such details as the buyer desires validated. This vessel or yacht is offered subject to prior sale, price change, or withdrawal without notice.

---

# PHOTOS

---



















# CONTACTS

---

Andrey Shestakov, leading yacht broker of the sales department of Shestakov Yacht Sales Inc. Shestakov Yacht Sales Inc., the official representative of the Miami/Fort Lauderdale FL headquarters.

## Contact details

---

Email: **andrey@shestakovyachtsales.com**

Web: [shestakovyachtsales.com/en/](https://shestakovyachtsales.com/en/)

## Telephones

---

USA: **+1(954)274-4435**

## Office hours

---

Monday – Saturday: **9:00 - 21:00** EDT

Sunday: **closed**

## Address

---



Harbour Towne Marina, 850 NE 3rd St, STE 213, Dania, FL 33004