

MOONSHINE III — WEST BAY SONSHIP



Builder: WEST BAY SONSHIP

Year Built: 2006

Model: Motor Yacht

Price: PRICE ON APPLICATION

Location: United States

LOA: 68' 0" (20.73m)

Beam: 20' 0" (6.10m)

Max Draft: 5' 6" (1.68m)

Cruise Speed: 20 Kts. (23 MPH)

Max Speed: 30 Kts. (35 MPH)

Our experienced yacht broker, Andrey Shestakov, will help you choose and buy a yacht that best suits your needs **MOONSHINE III — WEST BAY SONSHIP** from **our catalogue**. Presently, at **Shestakov Yacht Sales Inc.**, we have a wide variety of yachts available on **our sale's list**. We also work in close contact with all the big **yacht manufacturers** from all over the world.

If you would like to buy a yacht **MOONSHINE III — WEST BAY SONSHIP** or would like help answering any questions concerning purchasing, selling or chartering a yacht, please call **+1(954)274-4435**

TABLE OF CONTENTS

TABLE OF CONTENTS	2
SPECIFICATIONS	4
Overview	4
Basic Information	4
Dimensions	4
Speed, Capacities and Weight	4
Accommodations	5
Hull and Deck Information	5
Engine Information	5
DETAILED INFORMATION	6
Salon	6
Staterooms	6
Crew Quarters	6
Galley	6
Wheelhouse	6
Flybridge Electronics	6
Flybridge	7
Wheelhouse Electronics	7
Boat Deck	7
Aft Deck	7
Swim Platform	7
Ground Tackle	8
Engine Room	8
Tender Equipment	8
Fuel Burn	9
Other Features	9
Exclusions	9
Disclaimer	9

PHOTOS	10
Aft Deck	10
Salon featuring American Cherry Cabinetry	10
Salon	10
Large Master Ensuite Head and Shower	11
Full Beam Master Stateroom	11
Galley	11
Galley looking aft	11
Wheelhouse w/ Large Dining Settee	11
Wheelhouse Helm	11
VIP Stateroom	12
Ensuite VIP Head and Shower	12
Guest Stateroom	12
Ensuite Guest head and shower	12
Washer/Dryer	12
Crew Quarters	12
Air Conditioned Flybridge	12
Boat Deck w/ Novurania Tender	12
Engine Room	13
Underwater Lights	13
Line Drawing	13
CONTACTS	14
Contact details	14
Telephones	14
Office hours	14
Address	14

SPECIFICATIONS

Overview

Practical and intelligent design, **MOONSHINE III** offers large functional spaces on a 68' Raised Pilothouse. Walk-around side decks with hydraulic bow and stern thrusters, and an open aft deck with swim platform access makes this an easy boat to handle. The stabilizers, windlass, and davit are all hydraulic. A spacious, air-conditioned flybridge with hard top, speed, range, and quality joinery make this vessel ready for the next family adventure. Accommodations for six guests in three staterooms, each with ensuite head. Master is full beam. Room for two crew in a 4th cabin located at the stern.

Basic Information

Category: Motor Yacht

Model Year: 2006

Year Built: 2006

Country: United States

Vessel Top: Hardtop

Dimensions

LOA: 68' 0" (20.73m)

Beam: 20' 0" (6.10m)

Max Draft: 5' 6" (1.68m)

Clearance: 27' 0" (8.23m)

Speed, Capacities and Weight

Cruise Speed: 20 Kts. (23 MPH)

Cruise Speed RPM: 1900 Kts.

Max Speed: 30 Kts. (35 MPH)

Max Speed RPM: 2450 Kts.

Water Capacity: 400 Gallons

Holding Tank: 150 Gallons

Fuel Capacity: 1800 Gallons

Accommodations

Total Cabins: 3

Total Berths: 4

Total Heads: 4

Crew Cabin: 1

Crew Berths: 2

Hull and Deck Information

Hull Material: Fiberglass

Deck Material: Fiberglass

Hull Designer: Jack Sarin

Engine Information

Engines: 2

Manufacturer: MTU

Model: 10V2000 Common Rail M93

Engine Type: Inboard

Fuel Type: Diesel

DETAILED INFORMATION

Salon

Comfortable, contemporary style with a large sectional sofa and American Cherry cabinetry. Entertainment cabinet to starboard houses the following: • LG flat screen TV on an electric lift • Apple TV • DirecTV DVR satellite receiver • Polk Audio XM satellite radio receiver • Samsung DVD player • Denon AVR-X3100W surround sound receiver • Niles SI-275 amplifier • Koldfront wine cooler

Staterooms

• The master stateroom is midship, full beam, with 6'7" headroom. Features a centerline queen berth, two walk-in closets, and large ensuite head and shower. • The VIP stateroom is forward with a full berth, large hanging locker, and ensuite head and shower. • The guest stateroom is located between the master and VIP, with over/under berths and ensuite head and shower.

Crew Quarters

The crew cabin accommodates two in upper and lower single berths. • Ice chipper (2017) • Granite counter-top with stainless steel sink • Ensuite head and shower • Hanging locker and cabinet storage • Element LCD TV/DVD player and DirecTV HD receiver • Accessed from the swim platform through the transom door

Galley

The galley features marble counter-tops, and cherry cabinetry. To starboard is a small storage console with granite counter-top. Appliances: • Full size Sub-Zero side-by-side refrigerator/freezer • GE Profile 4- burner glass top stove and oven • GE Profile microwave/convection oven • Miele dishwasher • Dual stainless-steel sink with InSinkErator garbage disposal • Broan trash compactor

Wheelhouse

At the helm, the port and starboard side deck doors and side windows provide approximately 270 visibility. Two helm seats and large U-shape seating area with table.

Flybridge Electronics

- MTU Rexroth dual single lever engine controls
- (2) MTU MDEC engine displays
- (2) Garmin GPS MAP 7215 touch-screen multi-function chart plotters for GPS, depth sounder, and radar
- Furuno RD30 multi-function display
- Simrad AP25 autopilot with tethered remote
- Wesmar bow and stern thruster controls
- Naiad stabilizer hydraulic control
- KVH Azimuth 1000 gyro electronic
- ICOM IC-M602 VHF radio
- KVH TracPhone handset
- Watermaker touch-screen display and control
- Hart System pneumatic tank level indicator
- Sonship designed monitoring alarm panel

Flybridge

Flybridge is air conditioned and has a clear isinglass enclosure with removable zip-out panels. A fiberglass hardtop extends forward from the radar arch. To port is the helm station, L-shaped seating area, and adjustable pedestal table in marble. To starboard is a marble top wet bar with stainless steel under mount sink. A U-Line icemaker and storage are below.

Wheelhouse Electronics

- MTU Rexroth dual single lever electronic engine controls
- (2) MTU MDEC engine displays
- (2) Garmin GPS Map 7215 touch-screen multi-function chart plotter for GPS, depth sounder, and radar
- Furuno RD30 multi-function display
- Simrad AP25 autopilot with Simrad AP27 tethered remote
- Naiad Marine stabilizer control panel
- Wesmar bow and stern thruster controls
- Ritchie compass
- ACR spot light control

Boat Deck

The davit and tender are stored aft of the flybridge on the boat deck. A sliding hatch and ladder leads to the aft deck. There is a high-pressure wash connection and potable water wash down bib forward of the hatch. A Revere 6-person canister life raft on hydrostatic release and is also located on the boat deck.

Aft Deck

The aft deck features a U-shaped seating area and large teak table. Marble top wet bar storage and port & starboard -side wing stations are located next to salon entry. Boarding is through the starboard side. Port and starboard stairways lead to the swim platform.

Swim Platform

The swim platform features stainless-steel, hoop style removable hand rails and four

underwater lights. To port and starboard pop-up tow cleats, and two 100-amp Glendinning Cablemaster shore power inlet cords with rocker switch controls. The dockside water pressure connection is to port. A centerline flush hatch leads to crew and lazarette areas.

Ground Tackle

• Muir ATLANTIC3500 hydraulic windlass with vertical capstan and gypsy • Manson 80-kg plow type anchor, swivel shackled to 300' of 3/8" G40 galvanized steel chain, secured within the bin through a short tag line

Engine Room

The engine room has AC and DC lighting. Mechanical Equipment: • MTU 10V2000 common rail freshwater cooled marine diesel engines, hours: 1461 port; 1462 starboard. • ZF ZF2050A reversing gears • Engine control and engine start battery disconnect-selector switches • Master engine supply battery selector switch • Naiad solenoid valve block for the bow and stern thrusters, stabilizer system, windlass, and davit • Naiad hydraulic stabilizer fin head actuators • Naiad 7100E006B control module • Central hydraulic oil reservoir with sight glass thermometer, fill cap breather, and internal filter with indicator. The hydraulic system is raw water cooled with a pair of hydraulic oil coolers, port and starboard of the main engines • Sea Star HP5810 steering system hydraulic oil reservoir with canister filter • Black water overboard/tank discharge selector valve and overboard discharge through-hull fitting Electrical Equipment: • (2) Northern Lights 25 kW generators, hours: port 412; starboard 4961 • 24-Volt DC main engine start battery banks: (2) 8D lead acid, maintenance free batteries seated in a fiberglass box • Engine room 24-volt DC panel with magnetic circuit breakers • (2) Cruisair A/C compressors with reverse cycle heat (1) 30,000 BTU and (1) 20,000 BTU • Cruisair electric A/C raw water cooling pump • Kahlenberg CD-50A 24-volt DC ¾-hp air compressor for horn, with battery disconnect switch • (2) Oberdorfer electric fuel polishing pumps with Racor fuel water filter separators; one draws from the bottom of its dedicated tank through the Racor and back into the tank • Advance Marine Technologies oil X-changer – R reversible oil change system with 24-volt DC pump and manifold plumbed to each main engine, gear box, and generator oil sump • (2) Headhunter Mach 5, electric potable water pressure system • NuTone CV554C central vacuum system • (4) 24-volt DC inline engine room intake fans • (2) 24-volt DC axial flow Delta T exhaust fans Safety Equipment: • A pair of rate of rise heat detectors • (2) CCTV cameras

Tender Equipment

• Novurania • Yamaha, 60 hp • Garmin GPS MAP541S GPS and sounder • Standard

Horizon Quest VHF radio • Bennett hydraulic trim tabs • Rule-Mate 1,100-gallon per hour 12V DC submersible bilge pump with integrated float switch

Fuel Burn

• 1400 RPM, load 55, speed 12 kts., fuel burn 50 • 1500 RPM, load 60, speed 13 kts., fuel burn 60 • 1600 RPM, load 65, speed 14 kts., fuel burn 80 • 1700 RPM, load 70, speed 16 kts., fuel burn 90 • 1800 RPM, load 75, speed 17.5 kts., fuel burn 104 • 1900 RPM, load 78, speed 19.5 kts., fuel burn 110 • 2000 RPM, load 80, speed 22 kts., fuel burn 120

Other Features

New Bottom paint October -2018


Exclusions

Owner's personal belongings.



Disclaimer

The Company offers the details of this vessel or yacht in good faith but cannot guarantee or warrant the accuracy of this information nor warrant the condition of the vessel. A buyer should instruct his representatives, agents, or his surveyors, to investigate such details as the buyer desires validated. This vessel or yacht is offered subject to prior sale, price change, or withdrawal without notice.


PHOTOS



Aft Deck




**Salon featuring American Cherry
Cabinetry**




Salon




Large Master Ensuite Head and Shower



Full Beam Master Stateroom




Galley




Galley looking aft




Wheelhouse w/ Large Dining Settee



Wheelhouse Helm



VIP Stateroom



Ensuite VIP Head and Shower




Guest Stateroom



Ensuite Guest head and shower



Washer/Dryer



Crew Quarters




Air Conditioned Flybridge





Boat Deck w/ Novurania Tender




Engine Room



Underwater Lights



Line Drawing



CONTACTS

Andrey Shestakov, leading yacht broker of the sales department of Shestakov Yacht Sales Inc. Shestakov Yacht Sales Inc., the official representative of the Miami/Fort Lauderdale FL headquarters.

Contact details

Email: **andrey@shestakovyachtsales.com**

Web: shestakovyachtsales.com/en/

Telephones

USA: **+1(954)274-4435**

Office hours

Monday – Saturday: **9:00 - 21:00** EDT

Sunday: **closed**

Address



Harbour Towne Marina, 850 NE 3rd St, STE 213, Dania, FL 33004