

PA-LI-NE — HATTERAS



Судостроитель: HATTERAS

Год постройки: 2000

Модель: Моторная яхта

Цена: ЦЕНА ЯХТЫ ПО ЗАПРОСУ

Местонахождение: United States

Длина общая: 92' 10" (28.30m)

Ширина: 22' 6" (6.86m)

Макс. осадка: 6' 6" (1.98m)

Крейс. скорость: 19 Kts. (22 MPH)

Макс. скорость: 22 Kts. (25 MPH)

Купить **PA-LI-NE — HATTERAS** а также выбрать подходящую вам яхту из нашего **каталога яхт** вам поможет опытный яхтенный брокер Андрей Шестаков. На сегодняшний день компания **Shestakov Yacht Sales Inc.** имеет большое количество яхт в **собственном списке продаж**, а также тесно сотрудничает со всеми крупными **яхтенными производителями** по всему миру.

Для того чтобы купить яхту **PA-LI-NE — HATTERAS** а также проконсультироваться по любому вопросу связанному с покупкой, продажей, чартером яхт позвоните по телефону **+7(918)465-66-44**.

ОГЛАВЛЕНИЕ

ОГЛАВЛЕНИЕ	2
ХАРАКТЕРИСТИКИ	4
Обзор	4
Основная информация	4
Размеры	4
Скорость, вместимость и масса	5
Размещение	5
Корпус и палуба	5
Информация о двигателе	5
ПОДРОБНОЕ ОПИСАНИЕ	6
Accommodations	6
Main Salon & Dining Area	6
Galley	7
Master Stateroom	7
VIP Stateroom, Forward	8
Guest Stateroom, Midship Port	8
Guest Stateroom, Midship Starboard	8
Crew Quarters, Aft	9
Pilothouse Electronics & Equipment	9
Flybridge Electronics	10
Flybridge Equipment & Tender	10
Aft Deck & Swim Platform	11
Deck Equipment	12
Safety Equipment & Fire Protection	12
Electrical Equipment	12
Engine & Mechanical Equipment	12
Comments	13
Исключения	13

Отказ от ответственности	14
ФОТОГРАФИИ	15
КОНТАКТЫ	22
Контактная информация	22
Телефоны	22
Время работы	22
Адрес	22

ХАРАКТЕРИСТИКИ

Обзор

PA-LI-NE is a wide-beam 92' Hatteras Motoryacht from their Elite Series featuring a very desirable four stateroom layout with cherry wood joiner throughout. King master with his & her head, two queens and a twin stateroom. The main deck features a spacious salon with formal dining along with a gourmet galley forward. Outdoor areas include a large aft deck, spacious flybridge with wet bar, sunpads and tender. Her walk-around decks allow Captain and crew ability to service the vessel without interruption to the owner and guests. In 2003 PA-LI-NE was repowered with 2000HP MTU/DDEC 16V2000's with only 4300 original hours. The current owner has owned the vessel for over 16 years and has always been maintained by a professional captain and crew and has benefited with many upgrades and improvements. The Seller has taken delivery of a new vessel making PA-LI-NE very seriously for sale! Available for inspection at Pier 66 in Ft. Lauderdale until sold.

Основная информация

Тип судна: Моторная яхта

Подкатегория: Raised Pilothouse

Модельный год: 2000

Год постройки: 2000

Страна: United States

Верх: Hardtop

Открытая палуба мостика: Да

Размеры

Длина общая: 92' 10" (28.30m)

Длина по ватерлинии: 92' 0"
(28.04m)

Ширина: 22' 6" (6.86m)

Макс. осадка: 6' 6" (1.98m)

Длина привального бруса: 92' 10"
(28.30m)

Скорость, вместимость и масса

Крейс. скорость: 19 Kts. (22 MPH) **Макс. скорость:** 22 Kts. (25 MPH)

Водоизмещение: 227000 Pounds **Чистый вес:** 166 Pounds

Вместимость воды: 800 Gallons **Вместимость сточного бака:** 220 Gallons

Объем топливного бака: 4845 Gallons

Размещение

Всего кают: 4

Всего коек: 6

Спальные места: 8

Всего ком. состава: 6

Каюта капитана: Да

Каюты экипажа: 3

Койки экипажа: 4

Спальных мест экипажа: 5

Комм. состав экипажа: 2

Корпус и палуба

Материал корпуса: Fiberglass

Цвет корпуса: White

Дизайнер корпуса: Hatteras

Дизайнер экстерьера: Hatteras

Информация о двигателе

Двигатели: 2

Производитель: Detroit Diesel/MTU

Модель: 16V-2000

Тип топлива: Diesel

ПОДРОБНОЕ ОПИСАНИЕ

Accommodations

PA-LI-NE features a four stateroom layout with a full beam king master stateroom on the lower deck mid-ship and a queen VIP stateroom lower deck forward. Two additional guest staterooms are aft of the master each with berths that can be converted to two twin or a queen. Crew quarters accommodate up to five and are located aft. The immense main salon features a formal dining area forward and a comfortable seating area aft. An entertainment center divides the salon seating area from the formal dining area. Moving forward on the main deck is a day head to port, to starboard are steps leading to the raised pilothouse and companionway to the spacious country-kitchen style galley. Her custom interior includes cherry wood joinery with a semi-gloss finish throughout. Custom overheads, generous use of hardwood, granite, marble flooring, custom window treatments and furnishings with cream and navy fabrics complete her designer interior. A large aft deck area provides comfortable seating for eight and includes a custom teak table with a large L-shaped bench seat. Full walk-around decks make for easy access to the bow. The flybridge can be accessed via stairs from the pilothouse or from the teak/chrome ladder from the aft deck. The flybridge has a spacious island bar, three Stidd helm chairs and large L-shaped lounge seating aft. The flybridge includes a main helm station centerline along with port and starboard wing controls. Both the flybridge and pilothouse helm stations are complete with state-of-the-art electronics and controls.

Main Salon & Dining Area

- (2) White upholstered sofas, port & stbd
- (2) Upholstered occasional chairs
- (2) Cherry wood & glass coffee tables
- (2) Cherry w/ burle wood round end tables w/drawers & shelves
- Centerline entertainment center w/blue pearl granite top, cherry columns & storage cabinets housing; Panasonic 55" LCD TV, Onkyo bluetooth receiver, (4) lighting & stereo controls, Sony Blue Ray DVD & VCR, (4) modem controls (Note: there is also older Sony Stereo equipment that is no longer in use)
- Custom recessed soffits w/upholstered panels & lighting, aft salon & over dining
- Rectangular glass dining table w/ (8) cherry wood & upholstered chairs
- Built-in buffet on forward bulkhead w/storage below.
- Built-in buffets port and starboard with storage cabinets
- Hoshizaki Tophat clear icemaker
- Sub-Zero undercounter wine cooler
- Custom wood A/C valances, port & stbd
- Vinyl over head padded panels

- Custom white wool carpeting
- Custom 2" wood blinds w/navy blue window valances
- All windows tinted w/V-cool Dayhead: Forward
- Vanity w/blue pearl granite top
- Custom gold & chrome bathroom fixtures
- Headhunter white toilet
- Marble flooring

Galley

Forward on the main deck is the popular full beam "country kitchen" style galley which includes galley appliances that were updated in 2013. Forward to starboard in the galley are stairs down to the VIP guest stateroom.

- (2) Sub-Zero side-by-side refrigerators
- (2) Sub-Zero 700 TCI-3 freezer drawers
- (2) Sub-Zero 700 TR-3 crisper drawers
- (2) Sub-Zero 700 BF freezer drawers (starboard companionway)
- KitchenAide 4-burner glass top stove w/oven
- KitchenAide stainless steel dishwasher
- KitchenAide stainless steel microwave oven
- KitchenAide stainless steel trash compactor
- Double stainless steel sink w/disposal & filtered water faucet
- Center island w/Blue Pearl granite top w/storage drawers & cabinets
- Built-in storage cabinets above center island
- L-shaped settee w/navy blue leather upholstery & storage below
- Blue pearl granite top table
- Custom storage cabinets w/beveled glass doors on forward bulkhead
- Insignia 16" LCD TV on swivel

Master Stateroom

- Double door entrance from lower foyer to full beam master stateroom
- Centerline king bed w/custom spread & shams & storage below
- Custom mirrored & wood headboard
- Custom overhead soffit w/lighting
- Built-in nightstands w/3 drawers, port & stbd
- Built-in 6-drawer dresser, port & stbd
- Custom coordinating window treatments
- His & her cedar lined walk-in closets
- Built-in entertainment center w/Samsung 48" LCD TV w/Sony receiver, VCR player & stereo
- (5) Overhead surround sound speakers His & Her Baths:

- Both His and Her baths each feature vanities w/under mount sink, marble vanity top, marble floors mirrored medicine cabinet, overhead mirror, domestic head, gold & chrome fixtures.
- Large centered marble walk-in shower

VIP Stateroom, Forward

- Centerline queen bed w/custom spread & shams & storage below
- (2) Built-in drawer cabinets, port & stbd
- (2) Reading lamps
- Cedar-lined hanging locker
- (2) Overhead escape hatches
- Insignia 20" LCD TV, Toshiba DVD/VCR, Sony AM/FM stereo
- (2) Overhead stereo speakers
- Private bath w/marble vanity and make up area, marble shower w/glass door, marble floor, mirrored medicine cabinet, gold/chrome fixtures & overhead mirror

Guest Stateroom, Midship Port

- Centerline double bed w/custom spread & shams (converts to twin berths)
- Upholstered & mirrored headboard w/lighting
- (2) Built-in nightstands (one removable when berth converts)
- (6) Overhead storage cabinets
- Built-in 6-drawer dresser
- Cedar lined hanging locker
- RCA 24" LCD TV
- (2) Overhead stereo speakers
- Digital A/C controls
- Beige carpeting
- Coordinating window treatments
- Private head w/marble vanity, marble floor, mirrored medicine cabinet, full shower, gold/chrome fixtures & overhead mirror

Lower Companionway:

- Marble flooring
- Whirlpool washer
- Bosch Axxis dryer
- Linen & supply closets, port & stbd

Guest Stateroom, Midship Starboard

- Centerline double bed w/custom spread & shams (converts to twin berths)
- Upholstered & mirrored headboard w/lighting
- (2) Built-in nightstands (one removable when berth converts)
- (6) Overhead storage cabinets
- Built-in 6-drawer dresser
- Cedar lined hanging locker
- RCA 24" LCD TV
- (2) Overhead stereo speakers
- Digital A/C controls
- Beige carpeting
- Coordinating window treatments
- Private head w/marble vanity, marble floor, mirrored medicine cabinet, Jacuzzi tub/shower, gold/chrome fixtures & overhead mirror

Crew Quarters, Aft

- Captain's cabin to stbd w/double berth, storage below, hanging locker, Dynex 24" TV, JVC AM/FM stereo, storage under berth & private head w/stall shower & corian vanity
- Crew cabin to port w/ upper & lower berths, Dynex 16" TV/DVD, hanging locker & drawer storage
- Crew cabin w/single berth to port , Dynex 16" TV/DVD
- toilet w/sink to port
- Stand-up stall shower to stbd
- GE Washer (new 2016)
- Bosch Axxis dryer
- A/C main electrical panel
- (2) Jefferson electric A/C transformers
- Escape hatch to aft deck

Pilothouse Electronics & Equipment

- (2) Furuno Navnet TZ Touch 2 multi-function display (radar, chart plotter, depth) w/ Sirius weather data & radio
- Simrad AP50 Autopilot
- ISIS integrated ship's information system for monitoring fuel, water, bilge, fire, battery, etc.
- DDEC/MTU engine displays, port & stbd
- (2) ACR RCL 100 searchlight controls
- Naiad Multi-Sea Stabilizer controls
- (2) Raymarine I705 wind/speed/water temp/depth/rudder angle indicators
- Furuno hailer

- Icom M604 VHF radio
- Maretron DSM 250 rudder angle indicator
- American bow thruster control
- KVH HD 7 Sat TV system
- KVH Mini Sat V-Sat for internet & cell phone
- Raymarine CCTV monitoring system w/ (2) cameras on mast, engine room & aft deck
- Fusion blue tooth Sirius radio
- Richie compass
- Stidd helm chair
- L-shaped leather seating to port
- Teak table
- Teak & holly, ebony parquet flooring
- Stainless steel ship's wheel
- (7) Pilothouse window w/5 wipers
- Overhead red lights
- Computer desk to port
- Chart drawer to stbd
- Built-in file cabinet
- Storage cabinet behind settee
- Stairs to flybridge w/sliding glass hatch

Flybridge Electronics

- (1) Furuno Navnet TZ Touch 2 Multi-function display
- Simrad AP50 Autopilot
- (4) Raymarine wind, depth display
- MTU/Detroit Diesel engine displays
- Bow thruster control
- Icom M604 VHF radio
- (2) ACR Searchlight controls
- Ritchie compass
- Wing stations, port & stbd, w/jog steering, engine controls, bow thruster & Raymarine display

Flybridge Equipment & Tender

- Custom hardtop
- (3) Stidd helm chairs
- Center bar w/blue pearl granite top, s/s sink w/faucet & refrigerator
- (3) Bar stools w/ stainless steel base & upholstered cushioned top
- (4) Stereo speakers

- Tinted windscreen w/stainless steel frame (new '16)
- Courtesy & overhead lighting
- Remote stereo controls
- U-shaped seating w/Sunbrella cushions & storage below
- Sunpads, port & stbd w/storage below
- Storage cabinet w/chest freezer
- Givens 8-man life raft
- ACR EPIRB
- (2) ACR Searchlights
- Dual trumpet ship's horn
- Nautical Structures Euro 2500lb Davit (new '16)
- 13' 5" 2012 Nautica RIB w/Yamaha 60 HP O/B

Aft Deck & Swim Platform

- L-shaped settee w/Sunbrella cushions & storage below
- Oval teak table w/teak wood base
- (4) Teak chairs w/cushions
- (8) Overhead lights
- Teak sole
- Hatch to crew quarters
- Ladder w/teak treads to flybridge
- (4) Overhead stereo speakers
- (2) Aft deck storage lockers
- Sliding tinted glass door to salon
- Port & stbd doors to walk-around decks
- (3) Rod holders
- Security camera w/pan, tilt & zoom
- Reverse transom w/teak stairway to starboard down to swim platform
- Plexiglass gate at stairs to swim platform
- Centerline engine room door
- Deck hatch to access steering, rudders, etc.
- (3) Underwater lights
- Storage cabinet portside swim platform w/dive tank fill station & switch for underwater lights
- (7) Stainless steel removable rails on swim platform
- (3) Rod holders
- (3) Pop-up cleats
- Freshwater hot/cold shower to port
- Freshwater wash down, dockside water intake, to stbd

Deck Equipment

- Walk-around decks, -port & starboard
- Marquipt 8-step boarding ladder
- Freeman oval portlights
- Midship boarding gates, port & stbd
- Maxwell hydraulic 4500lb anchor windlass
- Danforth anchor w/ 200' chain
- Stainless steel ships bell
- Stainless steel burgee post
- Bench seating on bow w/storage below
- Freshwater hose w/quick connect
- Stainless steel bow rails
- (2) Kenwood stereo speakers
- Courtesy lighting

Safety Equipment & Fire Protection

- Engine room halon fire suppression system w/ (2) 60 lb halon tanks
- (22) Fire extinguishers
- (2) Life rings (flybridge & aft deck)
- (20) Life vests
- Givens (8) man life raft w/hydrostatic release (flybridge)

Electrical Equipment

- (2) Northern Lights, 38 KW Generators (Port: 1125 Hrs / Stbd: 1125 Hrs) New '16
- Hydraulic Power Take-Off on starboard generator
- (2) Single phase 100 amp shore power system w/ 100' cords
- Sentry 24v 60amp battery charger for house & mains (new '17)
- Sentry 24v 60amp battery charger for gens
- (2) 8D Batteries (stbd) (generator start)
- (4) 8D Batteries (port) main engine & house
- (2) Single phase 100 amp shore cords
- (2) Glendenning cable reels
- (2) Jefferson transformers

Engine & Mechanical Equipment

- (2) DDEC /MTU 16V-2000, 2000HP
- Sea Recovery 1500 GPD watermaker

- Sea Recovery 600 GPD watermaker (new '15)
- Naiad 302 hydraulic stabilizers w/Multi Sea 2000 digital upgrade & 9 sq ft fins
- American 45 HP bow thruster, 16" tunnel
- Hynautic hydraulic steering
- (2) CruiseAire 5-ton A/C chillers
- AC/DC fuel transfer & filtering systems
- (2) Racor fuel filters for each engine
- (3) Racor fuel filters for fuel transfer system
- Custom fuel polishing and transfer system
- Oil change system w/(2) 200 gal tanks for mains & gens
- Fuel filter water sensors w/monitoring system
- Electric fuel priming pumps for main & engines
- (2) Hot water heaters, 40 gal
- Delta T fan wired for exhaust only
- Brownies dive compressor
- Kobalt 90 PSI air compressor for ship's horn
- Headhunter Mach 5 freshwater pump
- Twin disc ZF transmissions
- Stainless steel shaft 4.5"
- Nibral 6-bladed props
- (2) Raymarine cameras
- Fire suppression system w/ventilation shut downs
- Hynautic power steering w/port & stbd engine driven pumps
- Stainless steel tool box, port & stbd
- Work bench w/vice, stbd

Comments

PA-LI-NE is a wide-beam 92' Hatteras Motoryacht from their Elite Series featuring a very desirable four stateroom layout with cherry wood joiner throughout. King master with his & her head, two queens and a twin stateroom. The main deck features a spacious salon with formal dining along with a gourmet galley forward. Outdoor areas include a large aft deck, spacious flybridge with wet bar, sunpads and tender. Her walk-around decks allow Captain and crew ability to service the vessel without interruption to the owner and guests. In 2003 PA-LI-NE was repowered with 2000HP MTU/DDEC 16V2000's with only 4300 original hours. The current owner has owned the vessel for over 16 years and has always been maintained by a professional captain and crew and has benefited with many upgrades and improvements. The Seller has taken delivery of a new vessel making PA-LI-NE very seriously for sale! Available for inspection at Pier 66 in Ft. Lauderdale until sold.



Исключения

При продаже яхты исключаются личные вещи владельца.

Отказ от ответственности



Компания предоставляет описание судна или яхты добросовестно, но не может гарантировать точность этой информации, а также не ручается за техническое состояние. Покупатель должен проинструктировать своих агентов или оценщиков исследовать представленную информацию более подробно, по собственному желанию. Продажа судна или яхты, изменение цены или снятие с продажи будет происходить без предварительного уведомления.




ФОТОГРАФИИ

























КОНТАКТЫ

Андрей Шестаков (Andrey Shestakov) – ведущий яхтенный брокер отдела продаж яхт и судов компании Shestakov Yacht Sales Inc. Официальный представитель Shestakov Yacht Sales Inc. для русскоговорящих клиентов в центральном офисе компании в Майами/Форт Лодердейл/Флорида/США.

Контактная информация

Email: **andrey@shestakovyachtsales.com**

Web: **shestakovyachtsales.com**

Телефоны

Краснодарский край: **+7(918)465-66-44**

США, Майами, Флорида: **+1(954)274-4435**

Время работы

Понедельник – Суббота: **9:00 - 21:00** EDT

Воскресенье: **Закрыто**

Адрес



Harbour Towne Marina, 850 NE 3rd St, STE 213, Dania, FL 33004