

510 SUNDANCER — SEA RAY



Builder: SEA RAY

Year Built: 2015

Model: Motor Yacht

Price: PRICE ON APPLICATION

Location: United States

LOA: 50' 0" (15.24m)

Beam: 14' 8" (4.47m)

Min Draft: 3' 11" (1.19m)

Max Draft: 4' 1" (1.24m)

Cruise Speed: 26 Kts. (30 MPH)

Max Speed: 30 Kts. (35 MPH)

Our experienced yacht broker, Andrey Shestakov, will help you choose and buy a yacht that best suits your needs **510 Sundancer — SEA RAY** from **our catalogue**. Presently, at **Shestakov Yacht Sales Inc.**, we have a wide variety of yachts available on **our sale's list**. We also work in close contact with all the big **yacht manufacturers** from all over the world.

If you would like to buy a yacht **510 Sundancer — SEA RAY** or would like help answering any questions concerning purchasing, selling or chartering a yacht, please call **+1(954)274-4435**

TABLE OF CONTENTS

TABLE OF CONTENTS	2
SPECIFICATIONS	3
Overview	3
Basic Information	10
Dimensions	10
Speed, Capacities and Weight	10
Accommodations	10
Hull and Deck Information	10
Engine Information	11
PHOTOS	12
CONTACTS	19
Contact details	19
Telephones	19
Office hours	19
Address	19

SPECIFICATIONS

Overview

Additional Specs, Equipment and Information: Specs Builder: Sea Ray Designer: Sea Ray Flag of Registry: United States Hull Shape: Semi-Displacement Dimensions LOA: 50 ft 0 in Beam: 14 ft 8 in Minimum Draft: 3 ft 11 in w/Zeus Drives Maximum Draft: 4 ft 1 in w/V-Drive Deadrise: 19 ° at Transom Dry Weight: 38985 lbs Engines Engine 1: Engine Brand: Cummins Year Built: 2015 Engine Model: QSC 550 Diesel Engine Type: Inboard Engine/Fuel Type: Diesel Location: Port Engine Hours: 275 Drive Type: Pod Drive Engine Power: 526 HP Engine 2: Engine Brand: Cummins Year Built: 2015 Engine Model: QSC 550 Diesel Engine Type: Inboard Engine/Fuel Type: Diesel Location: Starboard Engine Hours: 275 Drive Type: Pod Drive Engine Power: 526 HP Tanks Fresh Water Tanks: (110 Gallons) Fuel Tanks: (400 Gallons) Holding Tanks: (60 Gallons) Accommodations Number of cabins: 2 Number of heads: 2 Electronics GPS Compass Depthsounder Log-speedometer Radio TV set Radar Cockpit speakers Plotter DVD player Autopilot VHF Navigation center Repeater(s) Inside Equipment Manual bilge pump Marine head Refrigerator Air conditioning Battery charger Heating Microwave oven Washing machine Hot water Electrical Equipment Shore power inlet Generator Outside Equipment/Extras Cockpit shower Teak cockpit Cockpit table Swimming ladder Cockpit cushions Electric windlass Covers Bimini Top

Manufacturer Provided Description

There comes a peace at the very center of everything, when the world pivots around you in perfect balance. Some people spend a lifetime trying to find this spot. Others simply settle into the solarium-like covered cockpit of the 510 Sundancer. Light streams in through endless acres of glass above and to every side and even follows you when you head below under SkyFlow's glass cathedral ceiling over the galley and salon. Dissolving the separation between indoor and outdoor helped the 510 Sundancer win the AIM Marine Group Editor's Choice Award. Its technical prowess and inspired execution ensured the win, and the peace you will find therein.

Key Features

- Optional Zeus® propulsion with helm joystick & Skyhook® station keeper
- Climate-controlled cockpit sunroom
- Standard Raymarine® e125 Widescreen Radar/Chartplotter combo
- Standard LED flatscreen TV with remote DVD player in salon
- Fiberglass hardtop w/pneumatic sunroof
- Stereo with Wireless Bluetooth™ and media inputs
- Standard generator with sound shield

Air Conditioning / Heating

- Custom Integral Vent System
- Zone-Controlled Reverse-Cycle System (27,000 BTU) Upper Sunroom
- Zone-Controlled Reverse-Cycle System (32,000 BTU) Lower Cabin

Cabin Features

- Blinds
- Carbon Monoxide Monitors
- Carpet - Marine Grade
- Carpet Runners, Interior
- Curtains & Drape Trim
- Handrails
- Lighting, 12V Indirect
- Lighting, 12V Main - Overhead
- Outlet & Switch Plates - Polished Nickel Finish
- Outlets, 120V GFI Protected
- Outlets, 12V Accessory
- Pillows, Accent
- Wood Interior Finish

Canvas (Sunbrella)

- Aft Curtain
- Canvas Black

Certifications

- Meets Applicable USCG & ABYC Standards
- NMMA Yacht Certification

Cockpit Features

- Beverage Holders (4)
- Carpet Liner, Snap-In - Cockpit
- Door, Transom
- Handrails, 316 Stainless Steel
- Hatch, Engine Service
- Lighting, Indirect
- Outlet, 120V GFI Protected
- Seating, U-Shaped
- Ship's Bell
- Steps, Boarding
- Table, Cockpit

Control Station

- Alarms, High-Water: Bilge & Cabin
- Battery Parallel Switch - Engines
- Compass, Dash
- Dash, Gel Coated
- Horn, Air - (Concealed) Dual Trumpet
- Instrument Panel: High-Gloss
- SmartCraft Diagnostics
- SmartCraft Digital Throttle & Shift (DTS)
- SmartCraft VesselView Display
- Steering, Power w/Tilt Wheel
- Switch Panel: High Gloss (Backlit)
- Switches, Illuminated
- Windshield Defrosters

Electrical Systems

- Batteries, 8-D
- Battery Charger/Converter, 120V/50 Amp/12V
- Battery Switches
- Cable TV System
- Enclosure, Weatherproof Main Solenoid Disconnect w/Composite Enclosure
- Panel DC Circuit Breaker - Remote
- Panel, DC Main Breaker
- Panel, Main Distribution - AC
- Shore Power, Cablemaster
- Transformer, Shore Power Isolation
- Transformer, Shore Power Isolation - 240V/50 Amp
- Wiring, Color-Coded

Electronics

- Electronics Circuit, 12V/50 Amp
- VHF Radio

Engine Room

- Bilge Pumps, 12V
- Bilge Pumps, 12V Automatic (3)
- Blowers, 12V Bilge (2)
- Exhaust, Wet w/ Dual Stage Lift Mufflers
- Fire Suppression system - FM200 - Automatic
- Gel-Coated Engine Room

- Insulation, Engine Room - 2"
- Ladder, Stainless Steel
- Lighting, 12V
- Oil Changer System - Engines & Generator

Forward Stateroom

- Bed, Full-Size Island Style w/Electrically Actuated Extension & Posturepedic Backrest; Elastic Foam Mattress & Drawer Storage Below
- Door, Privacy
- Flooring, Wood
- Hanging Lockers, Mirrored (2), Cedar Lined w/Lights & Shelves
- Headboard, Lattice Style (Rope Locker Bulkhead)
- Storage, Side Shelves

Forward Stateroom Head / Shower

- Bathroom Tissue Holder
- Curtain, Shower
- Door, Privacy
- Flooring, Tile
- Handrails, Stainless Steel
- Head, VacuFlush®
- Power Vent, 12V
- Robe Hook
- Shower w/ Seat & Adjustable Shower Wand
- Storage, Medicine Cabinet - Mirrored
- Towel Bar
- Towel Cabinet
- Towels - Sea Ray
- Vanity w/Solid-Surface Countertop, Vessel Sink, Grohe Faucet & Storage Below

Fuel System

- Diesel Fuel System - Electric w/Transfer Pump
- Fuel Filters
- Fuel Lines (USCG - Type A-1)
- Fuel Tanks, Aluminum

Galley

- Coffeemaker, 120V
- Countertop, Solid-Surface w/Stainless-Steel Sink, Single-Lever Faucet & Sink Cover
- Handrail, Stainless Steel

- Microwave/Convection Oven
- Power Vent, 12V: w/Stainless Steel Grill
- Refrigerator/Freezer, Upright w/Stainless-Steel Front - Dual Voltage 120V/12V
- Storage, Drawers
- Storage, Upper & Lower
- Stove, Two Burner (Recessed to flush PUPS) 120V
- Trash Receptacle

Generator

- 11.5 kW Onan Diesel (120/240V/60 Cycle)

Hull & Deck Features

- Bottom Paint
- Bow Rail
- Cleats, Custom Sea Ray (8) Thru-Bolted Stainless Steel
- Deck Fill Plates
- Deck Rails
- Gel Coat, Arctic White
- Graphics, Striping
- Handrails, 316 Stainless Steel
- Hatch, Deck Vent
- Hull Windows, 2 Large - Fixed Smoked Acrylic
- Lights, Navigation
- Portlights, Stainless Steel (6)
- Resin, High-Performance Vinylester
- Rub Rail, PVC w/Stainless Steel Insert
- Storage, Transom Wall
- Stringer System, Fiberglass
- Swim Platform, Bolt-On w/Concealed Stainless-Steel Four-Step Swim Ladder w/Integral Grab Handle
- Thru-Hull Fittings Stainless Steel
- Vent System, Engine Room
- Windshield Washer System
- Windshield Wipers: w/Delay & Speed Control
- Windshield, Tempered/Tinted Curved Glass w/Aluminum Frame

Mid Master Stateroom

- Bed, Queen Size w/ Innerspring Mattress, Pillows, Sheets & Coordinated Spread, & Storage Below
- Door, Privacy w/Full Length Mirror
- Flooring, Carpet

- Hanging Locker, Cedar Lined w/Light
- Hull Windows - Port & Stbd
- Mirror, Wall Accent
- Nightstands, Built-In w/Countertops
- TV, Flatscreen w/ DVD Player

Mid-Stateroom Head/Shower

- Bathroom Tissue Holder
- Curtain, Shower
- Door, Privacy - Mirrored w/Access from Mid-Stateroom
- Flooring - Tile
- Handrail, Stainless Steel
- Head, VacuFlush®
- Power Vent, 12V
- Robe Hook
- Shower
- Storage, Medicine Cabinet: Mirrored
- Towel Bar
- Vanity w/Solid-Surface Countertop, Vessel Sink, Grohe Faucet & Storage Below

Propulsion

- Twin Cummins QSC 550 HO Diesel / Zeus Pods with Joystick control

Salon

- Entertainment Center Gaming System Port, MP3 Port w/12V Outlet, Stereo, Sony 12V AM/FM Single CD, Sirius Satellite Receiver w/Antenna, 6-Disc Changer, Amplifier, Speakers (4), iPod Interface w/Docking Station, Storage Cabinet - CD & Videotapes, TV, Flatscreen LCD (120V) w/Remote DVD Player
- Mirror, Wall Accent
- Seating, L-Shaped Sofa: w/Pull-Out Bed (Ultraleather HP)
- Steps, Entryway - Alum w/ Wood Treads
- Storage, Gunwale Cabinets

Sunroom Features

- Beverage Holders (2)
- Door, Sunroom Entry w/Aluminum Powder Coated Frame & Tempered/Tinted Glass (Sliding & Lockable)
- Hardtop, Fiberglass w/Pneumatic Retractable Sunroof & Overhead Lighting
- Lighting, Indirect LED
- Outlet, 120V GFI Protected

- Outlet, 12V Accessory
- Refrigerator, 120V, Stainless-Steel Drawer Style
- Seating, Pivoting Helm (2) w/Armrest, Reclining Backrests, Teak Footrests, Heavy-Duty Adjustable Pedestals
- Table, Sunroom - High Gloss Wood
- Wet Bar w/ Sink, Faucet, Solid-Surface Countertop, Stainless Steel Handrail, Trash Receptacle, & Storage Cabinet

Underwater Gear

- Trim Tabs, Hydraulic
- V-Drives
- Zeus Drives

Waste Systems

- Common Drain System
- Head System, VacuFlush
- Holding Tank
- Holding Tank Level Indicators
- Sump Box

Water System

- Freshwater Washdown Spigots
- Manifold System
- Pressure Water System
- Shower, Cockpit
- Water Heater (11-Gallon)
- Water Inlet, Dockside

Windlass System

- Anchor Chute: Stainless Steel
- Anchor Rope/Chain Storage (2): w/Hatches
- Anchor Washdown Spigot
- Anchor, Galvanized
- Windlass, Rope/Chain: w/Foot Switches

A brief statement:

Not all accessories shown or described herein are standard equipment or even available as options. Some features and options may not be available when a boat is built for outside North America and/or has CE Certification. Options and features are

subject to change without notice. Not all model-year boats may contain all the features or meet the specifications described herein. Confirm availability of all accessories and equipment with an authorized Sea Ray dealer prior to purchase.

Basic Information

Category: Motor Yacht

Sub Category: Express

Model Year: 2015

Year Built: 2015

Country: United States

Dimensions

LOA: 50' 0" (15.24m)

Beam: 14' 8" (4.47m)

Min Draft: 3' 11" (1.19m)

Max Draft: 4' 1" (1.24m)

Speed, Capacities and Weight

Cruise Speed: 26 Kts. (30 MPH)

Max Speed: 30 Kts. (35 MPH)

Displacement: 38985 Pounds

Water Capacity: 110 Gallons

Holding Tank: 60 Gallons

Fuel Capacity: 400 Gallons

Accommodations

Total Cabins: 2

Total Heads: 2

Hull and Deck Information

Hull Material: Fiberglass

Engine Information

Engines: 2

Manufacturer: Cummins

Model: QSC 550 Diesel

Engine Type: Inboard

Fuel Type: Diesel

PHOTOS





















CONTACTS

Andrey Shestakov, leading yacht broker of the sales department of Shestakov Yacht Sales Inc. Shestakov Yacht Sales Inc., the official representative of the Miami/Fort Lauderdale FL headquarters.

Contact details

Email: **andrey@shestakovyachtsales.com**

Web: shestakovyachtsales.com/en/

Telephones

USA: **+1(954)274-4435**

Office hours

Monday – Saturday: **9:00 - 21:00** EDT

Sunday: **closed**

Address



Harbour Towne Marina, 850 NE 3rd St, STE 213, Dania, FL 33004