

## ORDER BOAT — MARQUIS



**Builder:** MARQUIS

**LOA:** 72' 5" (22.07m)

**Year Built:** 2019

**Beam:** 18' 1" (5.51m)

**Model:** Cruiser

**Max Draft:** 5' 6" (1.68m)

**Price:** PRICE ON APPLICATION

**Location:** United States

Our experienced yacht broker, Andrey Shestakov, will help you choose and buy a yacht that best suits your needs **Order Boat — MARQUIS** from **our catalogue**. Presently, at **Shestakov Yacht Sales Inc.**, we have a wide variety of yachts available on **our sale's list**. We also work in close contact with all the big **yacht manufacturers** from all over the world.

If you would like to buy a yacht **Order Boat — MARQUIS** or would like help answering any questions concerning purchasing, selling or chartering a yacht, please call **+1(954)274-4435**

---

# TABLE OF CONTENTS

---

TABLE OF CONTENTS	2
SPECIFICATIONS	4
Overview	4
Basic Information	4
Dimensions	4
Speed, Capacities and Weight	4
Accommodations	4
Hull and Deck Information	4
Engine Information	5
DETAILED INFORMATION	6
Construction	6
Water and Holding Tank	6
Mechanical	7
Engine Room	7
Cockpit features	8
Helm Station	9
Salon	9
Master Head	10
VIP Stateroom	11
Foyer	11
Guest Head	12
Guest Stateroom	12
Electrical Systems	13
Boarding Platform	14
Decks	14
Safety and Navigation	15
Command Bridge	15
Galley and Entertaining Area	16

---

Master Stateroom	17
Dual Master Head (Optional)	18
VIP Head	19
Guest room	20
Stern Cabin/Day Head "Cabana"	20
Pilot House (Optional)	21
Choose Your Propulsion	21
Exclusions	21
Disclaimer	21
PHOTOS	22
CONTACTS	24
Contact details	24
Telephones	24
Office hours	24
Address	24

---

# SPECIFICATIONS

---

## Overview

---

To Order Your 72 Marquis Fly Bridge Contact us! The new order would be a 2019 Model.

## Basic Information

---

**Category:** Cruiser

**Sub Category:** Sedan Cruiser

**Model Year:** 2019

**Year Built:** 2019

**Country:** United States

## Dimensions

---

**LOA:** 72' 5" (22.07m)

**Beam:** 18' 1" (5.51m)

**Max Draft:** 5' 6" (1.68m)

## Speed, Capacities and Weight

---

**Water Capacity:** 200 Gallons

**Holding Tank:** 153 Gallons

**Fuel Capacity:** 1300 Gallons

## Accommodations

---

**Total Cabins:** 4

## Hull and Deck Information

---

**Hull Material:** Fiberglass

## Engine Information

---

**Manufacturer:** CAT

**Model:** C-32 Acert

**Engine Type:** Inboard

**Fuel Type:** Diesel

---

# DETAILED INFORMATION

---

## Construction

---

- Cabinetry - marine-type with doweled and dove-tailed joints, metallic joint reinforcements, stainless steel and silicon bronze fasteners, custom fit
- Open grained, select hardwood bulkheads, cabinetry and mouldings throughout cabin
- Cored hull sides - fiberglass encapsulating high-density foam core below the waterline and endgrain balsa core above the waterline
- Deck plate - 1.75" (4,4 cm) tubular aluminum rails and 1.75" (4,4 cm) endgrain balsa core encapsulated in fiberglass, mechanically fastened and laminated to hull sides around entire circumference, comprises fore deck, side decks and cockpit sole, and main cabin under-sole
- Hull bottom - solid fiberglass with Knytex substrates, sandblasted in preparation for bottom paint assures adherence and eliminates the "peeling effect", vinyl ester barrier coat
- Stringer system - molded fiberglass grid on hull sides and bottom, high-density foam core
- Structural engine mountings - linear span, longitudinal rail system with multiple-gusseted steel plates bolted through reinforced, high-density foam-cored stringer members
- Superstructure - unitized flybridge and deck house construction, self-supporting, aluminum truss cage system configured as monocoque structure, welded to base frame of aluminum bar stock, mechanically fastened to main cabin upper-sole (1.75" (4,4 cm) tubular aluminum rails and 1.75" (4,4 cm) endgrain balsa core encapsulated in fiberglass, assembly bolted to deck plate through drilled-and-tapped reverse flange mount reinforced with aluminum bar stock
- U.S. Navy-style construction with hull and deck plate forming integrated structural element, "boxed-beam" reinforcement with minimum 1" (2,5 cm) thick structural bulkheads triple-bonded on their circumference

## Water and Holding Tank

---

- Fixtures - imported custom taps/spigots
- Fresh water storage tank (1) - 200 gallons (757 liters), stainless steel
- Fresh water tank level monitor
- Grey water sump pump (2) - automatic/manual operation, 3700 gallons (14006 liters) per hour
- Handshower - fresh water, hot and cold, in transom
- Fresh water system - pressurized (24V) with dual filters and expansion tank

- Plumbing - flexible lines constructed of molecularly cross-linked polyethylene, rigid lines constructed of PVC
- Shore water connection with pressure-reduction valve
- Washdown - fresh water, 1 at bow and 2 at transom
- Waste holding tanks (2) - (1) 77 gallon (291 liter) and (1) 76 gallon (287 liter), with filtered vents and dockside pumpouts
- Waste tank level monitors (4)
- Water heaters (2) - 16 gallons (60 liters) each

---

## Mechanical

---

- Air conditioning -Dometic split system in cabin, 4-zone, 78,000 BTU, [optional A/C unit on bridge, 24,000 BTU, A/C unit in optional crew quarters, 6,000 BTU], with reverse cycle, heat and heater strips, dedicated Marinco® shore power connector
- Cutlass bearings - synthetic rubber composite
- Exhaust mufflers - Generator, Hyro Lift Water Separating
- Fresh water cooling - engines and Generator
- Fuel tanks (2) - 650 gallons (2460 liters) each, welded, baffled 5052 aluminum
- Hull portlights - 10" x 21" (25 cm x 53 cm), 12" (30 cm) round screened, multiple latches
- Marquis Docking System™ includes 13 hp, 9.8" (25 cm) diameter Side Power® bow and stern thrusters providing 507 lbs. (230 kg) of thrust with wireless docking remote control
- Power steering/Electro Hydraulic
- Propellers - 5-blade, Certifiable Alloy NiBrAl, 38" (97 cm) diameter, manufacturer-certified
- Propeller shafts - Aquamet®, 22 Hi Strength 3.5" (9 cm) diameter
- Rudders and struts, primary and secondary - 421 manganese bronze
- Seawater strainers
- Ship's systems control panels in engine room
- Tides Marine® SureSeal Shaft Seals - self-aligning Nitrile lip seal, maintenance free, spare lip seal included
- Trim tabs (4) - Planes Lectro tab 36" x 9", stainless steel, (4) Actuators

---

## Engine Room

---

- AC and DC distribution panels
- Bilges coated with white, medium-gloss gelcoat
- Bulkheads laminated to hull side and hull bottom stringers
- Catwalk - polished diamond plate
- Cockpit hatch access ladder - stainless steel, nonskid steps
- Electrical outlet

- Entrance hatches (2) - dual access (cockpit and storage lazarette/optional crew quarters)
- Insulation - SoundDown®, perforated marine-grade 5052 aluminum surface with polyester-epoxy hybrid powder coat face and nonwoven acoustic material backing, sublayers of 1" (2.5 cm) fire-retardant foam with metalized mylar vapor barrier face, 2-lb./ft<sup>2</sup> (9.7 kg/m) vinyl acoustic barrier, 1" (2.5 cm) fire-retardant foam
- Lights(6) - overhead
- LED, controls in cockpit and storage, lazarette/optional crew quarters
- Surface panels - aluminum, perforated, white
- Workbench with vise and storage (not available with gyro stabilizer)
- Mechanical Compartment
- Access door - in lazarette storage/optional crew quarters
- Bilges coated with white, medium-gloss gelcoat
- Bulkhead laminated to hull sides and stringers
- Catwalk - polished diamond plate
- Light - overhead, LED, controls in cockpit and storage lazarette/optional crew quarters

## Cockpit features

---

- 114 ft<sup>2</sup> (10,5 m<sup>2</sup>) approx., fully guttered and self-draining
- Bridge stairway - integral, 10" (25 cm) risers (meets residential standards), with stainless steel hand rails, inlaid 3/8" (9,5 mm) plank teak decking steps, 3 recessed courtesy lights
- Electrical outlet
- Emergency fire suppression system controls - in starboard transom corner locker
- Engine room hatch - guttered, watertight, polished stainless steel hardware, supported by gas shocks
- Fairleads (2) - polished stainless steel, port and starboard
- Fire extinguisher - in starboard transom corner locker
- Lights (4) - courtesy, recessed, with exterior-mounted switch
- Lights (9) - overhead, recessed, with exterior-mounted switch
- Lockers (2) - storage, in transom corners
- Lockers (2) - fresh and optional raw water washdown in each, hand-shower in starboard, self-draining, in port and starboard bulwark
- Lounge - ultraleather upholstery, accommodates 6 adults, across transom, with cover
- Mooring cleats (2) - bollard-style, stainless steel, bolted through aluminum backing plate, inboard-mounted
- Overhead sun/weather protection - with mirrored bussola inset
- Stereo speakers (2)
- Teak decking - inlaid, 3/8" (9,5 mm) plank



- Transom gates (2) - stainless steel
- Marquis™ monogrammed, at the top of the cockpit stairways

---

## Helm Station

---

- Air vents (3) - 2 directable, 1 fixed
- Access doors (3) - provide access to systems and wiring below helm
- Access panel - provides access to wiring below helm
- Accessory space - for installing navigation electronics
- Adapter - 12V
- Beverage holders (3) - stainless steel, self-draining
- Companion helm seats (2) - swivel pedestal, high-quality elegant upholstery, embroidery stitching, and arm rests
- Dash - wraparound fiberglass with brushed aluminum accents
- Displays (1 for each engine) - digital LCD, engine instrumentation and diagnostics
- Gauges - analog, rudder angle, fuel level (1 for each tank)
- Helm seat - swivel pedestal, high-quality elegant upholstery, embroidery stitching, arm rests, flip-up seat bolster, adjustable height, stitched Marquis™ Yachts icon
- Lights (2) - courtesy, recessed
- Rocker-type panel switches
- Stereo speakers (2) -pre-wired
- Tilt steering wheel
- Windshield - tinted, wraparound, stainless steel frame
- Venturi air deflector

---

## Salon

---

- AC and DC distribution panels - concealed, hinged
- Calia Italia® handmade Italian white leather furniture set with sofa and four chairs
- Cabinets (5) - select finish hardwood
- Curtain - décor-matched, slides horizontally in top and bottom tracks, over entrance door
- Designer décor - consisting of premium wall coverings and fabrics
- Electrical outlets
- Entertainment group - 42" (106 cm) Sole® LCD TV (built to durable marine grade standards) enclosed in cabinet, Sony® progressive scan 5-disc DVD/CD changer, Sony® 5.1 channel home theater receiver, Niles
- In-Wall® theater speakers, subwoofer and Apple iPod® dock
- Entrance door - stainless steel frame, fully vertical, convex, sliding, handle latch, keyed deadbolt, secures open, neutral density glass with mirrored exterior, interior sliding screen

- Hardware highlights - stainless steel, polished and brushed
- Handlaid Brazillian Cherry wood plank flooring
- Light - metal scone with linear architectural detail and bold cubic shade, by Cantalupi® of Viareggio, Italy
- Lights (6) - in soffit, recessed, with electronic dimmer control
- Lights (10) - overhead, recessed, with electronic dimmer control
- Rialto crystal coffee table by Forma and Design®, European contemporary design with enduring style
- Rocker light switches
- Soffits (2) - select hardwood, port and starboard outboard
- Bridge interior companionway access - circular, polished stainless steel post and step supports, etched glass steps
- Window treatment - roman shades with recessed headrails

---

## Master Head

---

- Cabinet - select hardwood with sea rail
- Designer décor - consisting of premium wall coverings and fabrics
- Electrical outlets
- Entrance door - solid wood, secures open and closed, stainless steel hardware
- Exhaust fan
- Flooring - Spanish Emperador marble
- Hardware highlights - stainless steel, polished and brushed
- Hull portlight - frosted privacy glass with screen
- Lights (2) - overhead, recessed
- Lights (7) - over and next to vanity mirror, recessed
- Medicine cabinet - 4 shelves with sea rails
- Mirror - over vanity
- Rocker light switches
- Soffit - select hardwood grille
- Toilet - Tecma® Silence, full-size, electric pump flush
- Toilet paper holder - wall-mounted
- Towel bars (2)
- Towel sets (2) - bath towel, hand towel, washcloth
- Vanity - marble countertop and backsplash, his and hers over-counter basin sinks with bold rectangular shape, cutom-mounted, 2 cabinets beneath with sea rails
- Wall covering - silk/cotton blend
- Walk-In Tile Shower
- Lights - overhead, recessed
- Shower door - frameless glass with stainless steel hardware
- Spanish Emperador marble tile walls and flooring
- Imported contemporary stainless steel fixtures with detachable shower head for use as handshower

- Marble tile bench seat

---

## VIP Stateroom

---

- Berth - queen-size, pillow-top inner-spring mattress, island, with Ultraleather upholstered bolsters around berth
- Berth nightstands (2) - 3 cabinets beneath
- Berth step-ups (2) - carpeted
- Bulkhead architectural feature - upholstered vertical panels with stainless steel vertical details
- Carpet - Premium Ralph Lauren® Winslow Linen
- Designer décor - consisting of premium wall coverings and fabrics
- Electrical outlets
- Entrance door - solid wood, secures open and closed, stainless steel hardware
- Hardware highlights - stainless steel, polished and brushed
- Hull portlights (2) - fixed, non-opening
- Lights (6) - overhead, recessed
- Lights (3) - over berth head, recessed
- Lights - accent, recessed under berth
- Lights (2) - imported with contemporary design directable for reading
- Overhead hatch - translucent, lockable, with self-storing fold-down stainless steel egress ladder
- Rocker light switches
- Sheet set embroidered with Marquis™ logo - fitted sheet, flat sheet, two pillow cases
- Soffit - wood grille
- Storage cabinets (6)
- Storage drawer - extra-large
- Surround shelves - select hardwood
- Wall covering - silk/cotton blend
- Wardrobe lockers (2) - full-height, cedar-lined, carpeted, automatic light, mirrored doors, magnetic door catches
- Window treatments - roman shades with recessed headrail

---

## Foyer

---

- Alcove - select hardwood, overhead recessed light
- Flooring - Italian marble with stylized Spanish Emperador marble inset and trimwork
- Handrail - stainless steel, on stairway
- Lights (4) - courtesy, recessed

- Lights (2) - overhead, recessed
- Rocker light switches
- Stairwell trim - wood, bolster with ultraleather upholstery
- Wall covering - silk/cotton blend

---

## Guest Head

---

- Cabinet - 3 shelves with sea rail
- Electrical outlet
- Entrance doors (2) - dual access (guest stateroom and foyer), solid wood, secure open and closed, stainless steel hardware
- Exhaust fan
- Flooring - granite
- Hardware highlights - stainless steel, polished and brushed
- Lights (2) - overhead, recessed
- Lights (2) - over vanity, recessed
- Medicine cabinet - mirrored door, 2 shelves with sea rail
- Mirrored bulkhead - over vanity
- Rocker light switch
- Soffit - wood grille, over vanity
- Toilet - Tecma® Silence, full-size, electric pump flush
- Toilet paper holder - wall-mounted
- Towel bar and ring
- Towel set - bath towel, hand towel, washcloth
- Vanity - marble countertop and backsplash, stainless steel grab rail across front, over-counter basin sink with bold rectangular shape, custom-mounted, cabinet beneath with sea rail
- Wall covering - silk/cotton blend
- Shower Stall
- Bench seat - integral
- Hull portlight - frosted privacy glass with screen
- Light - overhead recessed
- Nonskid sole
- Soap dish
- Shower door - clear glass in gasketed polished aluminum frame
- Shower head - detachable for use as handshower

---

## Guest Stateroom

---

- Air conditioning
- Access door - to starboard mechanical compartment
- Berth - twin-sized, starboard side

- Berth - twin-sized, port side, private location
- Electrical outlet
- Entrance doors (2) dual access (engine room and boarding platform), watertight, engine room door has porthole, keyed deadbolt, triple latch
- Lights - reading
- Lights - overhead
- Storage cabinets - wood with high gloss finish
- Flooring - inlaid teak wood
- Vanity - granite style countertop
- Shower stall with toilet enclosed
- Exhaust fan
- Mirrored bulkhead over vanity

## Electrical Systems

- AC/DC distribution panels with PLC-controlled circuit breakers and integral generator controls, AC digital voltmeters and ammeters, DC digital multimeter
- Batteries (4ea) - DEKA Marine, 8D series, marine (12V) cold cranking rating of 1375 amps, reserve capacity of 430 minutes at 25 amp draw, 200 amp/hour rating. 2ea Rolls Surret 8D 3.75 amp/hour rating
- Battery (1) - dedicated 31 series Deka Marine®, deep cycle (12V), cold cranking rating of 950 amps, reserve capacity of 225 minutes at 23 amp draw, 100 amp/hour rating [generator]
- Battery chargers (5) - electronic, AC-DC converters [(2) 75 amp for engine batteries, (1) 25 amp for generator, (1) 100 amp for ship service, (1) 120 amp inverter/charger]
- Cablemasters - dual
- Courtesy lights -LED
- Dockside inlet - CATV with 50' (15,2m) of white cord
- Generator - 28.0 kW 60 Hz (28.0 kW 50 Hz), Kohler® with sound shield, dedicated 31 series battery, 5 year warranty, premium electrical system cablemaster, and remote power source control
- Ground Fault Circuit Interrupt (GFCI) protection - all electrical outlets
- Inverter - 4000 watt 24 VDC to 110 VAC 60Hz (24V DC to 230VAC 50Hz) electrical on select appliances
- Isolation transformers on the internal shore power lines with ELCI Inlet
- Breakers 60 Hz
- Overhead lights - 10 W, LED bright stainless steel bezel
- Shore power connectors (2) - 50 amp - 240 V 60Hz (32 amp - 230V 50Hz)
- Shore power cords (2) -Marinco® 75' (22,8 m ) each, 50 amp (32 amp 220 V), white-included with cable master
- Wiring system - tinned copper strand wire, harnessed, color-coded, labeled, meets or exceeds ABYC standards

---

## Boarding Platform

---

- Window systems 107 ft<sup>2</sup> (9,9 m<sup>2</sup>) approx., hydraulically-actuated, pantographic, moves out and down, with remote control
- Boarding ladder - telescoping, with grab rail, concealed beneath platform extension
- Bilge air exhaust vent - concealed in transom
- Cockpit stairways (2) - integral to deck
- Mooring cleats (2) - bollard-style, stainless steel, bolted through aluminum backing plate
- Grab rails (2) - stainless steel, on transom
- Teak decking - inlaid, 3/8" (9,5 mm) plank

---

## Decks

---

- Anchor plate - polished stainless steel, with stainless steel clad recessed anchor channel and nylon rollers
- Beverage holder recess
- Bow rail - 1.25" (3 cm) O.D., lineal-buffed, 316 stainless steel
- Bow rail stanchions - double-welded (inside and outside), 316 stainless steel, anchored to aluminum backing plates laminated into bulwark
- Bulwark - fiberglass
- Drain grates (2) - polished stainless steel, with insignia
- Engine room air vents - concealed in superstructure
- Gutters (2) - port and starboard, direct water from canted walk surface to grated trap, then overboard
- Hawse pipes (2) - polished stainless steel, port and starboard
- Lights (6) - 18W LED, minispot-lights, illuminate cabin &, bridge sides
- Lights - accent, courtesy, recessed
- Lights (6) - overhead, recessed
- Locker - Contains optional Forward TV and Shore Power Connectors, fresh and optional raw water washdowns, polished stainless steel hardware, gull-wing door supported by gas shocks, in superstructure forepeak
- Locker - contains windlass and bollard-style anchor cleat, polished stainless steel hardware, in-deck, self-draining
- Lockers (2) - fender and line, polished stainless steel hardware, in-deck, self-draining
- Lockers (2) - fender and line polished stainless steel hardware, in superstructure, gull-wing doors supported by gas shocks, self-draining
- Mooring cleats (2) - bollard-style, stainless steel, bolted through aluminum backing plate, inboard-mounted
- Pilothouse door - manual
- Rub rail molding - high-impact, heavy duty, 1" (2.5 cm) 316L stainless steel insert

- Side deck access doors - port and starboard
- Spring cleats (4) - bollard-style, stainless steel, bolted through aluminum backing plate
- Sunpad - double
- Windshield weather covers - black mesh

---

## Safety and Navigation

---

- 65-5-5-5 marine grade bronze seacocks for all underwater thru-hulls
- Anodes - zinc, sacrificial
- Battery master disconnect switches
- Battery boxes and covers with restraint straps
- Bilge alarm - highwater
- Bilge blowers - 250 cubic foot/minute (7 cubic meters/minute) with acoustic filters (1) 24V 4600 cubic foot/minute (130 cubic meters/minute)
- Bilge pumps (9) - 3700 gallons per hour (14000 liters per hour) each, automatic/manual operation (24V)
- CO detectors throughout cabin and in optional crew quarters
- Compass - Ritchie® Navigator 4.5" (11.4 cm), flush mount, illuminated, dual-read
- Docking lights - transom
- Engine alarms - all vital possibilities
- Fire suppression system - automatic, FE241
- Flagstaffs (2) - bow and stern
- Fuel alarm lights (2) - indicate water in fuel
- Galvanic isolator/zinc saver, 50 Hz
- Horns - dual air trumpet
- Internal bonding system with size 8 gauge wire
- Molded nonskid surfaces on all walk decks - diamond pattern
- Navigation lights (COLREGS)
- Spotlight - ACR 100D, dual light
- Windlass package - Quick® ARGO 2300 watt with 75 lb. (34 kg) stainless steel plow anchor and 300' (91.4 m) of 3/8" (9.5 mm) grade 40 chain
- High engine exhaust temperature alarm

---

## Command Bridge

---

- Aft bridge extension, self-draining, with toe rail
- Beverage holders (8) - stainless steel, self-draining
- Cabinet - fiberglass, starboard side
- DC distribution panel - bridge 12V systems
- Electrical outlets
- Electronics arch - welded premium grade aluminum painted with

AWLCRAFT® 2000 acrylic urethane topcoat for use in harsh marine environments

- Electronics arch access plates (7) - corrosion-resistant polymer attached with noncorroding fasteners and waterproof sealant
- Entrance door - stainless steel frame with tinted tempered glass, interior and exterior grab handles and latch handles, keyed deadbolt, weather-tight, provides access to cabin
- Lights (2) - courtesy, recessed
- Lights (5) - courtesy, recessed, with exterior-mounted switch
- Lights - in electronics arch, recessed, with exterior-mounted switch
- Lights - accent, courtesy, recessed under bar
- Lounge - command bridge, U-shaped, accommodates 8 adults, with storage beneath
- Safety rail - 1.2" (3,1 cm) O.D., lineal-buffed, 316 stainless steel, with intermediate rail, around cockpit stairway opening
- Safety rail stanchions - double-welded (inside and outside), 316 stainless steel, anchored to aluminum backing plates laminated into deck
- Self-draining walk surface
- Stereo speakers (2) - in electronics arch, pre-wired
- Table - wood and acrylic top, highly polished stainless steel, frame and pedestal base
- Wet bar - solid surface countertop, undermounted sink with cold water faucet, 2 storage cabinets beneath, angular, translucent solid surface countertop with underlighting, stainless steel foot rail, cabinet beneath with bottle holders

---

## Galley and Entertaining Area

---

- Countertops - granite
- Designer décor - consisting of premium wall coverings and fabrics
- Electrical outlets
- Flooring - granite in galley or laminate wood
- Hardware highlights - polished stainless steel
- Lights - overhead, recessed
- Lights - recessed in bottom of overhead cabinets
- Microwave/convection oven/broiler - Sharp®, built-in, brushed stainless steel finish
- Cooktop 3 burner
- Exhaust fan with outside vent
- Refrigerator/freezer - Jenn-Air®, full-size french door, bottom freezer, brushed stainless steel finish or undercounter Subzero® refrigerator/freezer separate
- Rocker light switches
- Skylounge Dining Area - with ultraleather lounge, high-gloss wood table accommodating 8 adults
- Serving bar on starboard side with sink and storage
- Sink - two basin, stainless steel, undermounted



- Storage cabinets
- Storage drawers

---

## Master Stateroom

---

- Berth - "California King," pillowtop inner-spring mattress, island, with ultraleather upholstered headboard and bolsters around berth
- Berth nightstands (2) - cabinet beneath
- Bulkhead architectural feature - upholstered framed mirror with accent lighting behind mirror
- Cabinets (2) - select hardwood, marble sole accent
- Carpet - premium Ralph Lauren® Winslow Linen
- Designer décor - consisting of premium wall coverings and fabrics
- Dresser - 4 drawers, select hardwood
- Electrical outlets
- Entrance door - select hardwood, secures open and closed, stainless steel hardware
- Lights (3) - over entry dais, recessed, with electronic dimmer controls
- Lights (10) - with electronic dimmer controls
- Lights (3) - in soffit over berth head, recessed, with electronic dimmer control
- Lights (3) - in starboard soffit, recessed, with electronic dimmer control
- Lights (3) - over entry dais cabinet, recessed
- Lights (3) - over bulkhead architectural feature, recessed
- Lights (2) - sconce, by Cantalupi® of Viareggio, Italy
- Lights - accent, recessed under berth and cabinets
- Mirror - beveled edges, above entry cabinet
- Rocker light switches
- Sheet set embroidered iwth Marquis™ logo - fitted sheet, flat sheet, two pillow cases
- Sofa - ultraleather upholstery
- Soffit - wood grille, around stateroom perimeter
- Windows (6) - fixed hull, 12" (30 cm) opening port
- Window treatments - roman shades with recessed headrails
- Walk-In Closets (2)
- Carpet - premium Ralph Lauren® Winslow Linen
- Drawers (2) - recessed
- Entrance doors - solid wood, stainless steel magnetic door catches
- Hull portlight - with screen
- Lights - overhead, recessed, automatic operation
- Shoe storage rack
- Storage cabinet - recessed

---

## Dual Master Head (Optional)

---

- Designer décor - consisting of premium wall coverings and fabrics
- Flooring - marble
- Hardware highlights - stainless steel, polished and brushed
- Rocker light switches
- Towel sets (2) - bath towel, hand towel, washcloth
- His Compartment
- Cabinet - Solid wood with sea rail
- Electrical outlet
- Entrance door - solid wood, secures open and closed, stainless steel hardware
- Exhaust fan
- Hull portlight - frosted privacy glass with screen
- Lights (2) - overhead, recessed
- Lights (5) - over and next to vanity mirror, recessed
- Medicine cabinet - 4 shelves with sea rails
- Mirror
- Soap dispenser
- Soffit - select hardwood grille
- Toilet - Tecma® Silence, full-size, electric pump flush
- Toilet paper holder - wall-mounted
- Towel bars (2)
- Vanity - marble countertop and backsplash, over-counter basin sink with bold rectangular shape, custom-mounted, cabinet beneath with sea rail
- Wall covering - silk/cotton blend
- Hers Compartment
- Cabinet - wood with sea rail
- Electrical outlets
- Entrance door - solid oak wood, secures open and closed, stainless steel hardware
- Exhaust fan
- Hull portlight - frosted privacy glass with screen
- Lights (2) - overhead, recessed
- Lights (2) - over vanity, recessed
- Lights (5) - over and next to make-up vanity mirror, recessed
- Make-up vanity - marble countertop, grab rail across front, drawer beneath, wooden stool
- Medicine cabinet - 4 shelves with sea rails
- Mirror
- Soffit - select wood grille
- Toilet - Tecma® Silence, full-size, electric pump flush
- Toilet paper holder - wall-mounted
- Towel bars (2)
- Vanity - marble countertop and backsplash, over-counter basin sink with bold

rectangular shape, custom mounted, cabinet beneath with sea rail

- 
- Wall covering - silk/cotton blend
- Entrance doors (2) - dual access (his and hers compartments) frameless glass
- WALK-IN TILE SHOWER
- Spanish Emperador marble tile walls and flooring
- Imported contemporary stainless steel fixtures with detachable shower head for use as handshower
- Marble tile bench seat

## VIP Head

---

- Cabinet - recessed, 5 shelves with sea rails
- Electrical outlet
- Entrance door - solid wood, secures open and closed, stainless steel hardware
- Exhaust fan
- Flooring - granite
- Hardware highlights - stainless steel, polished and brushed
- Lights (2) - overhead, recessed
- Lights (2) - over vanity, recessed
- Medicine cabinet - mirrored door, 2 shelves with sea rail
- Mirrored bulkhead - over vanity
- Rocker light switches
- Soffit - select hardwood grille, over vanity
- Toilet - Tecma® Silence, full-size, electric pump flush
- Toilet paper holder - wall-mounted
- Towel bars (2)
- Towel ring
- Towel set - bath towel, hand towel, washcloth
- Vanity - marble countertop and backsplash, stainless steel grab rail across front, over-counter basin sink with bold rectangular shape, custom mounted, cabinet beneath with sea rail
- Wall covering - silk/cotton blend
- Shower Stall
- Bench seat - integral
- Hull portlight - frosted privacy glass with screen
- Light - overhead, recessed
- Nonskid sole
- Soap dish
- Shower door - clear glass in gasketed polished aluminum frame
- Shower head - detachable for use as handshower
- Towel bar

---

## Guest room

---

- Berths (2) - twin, inner-spring mattress, with upholstered headboards, side boards, and bulkhead bolsters
- Berth nightstand - select hardwood inlay top and sea rail, drawer beneath
- Carpet - premium Ralph Lauren® Winslow Linen
- Designer décor - consisting of premium wall coverings and fabrics
- Electrical outlet
- Entrance door - solid wood, secures open and closed, stainless steel hardware
- Hanging locker - full-height, cedar-lined, automatic light
- Hardware highlights - stainless steel, polished and brushed
- Hull portlight - with screen
- Light - sconce, brushed aluminum with shade by Cantalupi® of Viareggio, Italy
- Lights (6) - overhead, recessed
- Lights - accent, recessed under berths
- Overhead storage
- Private guest head access
- Rocker light switches
- Sheet sets embroidered with Marquis™ logo - (2) fitted sheet, flat sheet, pillow case
- Soffit - wood grille
- Storage - beneath berths
- Wall covering - silk/cotton blend
- Window treatment - roman shade with recessed headrail

---

## Stern Cabin/Day Head "Cabana"

---

- Air conditioning
- Access door - to starboard mechanical compartment
- Berth - twin-sized
- Electrical outlet
- Entrance doors (2) dual access (engine room and boarding platform), watertight, engine room door has porthole, keyed deadbolt, triple latch
- Lights - reading
- Lights - overhead
- Storage cabinets - wood with high gloss finish
- Flooring - inlaid teak wood
- Vanity - granite style countertop
- Shower stall with toilet enclosed
- Exhaust fan
- Mirrored bulkhead over vanity

---

## Pilot House (Optional)

---

- Access doors (2) - provide access to wiring below helm
- Accessory space - for installing navigation electronics in helm
- Adapter - 12V, at helm
- Cabinet - wood inlay top with sea rail
- Carpet - premium Ralph Lauren® Winslow Linen
- Circuit breakers - for helm controls
- Electrical outlets
- Helm - fiberglass with stitched leather accents
- Helm seat - ultraleather upholstery, 6-way adjustable
- Light - overhead, recessed, red illumination for night operations
- Lights (5) - overhead, recessed
- Lounge - ultraleather upholstery, accommodates 4 adults
- Steering wheel - brushed aluminum rim and hub, adjustable
- Rocker light switch
- Windshield defoggers (3)
- Windshield wipers (3) - pulse, each with fresh water washer

---

## Choose Your Propulsion

---

- Cat C-32 ACERT 1470hp 2012 EPA Tier 2 HP
- Man V12 24L - 1400hp (2014 EPA Tier 3) HP
- Man V12 24L - 1650hp (2014 EPA Tier3) HP

---

## Exclusions

---

Owner's personal belongings.

---

## Disclaimer







---


The Company offers the details of this vessel or yacht in good faith but cannot guarantee or warrant the accuracy of this information nor warrant the condition of the vessel. A buyer should instruct his representatives, agents, or his surveyors, to investigate such details as the buyer desires validated. This vessel or yacht is offered subject to prior sale, price change, or withdrawal without notice.

---

# PHOTOS

---





# CONTACTS

---

Andrey Shestakov, leading yacht broker of the sales department of Shestakov Yacht Sales Inc. Shestakov Yacht Sales Inc., the official representative of the Miami/Fort Lauderdale FL headquarters.

## Contact details

---

Email: **andrey@shestakovyachtsales.com**

Web: [shestakovyachtsales.com/en/](https://shestakovyachtsales.com/en/)

## Telephones

---

USA: **+1(954)274-4435**

## Office hours

---

Monday – Saturday: **9:00 - 21:00** EDT

Sunday: **closed**

## Address

---



Harbour Towne Marina, 850 NE 3rd St, STE 213, Dania, FL 33004