

ALL OR NOTHING — AZIMUT



Builder: AZIMUT

Year Built: 2011

Model: Motor Yacht

Price: PRICE ON APPLICATION

Location: United States

LOA: 72' 0" (21.95m)

Beam: 18' 3" (5.56m)

Min Draft: 5' 2" (1.57m)

Max Draft: 5' 8" (1.73m)

Cruise Speed: 32 Kts. (37 MPH)

Max Speed: 40 Kts. (46 MPH)

Our experienced yacht broker, Andrey Shestakov, will help you choose and buy a yacht that best suits your needs **ALL OR NOTHING — AZIMUT** from our catalogue. Presently, at Shestakov Yacht Sales Inc., we have a wide variety of yachts available on our sale's list. We also work in close contact with all the big yacht manufacturers from all over the world.

If you would like to buy a yacht **ALL OR NOTHING — AZIMUT** or would like help answering any questions concerning purchasing, selling or chartering a yacht, please call **+1(954)274-4435**

TABLE OF CONTENTS

TABLE OF CONTENTS	2
SPECIFICATIONS	4
Overview	4
Basic Information	4
Dimensions	4
Speed, Capacities and Weight	4
Accommodations	5
Hull and Deck Information	5
Engine Information	5
DETAILED INFORMATION	6
Upgrades	6
Flybridge	6
Pilot Console	6
Deck Bridge and Cockpit	7
Bow	7
Stern	8
Helm Station	8
Saloon	9
Dinette	9
Galley	10
Lower Deck	10
Master Cabin (Amidships)	10
Master Head	11
VIP Cabin	11
VIP Head	11
Guest Cabin	12
Guest Head	12
Crew Quarters	12

Navigation Electronics	13
Water Systems	14
Fuel System	14
Bilge System	15
Fire Fighting System	15
Engine Room	15
Miscellaneous	16
Remarks	16
Exclusions	17
Disclaimer	17
PHOTOS	18
ALL OR NOTHING	28
CONTACTS	29
Contact details	29
Telephones	29
Office hours	29
Address	29

SPECIFICATIONS

Overview

Original owner boat with low hours and serviced MAN 1800 CRs. Dual SeaKeeper Gyros (just serviced) and Kohler generators. Sincere seller is prepared for offers. Teak Decks freshened and looking sharp. Williams jet tender included.

Basic Information

Category: Motor Yacht

Sub Category: Sport Cruiser

Model Year: 2011

Year Built: 2011

Country: United States

Vessel Top: Arch

Fly Bridge: Yes

Cockpit: Yes

Dimensions

LOA: 72' 0" (21.95m)

Beam: 18' 3" (5.56m)

Min Draft: 5' 2" (1.57m)

Max Draft: 5' 8" (1.73m)

MFG Length: 72' 0" (21.95m)

Speed, Capacities and Weight

Cruise Speed: 32 Kts. (37 MPH)

Max Speed: 40 Kts. (46 MPH)

Displacement: 92000 Pounds

Water Capacity: 291 Gallons

Fuel Capacity: 1268 Gallons

Accommodations

Total Cabins: 3

Sleeps: 6

Total Heads: 3

Crew Cabin: 1

Crew Heads: 1

Hull and Deck Information

Hull Material: Fiberglass

Deck Material: Teak and Fiberglass

Hull Configuration: Modified Deep Vee

Hull Color: Grey

Hull Finish: Stainless Steel

Engine Information

Engines: 2

Manufacturer: MAN

Model: V-12 Common Rail

Engine Type: Inboard

Fuel Type: Diesel

DETAILED INFORMATION

Upgrades

- Xenta Joystick (2 stations, updated software)
- FLIR Night Vision
- Rear facing camera
- Engine room camera
- Flybridge camera
- Aft deck camera
- Raymarine G Series electronics
- Raymarine Autopilot
- Raymarine Tridata digital
- KVH TracVision HD7 Sat TV antenna
- KVH TracVision M7 SAT antenna
- SAT phone system
- Seriously upgraded Stereo System
- Custom Hull paint, Zenta Grey

Flybridge

- Access from the cockpit, via a steel stairway faced in teak
- Access hatch opening: hinged opening with deck hatch made in aluminium and Plexiglas
- Pilot seat for one person, with triple electric adjustment
- Navigation and mooring joystick JMC, integrated into the pilot seat
- Coffee table
- 2 watertight speakers
- Sunbathing cushions at bow
- Stern seat
- Plexiglas windshield with stainless steel frame
- CRP roll bar, stainless steel handrail
- Bimini top extends forward from antenna arch, grey
- Bimini stainless steel frame has sway support bars

Pilot Console

- 15-inch multifunctional display for engines, systems, and navigation data
- 10 Carling buttons
- Joystick FLAP
- Joystick for navigation and mooring JMC
- Horn and navigation light controls

- Ice maker cabinet, fridge unit with pull-out shower attachment
- Navigation light
- Searchlight
- VHF second station
- Mini Raymarine keyboard

Deck Bridge and Cockpit

- Access through small door in the starboard side
- Pulpit in stainless steel on the side bulwark
- Fairleads on the bulwark
- Tempered glass windows
- Stainless steel rub rail
- Fuel and water fills on the side walkways
- Holding tank pump out on the side walkway
- 2 cleats, amidships, for each side
- Walkways are teak decking
- Electric windows on the port side (helm station)
- Side access doors
- Side watertight door for access to the gangway area on the starboard side (with electric closure and manual movement)

Bow

- 2500W winch/windlass
- Anchor winch controls
- Anchor peak with drainage and fender compartment
- Chain washdown
- Fairleads
- 8 fenders
- 65 kg Poolanker anchor
- Anchor chain: 12mm diameter, 100m length
- Hawse hole
- 2 wipers on the fore windshield
- 2 stainless steel cleats
- Deck hatch (emergency exit)
- 2 fore handrail bars for sunbathing cushions
- Side windows and windshield net covers
- Sunbathing cushions and glass holders

Stern

- Access to the cockpit from the bathing platform by 1 GPR stairway starboard and the retracting gangway/passerelle
- Cleats
- Saloon access door with 4 stainless steel / crystal glass sliding doors, open fully to create an al fresco dining atmosphere
- Cockpit bench which converts to a sun deck using the foldaway teak table
- Retractable electric cockpit shade
- Crew and engine room access, aft to starboard
- Walkways in teak decking
- Lighting: spots on the ceiling
- Two electric warping winches, Quick 1000W 24V
- Lowering Teak-faced bathing platform with 600kg maximum capacity and garage compartment
- Tender garage with hoisting/launching gear (capacity 400 kg), emergency exit and service light
- Williams 285 jet tender is included (currently kept separately on trailer)
- Garage door in carbon glass with hydraulic opening mechanism
- Side peaks and compartments (under the cleats)
- Lights on the bathing platform
- Foldaway teak table with two legs
- 3 m length electrohydraulic retracting gangway (160 kg maximum lifting capacity)
- Handheld cockpit Shower with hot and cold water mixer
- Manual telescopic swim ladder
- Emergency-battery disconnect panel with controls for: battery cut-off for services, engines, generators, engine emergency stop push button, engine room fire-fighting equipment enable
- Painted units inserted in the columns of the deckhouse, with peaks

Helm Station

- Direct access to the side walkway
- 2 MAN engine displays with full engine information
- Autopilot
- Searchlight controller
- 2 Buffalo white leather, adjustable pilot seats with electrical guide adjustment
- Adjustable leather-faced steering wheel
- 2 drawers adjacent to the seats
- 2 handrails in the stairway area
- Map reading area in the helm station
- Anchor Chain meter counter
- Magnetic compass

- Joystick for trim tabs
- Joystick for wipers
- Maneuvering joystick, Xenta, for easy-docking
- 24V + 220V electric panel
- 12V cigarette lighter socket
- Controls for Activation of bow anchor winch, adjustable searchlight, navigation lights, opening roof movement
- Engine ignition (synchronism function)
- Engine electronic remote controls, Rexroth (single levers)
- Steering wheel faced in leather
- Emergency panel to Override the Motronica system, with analogue gauge for fuel
- Multitask display Motronica with Joystick NAV DRIVE
- Indicator: bow bilge, engine room and rudder drop alarms, Racor filters; grey water level; black water level; fresh water level; navigation lights; shore sockets; battery voltage; engine room fans; fuel level
- 2 Raymarine displays with control touch pad
- VHF

Saloon

- Carpeted floor with wood inserts
- Sofa on left side (seats 3) and sofa on the right side (also seats 3)
- 2 Zebrano poufs and tables with plate glass
- 42" TV unit in the center of the saloon
- Zebrano furniture set
- Side Venetian blinds with remote control electrical movement
- Saloon door curtain
- Deckhouse windows exterior are mirror tinted

Dinette

- Cabinet for tableware on starboard side
- Cabinet on port side
- Stairway down to lower deck
- Lighting: spots on the ceiling, LED panel over the table, RGB lighting kit on side skirts
- Side Venetian blinds with remote control electrical movement
- Carpeted floor with wood inserts
- Glass roof with UV protection and electric opening
- Watertight side door for access to the helm area on the starboard side (with semi-automatic closure)

Galley

- Wooden floor
- Polished steel worktop
- 2 Stainless steel sinks
- White lacquered units
- 4-burner ceramic glass hob with stainless steel fiddle rail
- Microwave oven + grill
- Fridge/freezer
- Dishwasher
- Light well
- Clear sliding door

Lower Deck

- Cabin access passage with carpeted floor
- Clear cabin doors
- Splendide Washer and Dryer
- Spots
- 1 handrail

Master Cabin (Amidships)

- 1 double bed with tilt mechanism
- Mattress, pillows and bedspread
- Zebrano ceilings with leather panels and RGB perimeter lights
- 2 armchairs to starboard
- 2 appliques on headboard
- Set of Zebrano furniture
- Walk-in wardrobe with clear door
- Chest of drawers
- Vanity unit
- TV fitting
- 4 drawers under TV
- Spot lighting
- 1 opening porthole
- 12 square Hull Side windows (6 per side)
- Emergency exit hatch through ceiling
- Access to the master bathroom through clear door
- Carpeted floor
- Side Venetian blinds with remote control electrical movement
- 2 handrails

Master Head

- Tecma W.C.
- 2 washbasins with gold finish and mixer
- Wood top with metallic lacquered finish
- Shower with mixer tap with thermostatic function
- Shower cubicle with plate glass door and Zebrano wood
- Wooden floor
- Spot lighting and LED panels
- 1 porthole that can be opened, complete with Venetian blind
- 2 appliques
- 1 air extractor
- Chrome-plated head accessories
- A/C delivery

VIP Cabin

- 1 double bed
- Mattress, pillows and bedspread
- Set of Zebrano furnishing items
- 1 wardrobe
- 2 wall cabinets
- 1 drawer unit under the bed
- 1 mirror
- 2 appliques on headboard
- Spot lighting
- 2 portholes that can be opened (1 on each side)
- Panoramic windows on both sides
- Deck hatch leading to the sunbathing area at bow
- Sliding ceiling panel to cover hatch
- Head compartment entrance with clear door
- TV fitting
- Carpeted floor
- Venetian blinds

VIP Head

- Tecma W.C.
- Gold-finish washbasin with mixer
- Wood top with metallic lacquered finish
- Shower with mixer
- Shower cubicle with 2 overlapping sliding shutters

- Wooden floor
- Spot lighting
- 1 porthole that can be opened, complete with venetian blind
- 2 appliques
- 1 air extractor
- Chrome-plated head accessories
- A/C delivery

Guest Cabin

- Two single berths set out parallel
- Mattresses, pillows and bedspreads
- Set of Zebrano furniture
- 1 unit
- 1 nightstand
- Drawers in front of the berths
- 2 appliques
- Spot lighting and LED panel
- 2 portholes that can be opened
- Venetian blind
- TV fitting
- Carpeted floor
- Head compartment entrance with clear door

Guest Head

- Direct access from the guest cabin and the passageway
- Tecma W.C.
- Gold finish washbasin with mixer
- Wood top with metallic lacquered finish
- Shower with mixer
- Shower cubicle with 2 overlapping sliding shutters
- Wooden floor
- Spot lighting
- 1 porthole that can be opened complete with venetian blind
- 2 appliques
- 1 air extractor
- Chrome-plated head accessories

Crew Quarters

- Access from cockpit
- 2 rooms: a cabin for the captain and an area for the crew, with sofa bed
- 1 porthole
- Captain's cabin bed
- Quilt and pillows
- 1 unit in captain's cabin
- 1 unit in crew any thing
- GPR floor in the common room (storage area)
- Carpet in the cabin
- Set of laminated units (black and white)

Crew Head

- Direct access from the crew cabin
- Tecma W.C.
- Mixer tap with thermostatic function
- 1 tap
- Shower
- Shower mixer tap with thermostatic function
- Head accessories

Navigation Electronics

- Helm station
- Raymarine G150 series Display
- Raymarine touchpad
- Log
- Depth Finder
- Motronica Display + encoder
- 6002 Autopilot
- ST60 Tridata
- Rexroth Engine Controls
- R240 VHF
- (2) 6.5-inch Digital MAN Engine displays
- 12V Socket
- Joystick for trim tabs / windshield wiper
- Maneuvering joystick

Flybridge

- Multipurpose display of engine and navigation data, 15-inch display
- Compact Raymarine touch pad
- Maneuver and navigation joystick
- Raymarine digital HD 48-mile open array antenna

- VHF R240E second station
- Trim tabs joystick
- FM-MP3-IPOD waterproof stereo

Antenna Arch Custom arranged arch with two large SAT domes set to the outsides and a center signal mast with open array radar scanner mounted above the domes. A FLIR camera is also mounted on the mast above the radar scanner as well as a CC TV rear facing camera. A white powder coated horn trumpet is also mounted on the arch.

Water Systems

FRESH WATER SYSTEM

- Stainless steel tank, 291 gallons
- Level sensor
- Hot water heater
- Handheld Hot/cold shower in cockpit and on flybridge in engine room
- Fresh water spigot in engine room

GREY WATER TANKS

- Water discharged into tank (steel, 66 gallons)
- Offloading directly into the sea: washbasin for cockpit and crew head
- Automatic/manual grey water maserator pump
- Level sensor

BLACK WATER TANKS

- 2 polyethylene tanks, each with a capacity of 60 gallons
- Level sensor
- Holding tank vent filters
- Tecma freshwater heads with macerator pump
- Holding tank macerator only with manual operation
- Holding tank deck pump-out with outlets on walkways

Fuel System

- 2 communicating tanks in steel each with a capacity of 2,400 l, in the engine room
- Port tank electronic fuel level indicator in the helm station
- Starboard tank sight gauge
- Double Racor filters for main engines

Bilge System

- Four 24V automatic bilge pumps
- 3-way valve on engine intake allows emergency suction in the engine room, crash pump
- High water alarms
- Aux. emergency system to empty the bilges immediately

Fire Fighting System

- Fire-fighting system located in the engine room: two 12 kg powder cylinders SEAFIRE FD-1300M System (OPT / STD x USA): 1 canister (gas used: FM-200) in the engine room for local discharge.
- SEAFIRE power unit
- Engine shut down system to switch off engines, generators, extractors and fan off automatically at the same time as the gas is discharged.
- 2 hydrants (bow and cockpit)
- Closure of ventilation pipes to engine room

Engine Room

- Access from the crew cabin, cockpit
- Ventilation and extraction kit integrated into filters, air/water separators
- 24V pump for changing engine and generator oil

ENGINE EXHAUST DETAIL

- Underwater exhaust system with minimum external bypass.
- Discharge manifolds in stainless steel
- Structural exhausts in GRP
- Water/smoke separator with side exhaust for generator

VENTILATION

- Head compartment air extraction system by two 24 V extractors with controls in the VIP and owner's head compartment
- Ventilation and extraction from the engine room based on two air/water filters

HYDRAULIC SYSTEM

- Pump on the starboard engine for the steering system
- 24V electro-hydraulic pump for the trim tabs
- 24V electro-hydraulic pump for gangway and bathing platform
- 24V electro-hydraulic pump for davit
- 24V electro-hydraulic pump for opening roof

- 24V electro-hydraulic pump for alavara and garage door

GENERATORS and ELECTRICAL:

- Two Kohler Generators in sound shields.
- USA delivered boat with 60-cycle electrical standards
- 2 x 50amp shore power inlets with Glendinning cablemaster cord electric reels

STABILIZATION:

- Two SeaKeeper Gyro Stabilizer Units housed in either end of the crew quarters

AIR-CONDITIONING

- Cruisair reverse-cycle with digital SMX thermostats throughout
- Tropical air-system upgrade, 126k total Btu.
- Brand new Salon unit 2018

Miscellaneous

- 8 fenders
- Mooring lines
- Fender lines
- Fly-bridge cushion covers, instrument and cockpit
- Mesh window covers
- Set of pots, tableware, glassware and cutlery for 8 people
- Towel set with Azimut brand

Remarks

This USA delivered Azimut 72S is one of the very few to come through a Florida dealer. Sincerely for sale by the original owner, it has been serviced and is clean with light usage. According to the original captain, this vessel has hardly ever been slept on or had any cooking aboard due to it's usage as basically a day-cruiser. This is a performance vessel with 1800 horsepower common-rail diesels offering 30+ knot cruising if desired and at easy low speed casual speeds the dual SeaKeeper Gyro stabilizers maintain a steady platform with minimized sea roll. The styling of this vessel is attractive and the many features are obvious upon inspection and hopefully most are displayed in the photos attached to this posting. A low hour Williams jet RIB tender is included, but not currently kept with the vessel. It does fit and deploy from the hydraulic garage when aboard. This vessel is priced to be sold promptly and serious offers are encouraged.

Exclusions



Owner's personal belongings.

Disclaimer

The Company offers the details of this vessel or yacht in good faith but cannot guarantee or warrant the accuracy of this information nor warrant the condition of the vessel. A buyer should instruct his representatives, agents, or his surveyors, to investigate such details as the buyer desires validated. This vessel or yacht is offered subject to prior sale, price change, or withdrawal without notice.

PHOTOS

























ALL OR NOTHING



CONTACTS

Andrey Shestakov, leading yacht broker of the sales department of Shestakov Yacht Sales Inc. Shestakov Yacht Sales Inc., the official representative of the Miami/Fort Lauderdale FL headquarters.

Contact details

Email: **andrey@shestakovyachtsales.com**

Web: shestakovyachtsales.com/en/

Telephones

USA: **+1(954)274-4435**

Office hours

Monday – Saturday: **9:00 - 21:00 EDT**

Sunday: **closed**

Address



Harbour Towne Marina, 850 NE 3rd St,
STE 213, Dania, FL 33004