

## NO NAME — PRINCESS VIKING



**Builder:** PRINCESS VIKING

**Year Built:** 2004

**Model:** Sport Fisherman

**Price:** PRICE ON APPLICATION

**Location:** United States

**LOA:** 50' 3" (15.32m)

**Beam:** 14' 8" (4.47m)

**Max Draft:** 3' 8" (1.12m)

**Cruise Speed:** 30 Kts. (35 MPH)

**Max Speed:** 34 Kts. (39 MPH)

Our experienced yacht broker, Andrey Shestakov, will help you choose and buy a yacht that best suits your needs **No Name — PRINCESS VIKING** from **our catalogue**. Presently, at **Shestakov Yacht Sales Inc.**, we have a wide variety of yachts available on **our sale's list**. We also work in close contact with all the big **yacht manufacturers** from all over the world.

If you would like to buy a yacht **No Name — PRINCESS VIKING** or would like help answering any questions concerning purchasing, selling or chartering a yacht, please call **+1(954)274-4435**

---

# TABLE OF CONTENTS

---

TABLE OF CONTENTS	2
SPECIFICATIONS	4
Overview	4
Basic Information	4
Dimensions	4
Speed, Capacities and Weight	4
Accommodations	4
Hull and Deck Information	5
Engine Information	5
DETAILED INFORMATION	6
Accommodations	6
Staterooms and heads	6
Galley	7
Salon	7
Electronics and Navigation	7
Deck, Hull and Flybridge	8
Engine Room and Mechanical Equipment	8
Manufacture Description	8
Engine Options	9
Disclaimer	10
Exclusions	10
Disclaimer	10
PHOTOS	11
CONTACTS	14
Contact details	14
Telephones	14
Office hours	14
Address	14



---

# SPECIFICATIONS

---

## Overview

---

This craft establishes a new standard for a family who, with occasional guests, wish to enjoy rapid long-range cruising in real comfort. Her large flybridge and cockpit, wide side decks and large swimming platform. Capable of maintaining speeds in the 25 to 30-knot range.

## Basic Information

---

**Category:** Sport Fisherman

**Sub Category:** Sport Fisherman

**Model Year:** 2004

**Year Built:** 2004

**Country:** United States

## Dimensions

---

**LOA:** 50' 3" (15.32m)

**Beam:** 14' 8" (4.47m)

**Max Draft:** 3' 8" (1.12m)

## Speed, Capacities and Weight

---

**Cruise Speed:** 30 Kts. (35 MPH)

**Max Speed:** 34 Kts. (39 MPH)

**Displacement:** 44000 Pounds

**Water Capacity:** 125 Gallons

**Fuel Capacity:** 450 Gallons

## Accommodations

---

**Total Cabins:** 2

**Total Berths:** 4

**Sleeps:** 5

**Total Heads:** 2

---

## Hull and Deck Information

---

**Hull Material:** Fiberglass

---

## Engine Information

---

**Manufacturer:** Volvo Penta

**Model:** D12

**Engine Type:** Inboard

**Fuel Type:** Diesel

---

# DETAILED INFORMATION

---

---

## Accommodations

---

- 1 Single berth
- 2 Double berths
- 2 Cabins

---

## Staterooms and heads

---

### Master Stateroom:

- an overhead hatch and side ports
- island queen bed, storage under, mirror at the headboard
- P & S hanging and storage lockers
- vanity countertops P & S

### Forward Stateroom Head:

- port side enclosed head with stall shower, electric flush toilet
- Corian countertop with mirror over and storage under
- side port with blinds

### Guest Stateroom:

- starboard side aft of head
- island queen bed
- P&S night stands, hanging and storage locker
- vanity with mirror and side storage cabinets
- through door to companionway

### Guest Head:

- enclosed with door to guest stateroom
- stall shower
- Corian countertop
- mirror
- storage over and under
- electric flush toilet
- side port with blinds
- linen cabinet and large storage locker in hallway

---

## Galley

---

- wine cooler under deck
- 3-burner electric cooktop
- grill-2-convection microwave above cooktop
- bottle storage cabinet
- electric toaster
- storage cabinets behind counter
- large S/S sink in Corian countertop with cover
- refrigerator under counter
- ample storage
- windows with blinds

---

## Salon

---

- CruiseAir A/C and heat throughout
- U-shaped sofa with table
- 2-seat sofa
- small refrigerator in cabinet
- TV
- lower side windows with blinds
- upper windows with curtains
- pull-out glass rack
- overhead lighting
- triple-opening s/s framed glass salon doors leading to cockpit area

---

## Electronics and Navigation

---

- Power-assisted hydraulic steering system
- Remote control anchor windlass
- 4" compass and 3" compass
- Volvo Penta engine controls and gauges
- Dual station Raymarine 100 Auto Pilot
- Emergency engine shut down switches
- Raymarine speed, depth, and trip with alarm
- Electric master panel at salon dashboard
- Breaker panel
- Dual station Furuno NavNet Radar and Plotter
- ACR Point Pad
- Dual station VHF/RT and flybridge intercom
- JVC CD player/ AM/FM radio
- Salon TV/VCR

- Sharp TV and radio in forward stateroom
- JVC DVE and Sharp TV in guest stateroom
- I-Com VHF radio
- Intercom and Loudhailer

---

## Deck, Hull and Flybridge

---

- Venturi windshield
- full engine controls
- bimini is in an S/S frame over the flybridge
- U-shaped lounge big enough for 7-8 people
- a table in front of the lounge and an icebox are at the end of the lounge
- aft of the lounge is a sunbathing area with cushions
- an S/S railing surrounds the flybridge for safety
- aft bridge area is where the radar arch is located

---

## Engine Room and Mechanical Equipment

---

- Twin Volvo Penta D12 675hp Diesels with 2,260 hours
- Electric/Hydraulic trim tabs
- 8hp Bow Thruster
- Onan 11.5 KW Generator
- Just serviced!

---

## Manufacture Description

---

- OPTIONAL CREW CABIN \* 1 single berth \* Hanging and storage space \* Individual berth light \* Opening portlights. Bathroom/WC: Marine WC \* Washbasin \* Mirror \* Shower with pump out. INTERIOR FINISH \* Furniture finished in a choice of natural cherry or classic cherry with clear lacquer finish \* Console area finished with burr elm \* Galley worktop in Avonite \* Laid timber galley floor \* Choice of upholstery fabrics, carpets and curtains from co-ordinated range. STORAGE \* All suites and cabins have generous storage comprising lockers, drawers, and shelves as appropriate.
- AFT COCKPIT \* Self-draining \* Teak-laid deck \* Upholstered seat \* Hatch on gas strut to lazarette stowage \* Steps to side decks \* Cockpit lighting \* Transom door leading to bathing platform \* Side lockers \* Fender storage \* 220/240v shore support inlet \* Stainless steel handrails \* Manual bilge pump with valve chest in locker \* Access to engine room \* Integral stairway to flybridge with teak treads \* Transom teak laid bathing platform with foldaway swimming ladder, hot and cold shower \* Transom storage locker \* FLYBRIDGE \* Helm position with repeat engine



- controls and instrumentation \* Repeat log/echo sounder and autopilot controls \* Hydraulic steering \* Rudder position indicator \* Trim tab controls \* Bow thruster controls \* Remote anchor winch control \* VHF/RT \* High speed compass \* Searchlight remote control \* Horn \* Intercom \* Visual and audible engine warning system \* Bilge pump audible alarm \* Double helm seat \* U-shaped seating for 6 with table \* Separate sunbed aft \* Refrigerated coolbox \* Integral stairway from aft cockpit with GRP hatch \* Wind deflector screen \* Stainless steel handrails \*
- **DECK SALOON** \* U-shaped sofa with table on starboard side \* Moveable two seat sofa opposite \* Bottle and glass storage \* Drinks refrigerator \* Triple stainless steel framed sliding doors to cockpit for maximum opening \* Tinted windows \* All windows in toughened safety glass with stainless steel frames \* **FORWARD OWNER'S STATEROOM** \* Dressing table with mirror \* Wardrobe and shelves \* Storage lockers and drawers \* Downlighters and individual berth lights \* Deck hatch with flyscreen and blind \* 2 opening portholes \* Mirror \* Access to en-suite bathroom. En-suite shower/WC: Electric WC \* Washbasin with mixer tap \* Mirror \* Toothbrush/mug and towel holders \* Shower compartment with automatic pump out \* Extractor fan \* Porthole. **AFT STATEROOM** \* Twin beds with quilted bedspreads \* Dressing table with mirror \* Large wardrobe with shelves \* Storage lockers and drawers \* Bedside table \* Downlighters and individual berth lights \* Two opening portholes. \* Separate shower compartment with automatic pump out \* Extractor fan \* Porthole \* Storage locker \* Separate door to the passageway. (NB: Alternatively the Stateroom can be fitted with a double bed in place of the twin single beds). **PORT GUEST CABIN** \* 2 single berths with quilted bedspreads \* Downlighters and individual berth lights \* Wardrobe with shelf \* Bedside locker \* 2 opening portholes \* Storage locker.
  - **GALLEY** \* Combination microwave/conventional oven with grill \* Stainless steel sink with mixer tap \* Chopping board \* 227-liter refrigerator/freezer (24v/240v) \* Waste disposal bin \* Overhead and concealed lighting \* Drawers and storage cupboards \* Dedicated cutlery drawer \* Utility area with provision for washer/dryer.
  - \* Modified deep 'V' with moulded spray rails and incorporating propeller tunnels for improved propulsive efficiency and reduced draft \* Hand laid glass fibre construction with isophthalic gelcoat backed by initial lay-up of powder bound matt and isophthalic resin \* Integrally bonded girder stiffening system \* Standard finish white high gloss gelcoat \* GRP/balsa core/PVC foam sandwich construction for deck and superstructure, for strength and high thermal insulation \* Moulded non-slip surfaces on side decks, flybridge and foredeck \* Hull antifouled.

## Engine Options

Twin Volvo Penta

D12/675 (2 x 675hp)

Speed range: 32-34 knots

## Disclaimer

---

The Company offers the details of this vessel in good faith but cannot guarantee or warrant the accuracy of this information nor warrant the condition of the vessel. A buyer should instruct his agents, or his surveyors, to investigate such details as the buyer desires validated. This vessel is offered subject to prior sale, price change, or withdrawal without notice.

The Profile Image shown is of a similar sistership, not the actual vessel listed.

## Exclusions

---

Owner's personal belongings.

## Disclaimer







---




The Company offers the details of this vessel or yacht in good faith but cannot guarantee or warrant the accuracy of this information nor warrant the condition of the vessel. A buyer should instruct his representatives, agents, or his surveyors, to investigate such details as the buyer desires validated. This vessel or yacht is offered subject to prior sale, price change, or withdrawal without notice.




---

# PHOTOS

---







# CONTACTS

---

Andrey Shestakov, leading yacht broker of the sales department of Shestakov Yacht Sales Inc. Shestakov Yacht Sales Inc., the official representative of the Miami/Fort Lauderdale FL headquarters.

## Contact details

---

Email: **andrey@shestakovyachtsales.com**

Web: [shestakovyachtsales.com/en/](https://shestakovyachtsales.com/en/)

## Telephones

---

USA: **+1(954)274-4435**

## Office hours

---

Monday – Saturday: **9:00 - 21:00** EDT

Sunday: **closed**

## Address

---



Harbour Towne Marina, 850 NE 3rd St, STE 213, Dania, FL 33004