

DOWNTIME — HAMPTON YACHTS



Builder: [Hampton Yachts](#)

Year Built: 2014

Model: Motor Yacht

Price: PRICE ON APPLICATION

Location: United States

LOA: 68' 0" (20.73m)

Beam: 18' 8" (5.69m)

Min Draft: 5' 10" (1.78m)

Max Draft: 5' 10" (1.78m)

Cruise Speed: 17 Kts. (20 MPH)

Max Speed: 21 Kts. (24 MPH)

Our experienced yacht broker, Andrey Shestakov, will help you choose and buy a yacht that best suits your needs **DOWNTIME — Hampton Yachts** from **our catalogue**. Presently, at **Shestakov Yacht Sales Inc.**, we have a wide variety of yachts available on **our sale's list**. We also work in close contact with all the big **yacht manufacturers** from all over the world.

If you would like to buy a yacht **DOWNTIME — Hampton Yachts** or would like help answering any questions concerning purchasing, selling or chartering a yacht, please call **+1(954)274-4435**

TABLE OF CONTENTS

TABLE OF CONTENTS	2
SPECIFICATIONS	6
Basic Information	6
Dimensions	6
Speed, Capacities and Weight	6
Accommodations	6
Hull and Deck Information	7
Engine Information	7
DETAILED INFORMATION	8
WALKTHROUGH	8
FOREDECK	8
SIDE DECKS	8
BOAT DECK/ENCLOSED BRIDGE PORTUGUESE BRIDGE	9
BOAT DECK GRILL CENTER	9
DAVIT	9
LIFE RAFT	9
SKYLounge/PILOTHOUSE	9
ELECTRONICS PILOTHOUSE	10
TENDER	10
AFT DECK	10
AFT DECK PORT & STARBOARD CONTROLS	11
AFT DECK DAY HEAD	11
SWIM PLATFORM	11
INTERIOR FINISH/SALON	11
GALLEY/DINETTE	12
MASTER STATEROOM	12
MASTER HEAD	12
FORWARD VIP STATEROOM	12

VIP GUEST HEAD	13
PORT GUEST STATEROOM	13
PORT GUEST HEAD	13
CREW QUARTERS	13
ENGINE ROOM	13
FIRE SYSTEM	14
ENGINES	14
FUEL SYSTEM	14
HYDRAULIC SYSTEM	14
STABILIZERS (WESMAR) HYDRAULIC--DIGITAL	14
STEERING SYSTEM (SEA STAR)	14
OIL CHANGE SYSTEM	14
BOW /STERN THRUSTERS-HYDRAULIC	15
BILGE PUMPS	15
HOLDING TANK/HEAD SYSTEM	15
FRESHWATER SYSTEM	15
WATER MAKER	15
AIR CONDITIONING SYSTEM--MARINE AIR	15
ELECTRICAL SYSTEM	15
TV ANTENNA	16
SAT RADIO	16
CENTRAL VAC-NUTONE	16
WASHER/DRYER	16
LED OVERHEAD LIGHTS ON DIMMERS	16
COVERS	16
EXCLUSIONS	17
BROKERS REMARKS	17
Exclusions	17
Disclaimer	17

PHOTOS	18
Foredeck Seating/Portuguese Bridge	18
Foredeck	18
Pulpit/Windlass	18
Side Decks with Overhang	18
Enclosed Bridge Boat Deck	18
Boat Deck Grill Center	18
Boat Deck Grill Center	18
Skylounge Aft Deck/Boat Deck	18
Port & Starboard Boat Deck Wing Controls	19
Tender	19
Pilothouse/Walk-Around Portuguese Bridge	19
Pilothouse Helm	19
Skylounge/Pilothouse	19
Pilothouse	19
Skylounge	19
Skylounge/Day Head	19
Main Salon	20
Main Salon	20
On Deck Galley	20
Galley	20
Galley	20
Stairwell/Foyer for Guest Stateroom	20
Master Stateroom	20
Master Stateroom	20
Master Stateroom	21
Master Stateroom	21
Master Head	21
VIP Stateroom	21

VIP Head	21
Port Guest Stateroom	21
Port Guest Stateroom	21
Port Guest Head	21
Main Salon Stairwell to Crew Quarters	22
Washer/Dryer Forward Guest Foyer	22
Crew Galley	22
Crew Galley/Engine Room Access	22
Captain/Crew Cabin	22
Captain/Crew Cabin	22
Aft Deck	22
Aft Deck	22
Aft Deck	23
Aft Deck	23
Engine Room	23
Engine Room	23
Aft Deck Day Head	23
Port & Starboard Aft Deck Controls	23
CONTACTS	24
Contact details	24
Telephones	24
Office hours	24
Address	24

SPECIFICATIONS

Basic Information

Category: Motor Yacht

Sub Category: Sky Lounge

Model Year: 2015

Year Built: 2014

Country: United States

Vessel Top: Enclosed Pilothouse

Dimensions

LOA: 68' 0" (20.73m)

Beam: 18' 8" (5.69m)

Min Draft: 5' 10" (1.78m)

Max Draft: 5' 10" (1.78m)

Speed, Capacities and Weight

Cruise Speed: 17 Kts. (20 MPH)

Cruise Speed RPM: 2050 Kts.

Cruise Speed Range: 850

Max Speed: 21 Kts. (24 MPH)

Max Speed RPM: 2300 Kts.

Gross Tonnage: 57 Pounds

Water Capacity: 400 Gallons

Holding Tank: 150 Gallons

Fuel Capacity: 2000 Gallons

Accommodations

Total Cabins: 3

Sleeps: 6

Total Heads: 6

Captain Cabin: True

Crew Cabin: 1

Crew Berths: 2

Hull and Deck Information

Hull Material: Fiberglass

Deck Material: Fiberglass

Hull Configuration: Semi-Displacement **Hull Designer:** Howard Apollonio

Exterior Designer: Howard Apollonio **Interior Designer:** Hampton Yachts

Engine Information

Engines: 2

Manufacturer: Caterpillar

Model: C-18

Engine Type: Inboard

Fuel Type: Diesel

DETAILED INFORMATION

WALKTHROUGH

The yacht has two accommodation decks. (3) Owner/Guest staterooms with ensuite heads (1) Captain/crew cabin with private head and stall shower (2) Day Heads

The hull deck has a crew quarter and a crew room aft. The engine room is amidships. Forward are one master stateroom, one guest room and a FWD VIP stateroom.

The main deck has a covered aft deck with a day head. There are control stations at both sides of the aft deck. In the main deck house, the main salon is against the aft bulkhead. The galley is forward to stbd., while the main entrance foyer and the dinette is forward of the galley.

The sky lounge offers a large seating area with a wet bar and a control station.

FOREDECK

Fiberglass non-skid deck Raised bulwarks 22" Polished stainless-steel bow rail
Fiberglass bow pulpit with dual anchors Port anchor Bruce 110 lbs. style w/swivel shackle w/ 250'x3/8" anchor chain Stbd. anchor CQR 176 lbs. w/swivel shackle w/250'x3/8" chain Hydraulic anchor windlass dual horizontal Maxwell 3500 w/chain wildcat Anchor chain claw Stainless steel anchor chutes w/rollers Divided anchor chair locker Dual storage bins Fresh and seawater wash downs Flagstaff 26" stainless steel removable Courtesy deck lights/blue Anchor deck up/down foot switches Port & Stbd. 14" cleats houses and rollers Foredeck escape hatch 21" x 21" Portuguese Bridge w/built in forward facing seats w/cushions & covers Safety gate to foredeck Storage lockers port & stbd. at seats Port & Stbd. deck freeing ports 16" L x 3" H Port & Stbd. deck drains Built-in storage forward pilothouse port, center, Stbd in Portuguese Bridge Holding tank deck pump out with freshwater tank flush

SIDE DECKS

Port & Stbd. walkaround decks 15" w/fiberglass non-skid deck Raised bulwarks 30" w/stainless steel grab rail Walkaround overhang w/courtesy lights Courtesy deck level lights Port & Stbd. boarding gates (note) swing inboard Air intakes for mains located inside of bulwarks (3) Fore/mid/aft deck cleats 11" stainless steel Port & Stbd. Starboard cabin Bussell recessed sea stair locker w/cabinet door Sea stair/6 step w/handle (Marquipt) Port & Stbd. wing controls Port & Stbd. sea stair deck fitting at boarding gates Port & Stbd. fashion boards Port & Stbd. fuel deck fills

BOAT DECK/ENCLOSED BRIDGE PORTUGUESE BRIDGE

17' length x 16'5" wide fiberglass non-skid deck Port & Stbd. deck drains w/additional overflow drains in raised bulwarks Portuguese Bridge/recessed life ring holder port & stbd. 24" life rings Recessed ladder locker for access ladder to pilothouse cabin top Stainless steel grab rail at bulwarks on Portuguese Bridge Courtesy deck lights Starboard side pilothouse water tight door Cabin top overhang with LED courtesy lights port & stbd. Port & Stbd. recessed clutch & throttles, bow and stern thruster controls, Yacht Controller Enclosed bridge overhang 5' with LED courtesy lights Overhang with (2) 7" flush mounted stereo speakers (Fusion) Freshwater wash down Removable tender chocks Boat deck LED spreader light Removable stainless steel safety rail at sliding deck hatch Davit/1500 lbs. hydraulic with boom & 360° rotation (Marquipt) Upgraded cable tender tie downs Tinted sliding glass door from boat deck to enclosed bridge EPIRB ACR

BOAT DECK GRILL CENTER

Built-in cabinet with Corian countertop Recessed electric grill 22" W x 15" D with stainless steel lid (Kenyon) Recessed stainless steel sink with hot & cold faucet Undercounter refrigerator with icemaker and vented cabinet door Undercounter storage 110v outlet with GFI & waterproof cover

DAVIT

1500 lbs. with boom & rotation (Marquipt) hydraulic Tender launches starboard side or transom 10' Hardwired remote control plug in Stainless steel cable with weighted safety hook

LIFE RAFT

Revere/8-man canister with cradle, cover and hydrostatic release Next certification January 25, 2020

SKYLounge/PILOTHOUSE

Headroom 6'7" Port & stbd. wing stations with joystick controls for docking Two helm chairs with stainless steel pedestals. Captains and mate chair with power lift Complete engine instrumentation System indicator panel for all running lights, bilge pumps and alarms Day head Frameless, tempered glass windows Custom steering wheel with matching high gloss cherry rim Interior and exterior stairway leading to skylounge L-shape settee with leather upholstery and coffee table with burl wood table top 32" LED TV drop down from area over the desk Bose surround sound system Wet bar with ice

maker Storage cabinets Custom blinds and shades Desk area with chair All windows with Nova Cool UV, heat resistant film (3) Overhead opening skylight/ventilation hatches with screens and sun shades

ELECTRONICS PILOTHOUSE

Air Draft 30' top of fixed anchor light (3) 8215 Plotters 18" monitors (Garmin) (3) GMI-20 Multi displays (2) VHF-200 with antennas (1) with hailer option (1) GMR-606 XHD radar 6Kw 72 mile with 6' open array scanner (2) GPS 19X antenna's Compass 3" magnetic Ritchie/Powerdamp Searchlight ACR electric remote Rudder angle indicator Windshield wipers with washers (Exalto w/29" wiper blades) Remote anchor up/down control Hampton systems monitor fuel, water, holding tank & engine data Stabilizer control panel (Wesmar) Electric clutch & throttles with high/low idle & synchronizer Bow and stern thruster controls (Wesmar) hydraulic Yacht Controller/total (5) stations Tank monitor/fuel, water, holding tank & exhaust temp., shaft log temp. Horns/dual Kahlenberg with 110v compressor Windspeed/direction indicator GMI-20 Garmin Overhead red/white navigation lights (1) GXM-51 SAT weather radio (1) GA-30 and AIS600 transponder (1) GHC-20 autopilot w/GAP10ECU interfaced w/plotters & hand held remote (4) GC-10 marine cameras (2) engine room, (2) aft deck - color (1) GSD 24 color depth sounder (1) Complete NMEA 2000 backbone w/power ISO interacted monitor navigation system (3) Blue Ocean LED A-12 PRO underwater lights Intellian HD6 SAT TV antenna East Coast US & Bahamas Intellian HD6 Dome V3 SAT phone/internet data Pre-wired for SAT TV-boxes to be provided and installed at buyer's option and expense (all HDMI cables are run to all 8 TV units) The electronics system also has a Garmin proprietary Wi-Fi system that allows you full function operations remotely from any device throughout the boat

TENDER

13' 2015 AB hard bottom inflatable 60 HP Yamaha four stroke Tender cover with zipper access Navigation lights (3) 5" flip-up mooring cleats Yamaha tack/speedometer VHF/Garmin MN/GJSIO w/antenna GPS/chart/Garmin 721XS w 7" screen and cover with depth finder Stereo Fushion with dual speakers Auto/manual bilge pump 12v plug-in with waterproof cover Steering wheel 13" stainless steel Gas tank 15 gallon Battery with box and battery switch Fuel/water separator filter Swim ladder Seat with built-in cooler with drain plug All seats with cushions Fire extinguisher 15 amp dockside plug-in Port & Stbd. stainless steel grab rails Stainless Steel lift bridle Danforth Anchor w/1/2" line (2) fenders Trim tabs Battery charger Cable style deck tie downs (4) Life jackets, first aid kit, signal flares expire 12/2018

AFT DECK

Headroom 7' Fiberglass non-skid deck Extended overhang/boat deck with overhead courtesy lights Polished stainless steel support posts LED aft hardtop overhang docking lights on dimmers Access to aft deck day head (2) overhead flush mounted stereo speakers Aft deck textilene sunshade with slide in track (white) Built-in bench seat with cushions, cover and (4) decorator pillows Flagstaff 50' stainless steel removable Port & Stbd. child gates Port & Stbd. stairwells to swim platform with teak treads (7) Step stairwell to boat deck with stair grab rail Sliding weather hatch aft boat deck/stairs TV drop down aft deck ceiling 28" Samsung/shares receiver with crew cabin Port & stbd. aft deck drains CCTV camera Aft deck table with compass rose inlay 82" L x 32" W Aft deck table high gloss varnish/refinished Under table built-in refrigerator with freezer (Nova Kool) Bulkhead storage locker with cabinet doors and Corian counter top Cabin door tinted with stainless steel frame sliding Salon door with retractable screen door

AFT DECK PORT & STARBOARD CONTROLS

Located in cabin bussel in waterproof cabinet's Electronic clutch and throttles with hi & lo idle/synchronizer Bow & stern thruster controls Yacht controller Engine shut downs Exterior light switches with waterproof cover

AFT DECK DAY HEAD

Access forward bulkhead aft deck Techa Mor fresh water head Exhaust fan Overhead LED lights 110v outlet with GEI Stainless steel sink with storage below Mirror beveled with teak frame Air condition duct Stainless steel single lever faucet (Grohe) Window with valance and privacy curtain Privacy door with lock

SWIM PLATFORM

4' fiberglass non-skid Port and Stbd. recessed storage lockers Port and Stbd. 8" flip-up mooring cleats for tender (4) Stainless steel Euro hoop rails with storage for (1) rail Pantograph watertight transom door Port & Stbd. curved stairwells with teak treads Stairwell deck blue courtesy lights Port & Stbd. Cable Masters T/50 amp X 70' Dockside water inlet with pressure reduce valve Port & Stbd. stainless steel cleats Stainless steel rub rail Recessed flip down stainless steel swim ladder

INTERIOR FINISH/SALON

Headroom 7' Cherry wood (Makore) interior High gloss finish (15 coats) Burl wood inlay in selected areas Burl wood table top and countertop in selected areas Carpeted salon floor Removable padded soft vinyl headliners throughout Rope lighting in selected areas

Push/Release type latches for cabinets and drawers Hunter Douglas mini blinds in salon and galley 46" LED HD TV on HI/LO lift Bose surround sound system with DVD player Stbd. side L-settee with leather upholstery (free standing) with storage below Port side table with burl top and two chairs Salon overhead decorative cherry wood w/burl inlay ceiling treatment Stainless steel aft sliding glass door Frameless tempered windows in salon Cabinet for entertainment system Wine cooler LED overhead lighting with dimmer control

GALLEY/DINETTE

Headroom 6'9" Stainless steel aircraft style doors port and starboard Comfortable view through forward windows with electric powered shades Recessed 32" TV aft of dining table Granite counter top with large sink and three stools with leg seakeepers GE full size refrigerator/freezer/ice and water dispenser GE conventional full size oven Microwave/Convection oven GE trash compactor GE full size dishwasher Quality single lever faucet Garbage disposal Galley exhaust blower Overhead variable intensity LED lighting with dimmers Teak & holly cabin sole

MASTER STATEROOM

Headroom 6'5" King size bed with drawers and storage under in master stateroom with upgraded custom mattress 5/17 Overhead decorative redwood burl ceiling treatment Built in 32" LED HD TV AM/FM radio w/DVD and sound system Cedar lined hanging lockers Upholstered seat at make-up area Bureau and vanity cabinets LED overhead lighting with dimmer control Opening S/S port lights with screens and privacy blinds Rope lighting Garmin GM1-20 Anchor Watch/Depth-Multi Display

MASTER HEAD

Stall shower with seat Tecma freshwater electric toilet Grohe faucet Corian countertop Corian floor LED overhead lights GFI outlets Exhaust fan Opening S/S port lights/screens Air conditioning duct

FORWARD VIP STATEROOM

Headroom 6'5" Island queen size berth with hinged top with drawers or lockers under Cedar lined hanging lockers Built in 27" LED TV AM/FM radio and DVD player LED overhead lighting with dimmer controls Opening ports with screens and block outs Upgraded custom mattress new 5/2017

VIP GUEST HEAD

F.R.P. stall shower Techma toilet Grohe faucet Corian countertop Corian floor LED overhead lights GFI outlets Exhaust fan Opening S/S port lights Air conditioning duct

PORT GUEST STATEROOM

Headroom 6'6" Single upper berth Wider lower berth Built in 22" LED TV AM/FM radio and DVD player Cedar lined hanging locker LED overhead lighting opening S/S port lights

PORT GUEST HEAD

F.R.P. stall shower Techma toilet Grohe facet Corian countertop Corian floor LED overhead lights GFI outlets Exhaust fan Opening S/S port lights Air conditioning duct

CREW QUARTERS

Headroom 6'4" Access from transom watertight door Access from port aft corner of main salon with privacy door Access to rudder area To stbd. head with sink, mirror, undercounter storage and privacy door To port large separate stall shower with 6'6" headroom To stbd. crew cabin with upper and lower berths 6'7" length TV 21" Samsung DSS Receiver shared with aft deck TV Overhead with LED lighting Stereo with 2 flush mounted overhead speakers (Fusion) (2) Opening port lights with privacy shades Large cedar lined hanging locker Built in nightstand/dresser with 3 drawers Upper and lower berth reading lamps Built in bookcase with sea rail Teak & holly floor with area carpeting Garmin GPS remote with alarm and cover Air condition digital thermostat Carbon monoxide detector Privacy door with lock Island crew galley Corian Counter top Stainless steel sink with hot and cold faucet Undercounter freezer (Summit) Microwave built in (Frigidaire) Ample storage cabinets (2) bar stools with leg seakeepers Access to Cable Masters port and stbd. Engine room door watertight with dog downs and viewing window Pirelli commercial diamond style vinyl flooring, black color Vertical spare parts locker

ENGINE ROOM

Full beam/stand up with 6'8" headroom Fully sound insulated Overhead LED lighting Air intakes with auto shut down flaps Intake air fans 24v (4) forward intake/aft exhaust Air conditioning with digital thermostat 18,000 BTU Fuel tank (2) 1000 gal tanks with sight gauges Fuel tanks can be filled from port or stbd. deck fill All sea strainers clear coated Port and stbd. stabilizer pads (Wesmar) All bilges awlgrip bright white polyurethane

paint Stainless steel overhead grab rails Motor mounts polished stainless steel CCTV cameras fore and aft bulkheads Overhead soft patch for major engine access

FIRE SYSTEM

Seafire auto/manual 1300 cu. Ft. capacity Next certification May 2018 All handheld fire extinguishers, next certification May 2018

ENGINES

Caterpillar C-18 Accerts 1150 HP with 1255 hours Remote start/stop control panels Dual turbo/rated at 2300 RPM's Gear ZF/model 550A/2.517 to 1 ratio 3" Aquatec Shaft with dripless seals and shaft spurs Spare seals on each shaft Props/5 blade x 40" D x 37.5 pitch/Hung Shen NiBral

FUEL SYSTEM

(2) 1000 gallon fuel tanks, Aluminum Capable of filling on port or stbd. side and equalizing tanks Sight gauges on tanks Electric fuel tank monitor in pilothouse (4) Fuel/water separator filters dual 1000's with vacuum gauge (2) Fuel/water separator filters 500's for generators Fuel filters Racor with sight bowls

HYDRAULIC SYSTEM

Operation from main engine port & stbd. P.T.O.'s Stabilizers, anchor windless, bow & stern thrusters (Wesmar) Davit has self-contained hydraulics

STABILIZERS (WESMAR) HYDRAULIC--DIGITAL

P.T.O. off port & stbd. main engine gears **12 sq. ft. fins**/self-centering Stabilizer pads loc. engine room for ease of maintenance

STEERING SYSTEM (SEA STAR)

Hydraulic Power assist pumps on port & stbd. main engines

OIL CHANGE SYSTEM

Reverso 24v Main engines, gears, generators

BOW /STERN THRUSTERS-HYDRAULIC

P.T.O. OFF Port & stbd. gears **Bow thruster 33 HP dual prop/Wesmar Stern thruster 33 HP dual prop/Wesmar** Control stations pilothouse, port & stbd. boat deck, port & stbd. aft deck

BILGE PUMPS

(3) Auto/manual (1) Manual bilge pump/ loc. engine room High water bilge alarm's Pilothouse monitor with alarm

HOLDING TANK/HEAD SYSTEM

Holding tank/fiberglass 150 gallon (2) Overboard discharge pumps/Sealand Dockside pump out fitting/port foredeck (2) Overboard tank vents (6) Techma freshwater heads Tank level gauge/loc. pilothouse

FRESHWATER SYSTEM

Water tank 400 gallons (2) 20 gallon hot water heaters 220v Filters (2) filters particle and carbon, & UV ultraviolet light Deck fill/ loc. port side cabin Dockside water fill with pressure regulator starboard transom Freshwater pump 110v Headhunter Mach-5 Freshwater pump 24v Headhunter Excalibur Seawater washdown pump 24v Headhunter Excalibur Stainless steel accumulator reservoir tank

WATER MAKER

Aquamiser 220v/1200 G.P.D. New 12/2016

AIR CONDITIONING SYSTEM--MARINE AIR

(2) 60,000 BTU/208v compressors with 3 phase soft start Dual freshwater circulation pumps/220 v Scot Commercial Duty Dual raw water pumps/220v Scot Commercial Duty w bleeder valve (1) Common sea cock/ sea strainer for raw water pumps **AIR HANDLERS** Captain Cabin/crew area 6,000 BTU Pilothouse/skylounge (3) units 18,000/18,000/9,000 BTU Galley/dinette- 24,000 BTU Main salon- port 18,000/ stbd. 12,000 BTU Master stateroom-12,000 BTU VIP stateroom-12,000 BTU Port guest stateroom-6,000 BTU Engine room-18,000 BTU

ELECTRICAL SYSTEM

Generator/stbd. 28kW/1800 RPM Kohler with 1560 hours Sound shield with water separator mufflers **Generator/port 15.5 kW/1800 RPM Kohler with 730 hours** Sound shield with water separator filters Complete AC/DC breaker/distribution panel with lighting Generator start batteries (2) 100 amp maintenance free with battery boxes Battery charger for generators 20 amp/12v C-Charles Engine start batteries total 4 x 200 amp maintenance free with boxes Battery charger main engines 50 amp/24v C-Charles Battery on/off selector switches (2) 50 amp x 70' shore cords on Cable Masters/ port and stbd. stern (2) ISO boost transformers with seamless transfer/ C-Charles (2) Optional 50 amp x 35' shore cords (2) 50 amp inlets stbd. bow Invertor 4.0 kW with remote panel and 24v charger Telephone/cable TV inlet loc. stbd, bow House batteries (10) 115 amp with battery box AGM with 30 amp charger Generator in operation lights at pilothouse helm

TV ANTENNA

Glomex analog digital TV antenna

SAT RADIO

Main salon stereo with remote on bridge helm AM/FM stereos, all staterooms and crew quarters

CENTRAL VAC-NUTONE

Outlets in dinette, forward guest foyer, main salon, skylounge and crew quarters

WASHER/DRYER

G.E. Stacked separate units with cabinet doors located forward guest foyer with stbd. dryer exhaust

LED OVERHEAD LIGHTS ON DIMMERS

Skylounge, galley, dinette, main salon, aft deck, guest foyer & master stateroom

COVERS

Skylounge table, galley dinette, salon coffee table, tender cover, port and stbd. bow seats, aft deck table, aft deck settee, pilothouse textaline windshield cover/black, aft deck removable sun shade/white, life raft

EXCLUSIONS

Owners personal items, tools, a detailed list will be provided at time of sale upon request.

BROKERS REMARKS

"Downtime" is the perfect yacht for being handled by a owner-operator or a crew. This yacht's great design and seaworthy construction allow for safety and luxury while cruising to the owner's dream destinations. Comfortable accommodations of 3 guest cabins all with ensuite heads, skylounge with desk and day head combined with 4 user friendly exterior docking control stations makes for safe close quarter maneuvering. "Downtimes" high gloss cherry interior paneling, aft crew quarters, country kitchen style galley combined with a state-of-the-art electronics package, bow and stern thruster, oversized stabilizers and the desirable 1150 HP CATS sets her apart from her competition. A must see in a ready to cruise yacht.

Exclusions

Owner's personal belongings.

Disclaimer

The Company offers the details of this vessel or yacht in good faith but cannot guarantee or warrant the accuracy of this information nor warrant the condition of the vessel. A buyer should instruct his representatives, agents, or his surveyors, to investigate such details as the buyer desires validated. This vessel or yacht is offered subject to prior sale, price change, or withdrawal without notice.

PHOTOS

Foredeck Seating/Portuguese Bridge




Foredeck



Pulpit/Windlass



Side Decks with Overhang



Enclosed Bridge Boat Deck



Boat Deck Grill Center




Boat Deck Grill Center




Skylounge Aft Deck/Boat Deck



Tender



Port & Starboard Boat Deck Wing Controls




Pilothouse/Walk-Around Portuguese Bridge



Pilothouse Helm




Skylounge/Pilothouse




Pilothouse



Skylounge




Skylounge/Day Head



Main Salon




Main Salon




On Deck Galley



Galley




Galley




Stairwell/Foyer for Guest Stateroom



Master Stateroom



Master Stateroom



Master Stateroom



Master Stateroom



Master Head



VIP Stateroom



VIP Head



Port Guest Stateroom



Port Guest Stateroom



Port Guest Head




Washer/Dryer Forward Guest Foyer




Main Salon Stairwell to Crew Quarters




Crew Galley



Crew Galley/Engine Room Access




Captain/Crew Cabin



Captain/Crew Cabin



Aft Deck



Aft Deck



Aft Deck



Aft Deck



Engine Room




Engine Room



Aft Deck Day Head



Port & Starboard Aft Deck Controls



CONTACTS

Andrey Shestakov, leading yacht broker of the sales department of Shestakov Yacht Sales Inc. Shestakov Yacht Sales Inc., the official representative of the Miami/Fort Lauderdale FL headquarters.

Contact details

Email: **andrey@shestakovyachtsales.com**

Web: shestakovyachtsales.com/en/

Telephones

USA: **+1(954)274-4435**

Office hours

Monday – Saturday: **9:00 - 21:00** EDT

Sunday: **closed**

Address



Harbour Towne Marina, 850 NE 3rd St, STE 213, Dania, FL 33004