

ANITA JEAN (RESERVED) — WINTER CUSTOM YACHTS



Судостроитель:

Winter Custom Yachts

Год постройки: 2013

Модель: Катер для спортивной
рыбалки

Цена: ЦЕНА ЯХТЫ ПО ЗАПРОСУ

Местонахождение: United States

Длина общая: 64' 3" (19.58m)

Ширина: 19' 6" (5.94m)

Мин. осадка: 5' 0" (1.52m)

Крейс. скорость: 34 Kts. (39 MPH)

Макс. скорость: 38 Kts. (44 MPH)

Купить **ANITA JEAN (reserved) — Winter Custom Yachts** а также выбрать подходящую вам яхту из нашего **каталога** яхт вам поможет опытный яхтенный брокер Андрей Шестаков. На сегодняшний день компания **Shestakov Yacht Sales Inc.** имеет большое количество яхт в **собственном списке продаж**, а также тесно сотрудничает со всеми крупными **яхтенными производителями** по всему миру.

Для того чтобы купить яхту **ANITA JEAN (reserved) — Winter Custom Yachts** а также проконсультироваться по любому вопросу связанному с покупкой, продажей, чартером яхт позвоните по телефону **+7(918)465-66-44**.

ОГЛАВЛЕНИЕ

ОГЛАВЛЕНИЕ	2
ХАРАКТЕРИСТИКИ	4
Обзор	4
Основная информация	4
Размеры	4
Скорость, вместимость и масса	4
Размещение	5
Корпус и палуба	5
Информация о двигателе	5
ПОДРОБНОЕ ОПИСАНИЕ	6
Overview	6
Accommodations	6
Foredeck	7
Cockpit	7
Fly Bridge and Tower	8
Galley	9
Entertainment Electronics	9
Engine Room	10
Pump Room	11
Electrical Equipment	11
Specifications	11
Construction	12
Additional Photos	13
Исключения	13
Отказ от ответственности	13
ФОТОГРАФИИ	14
Bow	14
Tower	14

Foredeck	14
Teaser reels	15
Flybridge	15
Cockpit	15
Grill	16
Salon	16
Salon Entry	16
Galley built-in coffee maker	16
Microwave Convection Oven	17
Rod locker 130's	19
Engine room	19
Engine Room	20
Cockpit	20
Bridge panels	21
Pulpit and Chain Windlass	21
КОНТАКТЫ	22
Контактная информация	22
Телефоны	22
Время работы	22
Адрес	22

ХАРАКТЕРИСТИКИ

Обзор

Custom built in 2013 by Tim Winters, who consistently produces outstanding, high quality well-proportioned and innovative Carolina boats. Twin CAT C-32 1650 h.p. engines deliver 31-35 knot cruise speeds. Platinum engine warranty until June 2018 (can be extended for another 5 years) and the 2000 hour service was completed in December. Current engine hours are 2100 as of Feb. 2018. This is a well designed, high endurance, exceptional quality vessel that is impeccably maintained, lightly used, proven and ready to go.

Основная информация

Тип судна: Катер для спортивной рыбалки

Подкатегория: Convertible

Модельный год: 2013

Год постройки: 2013

Страна: United States

Номер регистрации в береговой охране: Atlantic Beach, NC

Верх: Full / Tuna Tower

Открытая палуба мостика: Да

Кубрик: Да

Размеры

Длина общая: 64' 3" (19.58m)

Ширина: 19' 6" (5.94m)

Мин. осадка: 5' 0" (1.52m)

Скорость, вместимость и масса

Крейс. скорость: 34 Kts. (39 MPH)

Макс. скорость: 38 Kts. (44 MPH)

Вместимость воды: 325 Gallons

Объем топливного бака: 2870 Gallons

Размещение

Всего кают: 3

Всего коек: 6

Всего ком. состава: 3

Корпус и палуба

Материал корпуса: Cold Molded

Отделка корпуса: Fiberglass

Информация о двигателе

Двигатели: 2

Производитель: CAT

Модель: C-32

Тип двигателя: Inboard

Тип топлива: Diesel

ПОДРОБНОЕ ОПИСАНИЕ

Overview

The current owner commissioned this build with specific criteria that allowed the boat to be designed from the inside out with long range sport fishing travel and fully loaded performance as priorities. The 19.5 foot beam and deep hull coupled with exceptional space planning provide three staterooms a single bunk utility/tackle room and three heads with the master stateroom located amidship for comfort. This boat is set up to travel with 2875 gallons of fuel, 116 gallons of lube oil storage in two tanks, water maker, cockpit ice maker, two cockpit freezers, and a large flybridge freezer. There are three galley freezer drawers (two with ice makers) and three refrigerator drawers, a full size commercial oven, five burner range top and full size washer and dryer. Additional equipment includes two 21 kW CAT generators, Glendinning electric Cablemasters for two 50 amp shore cords, transom fish box/live bait well, bait well hook up and deck plate for foredeck rocket launcher and live well, tender chock mounts and 1500 lb. capacity low-profile davit on bow deck. A low profile pulpit with anchor and windlass with chain capstan make anchoring easy. Electronics include FLIR, direction finding VHF antenna, two chirp sounders, SAT TV, full tower, and mezzanine seating. Hand selected American Cherry joiner work is impeccable and features arched doors varnished decks and carpet borders and finely milled solid Cherry moldings. Tackle, spares and food storage is well planned and executed with thoughtful and innovative design with an organized and convenient place for everything.

Accommodations

Hand selected American Cherry came from the same mountain in western Virginia and was book matched throughout the boat and trimmed in solid stock cherry. Doors are triple laminated and have arched tops and fine brushed stainless steel hardware and locksets.

The solid cherry companionway stairs to the lower deck is lined with a back-lighted rod and reel display and storage rack that holds nine 30 to 50 lb. class rods. A door above the stairs holds three 80W rods. These steps lift up, assisted by gas shocks, and provide access to a hinged door that enters the pump room and engine room. The first door to port has a finely finished utility room with a bunk, eight drawers below and large Whirlpool Duet washer and dryer hidden behind a finished cherry wood door.

Forward of this room is a day head and a cabin with over and under bunks with storage beneath, reading lights and a cedar lined hanging locker. Across the companionway is a head and shower with cherry flooring and base cabinets and a rod locker to house five 130 lb. class rods and reels.

The bow cabin has two large bunks, lower to port and upper to starboard. Upper bunk is wide enough to sleep two and a centerline hatch allows natural light in and is equipped with a screen and blackout shade. A hanging locker and storage drawers are beneath the bunks and long port and starboard lockers line the overhead. There is a private access to a head and shower.

To starboard and aft is the master stateroom with ensuite head and shower. The walk-around queen berth is oriented athwartship with night tables on each side and a lighted display cabinet is recessed above the berth.

A central vacuum system services the salon and lower deck.

Centerline access hatches open to large faired and high gloss painted storage areas and dry bilges.

Foredeck

Pulpit with polished stainless steel anchor roller, plow anchor, with 70' of HDG chain, hydraulic windlass with rope capstan, chain cat, chain stop and bow controls, remote control on bridge, freshwater washdown and seawater washdown outlets, two stainless steel bow cleats, low profile, palm beach style anodized aluminum bow rail, reinforced chock plates for tender cradle, tie down padeyes, low profile 1500 lb. rated davit, mounting plate for rocket launcher stanchion and live bait well, four flush mounted, pop up stainless steel spring cleats, centerline bow hatch for forward stateroom, fuel and water fill deck plates, and waste tank pump out deck plate.

Cockpit

The cockpit is well-designed and benefits from the wider beam. An unlimited, Release Marine fighting chair on an offset pedestal is mounted on centerline with tray and six rod holders. A large livewell/fish box with radius corners is built into the transom and has both a teak top and additional clear acrylic top when being used as a live well. Sea water and fresh water washdowns, and electric reel outlets for LP's or Electra-mates. The large tuna door was sized for a grander and an electric windlass is mounted forward under a step to assist decking one or can be used as a warping winch at a dock or for a stern anchor retrieval. Two steps up is a teak decked mezzanine with settee and large 28" deep, insulated ice box fed by an IceSea 800 pound per day remote ice maker beneath, and in the deck are two freezers, an oversize bait compartment with custom stainless shelves, a drink cooler and the engine room's aft access steps. An electric grill (Miele) and tackle storage cabinet with four latched, teak drawers. Storage for gaffs, mops and cleaning supplies, is hidden in a side cabinets and there is a lazarette hatch aft of the fighting chair to access the rudder shelf and hydraulic steering components, two independent bilge pumps and Arid vacuum system

in a sump, trim tab rams and motors and underwater lights. Two separate bilge pumps and float switches are mounted in a recessed sump equipped with a dry bilge vacuum system. Teak covering boards are wide, robust and finely matched and finished. There are eight rod holders in the covering boards, the tower legs have three rod holders per side and eight on the bridge, the chair has six holders in the tray and four on the armrests for a total of 32. The cockpit has overhead lights and speakers. Other features include underwater lights in transom, internal ram trim tabs, dry-bilge suction system. A removable cockpit sunshade keeps the sun and rain off of the cockpit and teak mezzanine decks and offers privacy at the dock.

Fly Bridge and Tower

The flybridge is protected by a three sided, "hard curtain" enclosure and arranged with a centerline console, L-shaped lounges port and starboard with center-line access to forward brow compartment and air compressor. There is a freshwater washdown outlet to port with a dedicated hose for bridge and tower. Recessed drink holders and storage compartment on console with seating and insulated storage compartment for cold drinks forward of a large freezer compartment. A varnished teak helm pod with single-lever controls and bow thruster switch integrated on starboard control handle simplify docking and pivots. Back up emergency controls on an extended flex line harness are stored beneath the console. Power assist hydraulic steering is fast and responsive. Console instrument panel is recessed and protected by a clear hinged panel. A bilge systems monitoring panel is on centerline and incorporates a remote windlass control and bow thruster power switch. Electronics include AIS, Garmin plotter/sounder with CHIRP and Furuno Radar with Navnet TZ touch screen Furuno plotter and CHIRP sounder, radar, SITEX SST-110 sea surface temp gauge, SIMRAD auto-pilot, FLIR, Northstar 952X GPS/Plotter, two Icom M-504 VHF radios, SIMRAD TD-L1550A RDF with direction-finding antenna and CAT engine station control with sync and troll modes and digital engine group display monitors. Additional: ACR, 360 degree searchlight with remote control, trim tab controls and start/stops for engines. Air horns and control switch.

A BEAM iridium Potsdock 9555 docking station for SAT PHONE is located under the console. The RJ11 / POTS interface enables standard corded, cordless or DECT handsets to be used or alternatively interfaced with a PBX system presenting standard ring, busy and dial tones. and also has an inbuilt Bluetooth module for voice connectivity along with an intelligent tracking and alert reporting functionality. The alert and tracking module can be configured to support periodic polling or emergency alert reporting.

Two varnished teak, Release Marine, helm chairs with footrests and comfortable upholstered arm rests provide excellent visibility.

The Bausch-American high polished anodized aluminum full tuna tower is robustly constructed but with a clean and uncluttered design. An advanced composite hard top

has a discreet aft extension providing more protection from the sun and rain. A recessed compartment above the helm hides two programmable electric teaser reels. Two additional recessed, custom machined, teaser reels are also located overhead. Recessed tri-color LED lighting including red for night time operation. The Furuno radar scanner, FLIR and ACR searchlight are mounted on the topside.

Rupp triple spreader riggers with reinforced support legs for pulling dredges.

Eight rod holders are welded across the aft rails and three on each tower leg below. The composite tower helm platform has molded-in high intensity LED spreader lights that illuminate the cockpit and fore deck. The tower console has a custom helm wheel, engine and bow thruster controls, CommandMic VHF, 7" FURUNO multi-function display, flag spars port and starboard and a center rigger. A black anodized pipe supported sunshade with hard top supports the SAT dome.

Galley

The galley is proportioned larger than other vessels in this size range and is equipped with a full size JennAir oven, JennAir5 burner glass top digital range, convection microwave, built in coffee maker, deep stainless steel double sink with purified water tap, combination faucet with retractable sprayer, and satin finished cherry cabinets and drawers. There is innovative storage for a full complement of cookware, china, flatware, and glasses and three Sub Zero freezer drawers, two with ice makers, and three refrigerated drawers. Galley floor space is large enough for a buffet line to circle the galley and a raised, solid cherry trimmed bar top overlooks the area with three bar stools for seating to complement the custom fold out high-low table for the L-shaped lounge. A bar cabinet is located on the port side with bottle racks for all sizes and shapes. Exceptional LED lighting in the galley and salon areas provides crisp white light or indirect, low level lighting for after hours. A beautiful varnished Cherry and Holly planked deck with wide solid stock border adds a rich finish to this well designed, full service galley.

Entertainment Electronics

DirectTV Everfocus ECOR HD 4F and HD DVR with Blu-ray 3D disc/DVD player with wireless LAN

Fusion MS-AV700 with Sirius XM AM / FM / VHF / USB / AUX / DVD / CD / iPod / iPhone / MTP / SiriusXM-Ready (USA only)

- Multi-Zone™ 4 Zone Control
- DVD/CD Audio and Video Playback - An infrared remote is included, or utilise the FUSION-Link™ remote control app for Apple or Android to control the movie

experience on the water.

- iPod/iPhone/USB Audio Support - Featuring smart controls and intuitive menu navigation,
- MTP (Media Transfer Protocol) Audio Support - Connect your supported Android or Windows smart phone via USB for quick access to your entire music library.
- FUSION-Link™ - Certified marine Multi-Function Displays (MFD's) become the entertainment control centre for the entire vessel once connected to the MS-AV700 Marine Entertainment System via a NMEA 2000 or Ethernet connection.

Engine Room

The engine room equipment installation, piping and wiring is well executed and is fully faired, glossy white and brightly lighted. Accessed from the cockpit by a sill-protected, hinged hatch, water intrusion is minimized should the cockpit be flooded. An engine room door with window on the aft bulkhead further protects the engine compartment from potential water ingress and reduces engine noise in the cockpit. A sight gauge with top and bottom valves indicates the level of the 2000 gallon aft fuel tank. The engine compartment is well planned and engineered, faired and painted with a high gloss white finish throughout. Deck access for major components has been planned above each engine without having to move any cables or piping.

Combustion air from the hullside vents is filtered through Livos Technologies, air filtration and ventilation system and engine room blowers are also installed. Two separate engine starting battery banks are located in cabinets with hinged lids outboard of the engines port and starboard. Starting batteries have a charger and are cross-connected for redundancy. House batteries have a dedicated charger or can be charged with engine alternators. Oil change pump system is outboard to starboard and freshwater outlet and hose is located near centerline.

Two CAT C-32 diesel engines with block heaters have approximately 2100 hours (Jan. 2018). 2000 hour service was completed in January 2018 including after coolers, turbos and water pumps serviced along with new valve cover gaskets and impellers. Warranty is valid to June 2018 and extendable for another 5 years. ZF 2:1 reduction, down angle gears are close coupled to the engines.

Two CAT C2.2, 21 kW generators with sound shields are located near the aft engine room bulkhead and are isolation mounted on sliding tracks with Aeroquip flex lines and harnesses to allow for easy servicing and access to bilges, fuel lines, exhaust components and areas otherwise inaccessible for maintenance on most boats.

Two lube oil tanks with a capacity of 58 gallon each are located on centerline allowing oil changes in remote areas.

CCTV Cameras monitor this space and can be viewed from the flybridge.

This compartment and the engines have been very well maintained and the space is clean, glossy and dry.

Pump Room

Forward of the engine room through a hinged weathertight door is a pump room housing the chilled water air conditioning system components, water manifold, water pumps, S&K watermaker (42gph/1000gpd), water filters, sea strainers, fuel transfer pump, fuel shut-off valve, bow thruster hydraulic unit, 800 lb./day cockpit ice maker compressor, sight gauge for the forward 870 gallon fuel tank, water heater, and four built-in, positive latched tool drawers.

This isolated room keeps vital components out of the heat of the engine room and makes servicing strainers and impellers more civilized in the quiet, climate controlled space. The compressors operate more efficiently in lower ambient temperatures. This area also has a shower with hot and cold water. A watertight access to the lower interior companionway allows access to or emergency egress from the accommodations without going through the salon and galley area. This room has a camera to monitor the area from the helm.

Two water tanks, one 250 gallon for general service, and a 75 gallon isolated "sweet water" tank supplies the sinks, built-in coffee maker, and ice makers. The main pump can be switched into service for this system as a back up.

CCTV Cameras monitor this space and can be viewed from the flybridge.

Electrical Equipment

Two 240VAC/50 amp shore power cords with Glendinning Cablemaster retractors are located port and starboard in the cockpit and service a 240VAC and 120VAC back lighted Paneltronics breaker panels with split buss switchboard, digital line voltage and load indicators in the salon just inside the door for convenient switching. Twin 21kW Caterpillar generators in soundshields are equipped with remote pre-heat/start/stop controls, gauges and display monitors in the salon. Back lighted Paneltronics 24VDC and 12VDC panels have digital load and line voltage indicators. Panel faces are hinged for quick and easy front access to the breaker and cable connections. Flybridge 24VDC and 12VDC sub-panels are located under the bridge console for navigation electronics.

Specifications

Boat Name ANITA JEAN **Specs** Builder: Winter Custom Yachts **Dimensions** LOA: 64 ft 3 in Beam: 19 ft 5 in Minimum Draft: 5 ft 0 in **Engines** Engine Brand: CAT Engine

Model: C32 Cruising Speed: 31 knots @ 1950 RPM Maximum Speed: 38 knots Engine Hours: 2100 (Feb. 2018) Warranty to June 2018 eligible for extension with CAT survey

Tanks Fresh Water Tanks: Fiberglass (325 Gallons) Fuel Tanks: Aluminum (2870 Gallons) Holding Tanks: Fiberglass

Accommodations Number of cabins: 3 plus bunk in utility room. Number of heads: 3

Electronics Radar - Furuno Autopilot GPS/Plotter - Garmin at helm and with 7" multifunction display in tower FURUNO NAVNET w/Touch screen VHF radios - 2 Icom with CommandMic in tower and SIMRAD direction finding antenna GPS - Garmin and Northstar 952X Compass - Two, Flybridge and Tower Depthsounder - Two with CHIRP VHF - Two ICOM M504, one SIMRAD TDH550A with RDF, CommandMic in tower Stereo - FUSION (Sirius ready) Cockpit speakers - 2x cockpit and 2x bridge speakers DVD, DVR and Blu-ray TV sets -Salon (on lift) and Master with DirectTV Bilge system display lights at helm

Equipment Bow thruster - ABT hydraulic with remote power pack Electric heads - Vacuflush Heating Air conditioning Washer and Dryer -Whirlpool Duet full size Battery chargers plus engine alternators with ability to charge house batteries Hot water heater Electric bilge pumps - Eight (8) 24V DC with float switches and Arid dry bilge vac system Ovens (full size) plus separate convection microwave Refrigerators - 3x freezer drawers (2 with ice makers) and 3x refrigerator drawers Coffee maker - built-in Air compressor - on flybridge with outlet in pump room Fresh water maker - S&K 1000 gpd Ice maker for cockpit - ICESEA 800 lb./day Deep freezer - one large unit on flybridge, two in cockpit Sea water pumps Dedicated live well pump plumbed to bow and stern Oil change pump with 116 gal. lube oil tanks Fuel transfer pump Racor duplex fuel filters Water filters

Electrical Equipment Shore power inlet - Two 50 Amp with Cablemasters for powered retraction Generator - Two 21 kW CAT with soundshields and remote start/stops and gauges in salon (generators are mounted on sliding foundations with flex lines for service and access) 240 VAC, 120VAC, 24VDC and 12VDC Paneltronics back-lit panels with split buss, switching and breakers Two 24VDC Starting battery banks in engine room with isolation and cross-connect ability' Separate house battery system with dedicated charger plus charging option from main engines

Outside Equipment Teak cockpit, teak mezzanine deck and custom shaped matched teak covering and coaming boards Davit - 1500 lb. low profile electric with remote control Cockpit cushions - Mezzanine seating and fighting chair Hydraulic windlass with rope capstan and chain cat Bow rail - anodized aluminum Palm Beach style low profile

Covers Cockpit cover Cockpit sunshade with removable stanchions Chair covers

Construction

Cold molded WEST system construction utilizing FRP encapsulated Okhume and fir with 3.5" bottom, double diagonal shell with a skin laminate consisting of three runs of 3408 and an inside laminate of 1708 with an Awlgrip fairing and paint system. Vacuum formed composite decks and hatches provide sound and thermal insulation while reducing weight.

Additional Photos

Исключения


При продаже яхты исключаются личные вещи владельца.

Отказ от ответственности


Компания предоставляет описание судна или яхты добросовестно, но не может гарантировать точность этой информации, а также не ручается за техническое состояние. Покупатель должен проинструктировать своих агентов или оценщиков исследовать представленную информацию более подробно, по собственному желанию. Продажа судна или яхты, изменение цены или снятие с продажи будет происходить без предварительного уведомления.

ФОТОГРАФИИ




Bow



Tower




Foredeck








Teaser reels




Flybridge




Cockpit





Grill




Salon







Salon Entry



Galley built-in coffee maker





Microwave Convection Oven













Rod locker 130's




Engine room





Engine Room






Cockpit



Bridge panels



Pulpit and Chain Windlass



КОНТАКТЫ

Андрей Шестаков (Andrey Shestakov) – ведущий яхтенный брокер отдела продаж яхт и судов компании Shestakov Yacht Sales Inc. Официальный представитель Shestakov Yacht Sales Inc. для русскоговорящих клиентов в центральном офисе компании в Майами/Форт Лодердейл/Флорида/США.

Контактная информация

Email: **andrey@shestakovyachtsales.com**

Web: **shestakovyachtsales.com**

Телефоны

Краснодарский край: **+7(918)465-66-44**

США, Майами, Флорида: **+1(954)274-4435**

Время работы

Понедельник – Суббота: **9:00 - 21:00** EDT

Воскресенье: **Закрето**

Адрес



Harbour Towne Marina, 850 NE 3rd St, STE 213, Dania, FL 33004