

PARK AVE — MERIDIAN



Builder: MERIDIAN

LOA: 41' 0" (12.50m)

Year Built: 2005

Beam: 14' 4" (4.37m)

Model: Cruiser

Min Draft: 3' 9" (1.14m)

Price: PRICE ON APPLICATION

Location: United States

Our experienced yacht broker, Andrey Shestakov, will help you choose and buy a yacht that best suits your needs **Park Ave — MERIDIAN** from **our catalogue**. Presently, at **Shestakov Yacht Sales Inc.**, we have a wide variety of yachts available on **our sale's list**. We also work in close contact with all the big **yacht manufacturers** from all over the world.

If you would like to buy a yacht **Park Ave — MERIDIAN** or would like help answering any questions concerning purchasing, selling or chartering a yacht, please call **+1(954)274-4435**

TABLE OF CONTENTS

TABLE OF CONTENTS	2
SPECIFICATIONS	3
Overview	3
Basic Information	6
Dimensions	6
Speed, Capacities and Weight	7
Accommodations	7
Hull and Deck Information	7
Engine Information	7
PHOTOS	8
CONTACTS	13
Contact details	13
Telephones	13
Office hours	13
Address	13

SPECIFICATIONS

Overview

Park Avenue is in Fantastic Condition and is Ready to Take You to All Your Dream Destinations! She boasts Low Hour Cummins "C" Series 450 hp Diesels (one of only a few built with this Engine up grade option)

Park Avenue is Spotless Inside and Out and Loaded with all the Best Equipment!

- 450 Cummins "C" Series 720 Hours
- 11.5 KW Onan Generator 633 Hours
- Bow and Stern Thrusters
- Bimini w/ Full Enclosure
- Custom Bridge Cover (see picture)
- Great Electronics
- Fantastic Sound System for Your Listening Enjoyment
- Click on "View Full Specifications" To See All Park Avenue Has to Offer
- Don't Wait!! Call Today!!

Boat Name Park Avenue Dimensions LOA: 41 ft 0 in Beam: 14 ft 4 in Minimum Draft: 3 ft 9 in Displacement: 25000 lbs Engines Engine 1: Engine Brand: Cummins Year Built: 2005 Engine Model: 6 CTA Engine Type: Inboard Engine/Fuel Type: Diesel Location: Starboard Engine Hours: 720 Drive Type: Direct Drive Engine Power: 450 HP Engine 2: Engine Brand: Cummins Year Built: 2005 Engine Model: 6 CTA Engine Type: Inboard Engine/Fuel Type: Diesel Location: Port Engine Hours: 720 Drive Type: Direct Drive Engine Power: 450 HP Tanks Fresh Water Tanks: (150 Gallons) Fuel Tanks: (400 Gallons) Holding Tanks: (55 Gallons) Accommodations Number of double berths: 3 Number of cabins: 2 Number of heads: 2

Accommodations Welcome aboard Park Avenue. This Great yacht has been loved and beautifully cared for by her owners. Park Avenue is waiting for your inspection and will surely make all your dreams come true..

This Beautiful Meridian 411 has a rich cherry wood interior featuring two lovely private staterooms with island queen beds, two heads, and 6'7" headroom. With her dual thruster "Dock On Comand" system she can be handled by a crew of one. The Master suite is forward. It features an island queen bed, with a pillow top innerspring mattress, designer bedspread and throw pillows. This suite also has a private head featuring a VacuFlush fixture, and a separate shower stall. A very accommodating Guest Stateroom is situated under the dinette area. Like the Master, it has an island queen bed, with a pillow top inner spring mattress, designer bed spread and throw pillows. There is an adjoining Guest head with a VacuFlush fixture. The "Open Concept"

layout includes the salon, dinette, and galley, It is one beautiful and spacious area. The salon features 2 leather lounges with dual recliners, an entertainment center a wonderful sound system, and the salon boasts 6'7" headroom. Up a couple of steps are a convertible dinette and the galley. The Spotless galley is well equipped with great visibility!

Galley

The Spotless Galley is Forward to Port and Features Everything Needed to Make the Chef Happy. Prepare an Elegant Meal or just a quick snack with ease in this beautiful and open area. The spacious U shaped dinette is forward to Starboard and has plenty of room for your friends. The dinette converts to a bunk if extra sleeping accommodations are needed.

- AC/DC NovaKool Refrigerator/Freezer
- Samsung Convection/Microwave Oven
- Dual Stainless Steel Sinks
- Custom Solid-Surface Countertops
- 2-110V GFI Outlets

- 2-Burner Electric Glass Cooktop
- Built-In Coffee Maker
- Ice Maker in Salon
- Large Dinette that converts to a bunk.
- Great Storage!

Electronics

Everything Needed to Push Off Today With Confidence!!

- Bow and Stern Thrusters
- Furuno Navnet VX2 Chart Plotter
- Garmin 4210 Chart Plotter
- Furuno Open Array Radar
- Furuno Auto Pilot
- Furuno VHF
- JVC Sound System and Entertainment Center
- Compass
- Spot light

Engines and Mechanical

This Engine Room is CLEAN and Well Maintained

Twin Cummins "C" Series 450 hp 720 Hours

11.5 KW Onan Generator in a Sound Shield 633 Hours

50 Amp Shore Power

Glendenning Cable Master

Reverse Cycle Marine Air and Heat w/ Over Head Vents

VacuFlush Fresh Water Flush Heads

Reverso Oils Change System

Dripless Shaft Logs

New Air Seps

Trim Tabs

Hot Water Heater

Racor Fuel Filters

Great Access

Wonderful Lighting

Spotless Bilges

Deck and Hull

Park Avenue is in Beautiful Condition and boasts a great Shine to her decks and Hull.

Great visibility from the bridge makes docking easy!

Bimini w/ Full Enclosure

Helm Canvas

Helm Seat Canvas

Complete Helm Storage Cover

Windless w/ Foot Pedals

Easy to Get Around Side Decks

Cockpit Shower

Cockpit Entrance to Engine Room

Cockpit Storage

Brokers Comments

Park Avenue is in Fantastic Condition and is Ready to Take You to All Your Dream Destinations! She boasts Low Hour Cummins "C" Series 450 hp Diesels (one of only a few built with this Engine up grade option)

Park Avenue is Spotless Inside and Out and Loaded with all the Best Equipment!

- 450 Cummins "C" Series 720 Hours
- 11.5 KW Onan Generator 633 Hours
- Bow and Stern Thrusters
- Bimini w/ Full Enclosure
- Custom Bridge Cover (see picture)
- Great Electronics
- Fantastic Sound System for Your Listening Enjoyment
- Click on "View Full Specifications" To See All Park Avenue Has to Offer
- Don't Wait!! Call Today!!

Basic Information

Category: Cruiser

Model Year: 2005

Year Built: 2005

Country: United States

Dimensions

LOA: 41' 0" (12.50m)

Beam: 14' 4" (4.37m)

Min Draft: 3' 9" (1.14m)

Speed, Capacities and Weight

Displacement: 25000 Pounds

Water Capacity: 150 Gallons

Holding Tank: 55 Gallons

Fuel Capacity: 400 Gallons

Accommodations

Total Cabins: 2

Total Berths: 3

Total Heads: 2

Hull and Deck Information

Hull Material: Fiberglass

Engine Information

Engines: 2







Manufacturer: Cummins

Model: 6 CTA

Engine Type: Inboard

Fuel Type: Diesel


PHOTOS











CONTACTS

Andrey Shestakov, leading yacht broker of the sales department of Shestakov Yacht Sales Inc. Shestakov Yacht Sales Inc., the official representative of the Miami/Fort Lauderdale FL headquarters.

Contact details

Email: **andrey@shestakovyachtsales.com**

Web: shestakovyachtsales.com/en/

Telephones

USA: **+1(954)274-4435**

Office hours

Monday – Saturday: **9:00 - 21:00** EDT

Sunday: **closed**

Address



Harbour Towne Marina, 850 NE 3rd St, STE 213, Dania, FL 33004