

ASCENTE — WESTPORT



Builder: WESTPORT

Year Built: 1989

Model: Motor Yacht

Price: PRICE ON APPLICATION

Location: Canada

LOA: 112' 0" (34.14m)

Beam: 25' 0" (7.62m)

Max Draft: 6' 0" (1.83m)

Cruise Speed: 10 Kts. (12 MPH)

Max Speed: 14 Kts. (16 MPH)

Our experienced yacht broker, Andrey Shestakov, will help you choose and buy a yacht that best suits your needs **ASCENTE — WESTPORT** from **our catalogue**. Presently, at **Shestakov Yacht Sales Inc.**, we have a wide variety of yachts available on **our sale's list**. We also work in close contact with all the big **yacht manufacturers** from all over the world.

If you would like to buy a yacht **ASCENTE — WESTPORT** or would like help answering any questions concerning purchasing, selling or chartering a yacht, please call **+1(954)274-4435**

TABLE OF CONTENTS

TABLE OF CONTENTS	2
SPECIFICATIONS	5
Overview	5
Basic Information	6
Dimensions	6
Speed, Capacities and Weight	6
Accommodations	6
Hull and Deck Information	6
Engine Information	7
DETAILED INFORMATION	8
Unique Design & Layout	8
Bridge	8
Salon	9
Dining	9
Skylounge / Office / Media Room	9
4 VIP Staterooms	10
Grand Master	10
Crew Quarters	10
Laundry Room	11
Galley	11
Sundeck	12
Skydeck	12
Aft Deck	12
Lazarette/ Workshop/ Equipment Storage	12
Bridge Equipment	13
Engine Room Equipment	13
Additional Equipment	14
Tender	14

Low Depreciation	14
Low Operating Cost	15
Exclusions	15
Disclaimer	15
Exclusions	15
Disclaimer	15
PHOTOS	17
Aerial view	17
Bow view	17
Salon aft view	17
Salon forward	17
Dayhead	17
Dining	17
Dining area	17
Galley	17
Galley	18
Galley	18
Skyounge	18
Skyounge	18
Skyounge/Office	18
Skyounge	18
Helm	18
Pilothouse seating	18
Helm station	19
Helm	19
Guest Stateroom	19
Universal link/Audio	19
VIP Stateroom	19
Master stateroom	19

Master stateroom head/shower	19
Master head/stateroom	19
Master head/stateroom	20
VIP stateroom	20
Aft Deck	20
Boat deck entertainment area	20
Boat deck entertainment area	20
Boat deck entertainment	20
Crew/guest area	21
Laundry room	21
Engineroom	21
General Arrangement	21
CONTACTS	22
Contact details	22
Telephones	22
Office hours	22
Address	22

SPECIFICATIONS

Overview

WESTPORT First of its Kind!

This luxury expedition yacht reveals an outstanding build and design pedigree. In a world of reproductions, this is a vessel that celebrates

unparalleled advancements across all areas. ASCENTE'S distinctive features, newly refinished contemporary interior,

2-person operation, low operating costs, and charter potential offers one of the most exclusive investment opportunities today.

At a Glance:

Striking design by Top Naval Architect Gregory Marshall

Total Interior & Exterior refit Completed 2017

Unrivalled operational costs

Interior Volume comparable to 135'-150' yachts

Built for easy 2-person operation

Spacious 7 cabins layout

Accommodates up to 8 crew

Meticulous condition throughout

Robust seagoing capability

Ideal family, expedition, & corporate yacht

Extensive charter Potential

Basic Information

Category: Motor Yacht

Model Year: 1994

Year Built: 1989

Refit Year: 2017

Refit Type: Complete

Country: Canada

Dimensions

LOA: 112' 0" (34.14m)

Beam: 25' 0" (7.62m)

Max Draft: 6' 0" (1.83m)

Clearance: 37' 0" (11.28m)

Speed, Capacities and Weight

Cruise Speed: 10 Kts. (12 MPH)

Max Speed: 14 Kts. (16 MPH)

Displacement: 275000 Pounds

Water Capacity: 1500 Gallons

Holding Tank: 350 Gallons

Fuel Capacity: 2500 Gallons

Accommodations

Total Cabins: 5

Total Heads: 6

Hull and Deck Information

Hull Material: Fiberglass

Engine Information

Engines: 2

Manufacturer: Volvo Penta

Model: TAMD162A

Engine Type: Inboard

Fuel Type: Diesel

DETAILED INFORMATION

Unique Design & Layout

Cutting edge exterior design by Greg Marshall

Stunning Alexseal blue metallic hull

Extensive interior volume comparable to 135-150ft yachts

23 feet *Full beam salon*

Open, modern layout maximizes views throughout

Separate stairways for crew, guest, & master staterooms

Huge Dining area easily accommodates 12 at custom floating table

Expansive, functional galley for professional caterers & loved by all chefs

Two in-&-out galley doors allow for fluid event catering

Huge pantry, laundry, & crew quarters with direct galley access

Brand new contemporary interior finishes throughout

Grand Master + 4 VIP Staterooms

Light control dimmers throughout main deck, sky deck & exterior

Bridge

Full beam

Enclosed Port & Starboard control stations

Bow to stern visibility

Unlimited visibility with forward slopping windows

Unique design minimizes glare, fading/deterioration of woods, vinyl, & monitors

Seating for 10 + Captain

Perfect space for social meals & sea life views while underway

Vast chart counter & drawers

300-degree Captain's chair visibility

Clean, modern electronics with 35" ultra wide screen & 2 x 25" monitors

Comprehensive Deckhand & Stew guidelines including operation manuals

Salon

Open concept allows for tailored layouts & designs

Wrap around windows highlight the 300 degree unobstructed views throughout

Custom power blinds

3-stool bar with acrylic top & embarcadero marble

4-seat dinning/games/card table

Discrete entry coat locker

Low maintenance vinyl plank simulated wood floors (black walnut)

Smart phone controlled stereo system

Custom painted speakers throughout

Dining

Large floating & custom black walnut dinning table, comfortably seats 12 Luminous & contemporary chandelier Two floating built-in buffet cabinets with embarcadero marble Built in 100-bottle wine rack Built in wine & beer coolers Adjustable liquor storage drawers Custom folding bar for large parties stored in pantry Hidden powered presentation screen Exceptional space for board meetings Striking day head

Skylounge / Office / Media Room

Live edge desk with ample work & shelving space

9 large windows highlight 300-degree views

56inch Auto lift TV with Denon surround system

Electric fireplace

Large L-shaped sofa with air mattress hide-a-bed, easily converts to 6th stateroom

Day head adjacent to Bridge

4 VIP Staterooms

Open & spacious layout with enclosed WC

Electric fireplaces provide ambiance &/or heat

Extensive space including 8 drawer dressers, luggage storage, full-length closets

Large, wide opening port holes with removable screens

Grand Master

Located aft for privacy and distant from anchor

Full beam with large windows port and starboard

Rich black walnut wood finishes

Large, opening portholes

Luxurious Jacuzzi tub for two

Frameless glass shower

Thermostatic/pressure balanced Riobel shower fixtures

Fogless lighted mirror for shower & vanity

Beautiful glass hardware

Very Large his/hers dressers & wardrobes

Self closing & auto-lighted wardrobes with cedar lining

Electric fireplace

Inviting desk/vanity

USB charging stations at either bedside

Crew Quarters

Comfortably sleeps 4-8

Each stateroom with double birth & optional single bunk

Option to reconfigure wide pantry for additional crew quarters

Laundry Room

Modern Samsung washer/dryer

Extensive counter space & storage

Stylish Crew Dinette with custom & height adjustable wood table

22 x 44 inch Chest Freezer

Galley

Large open layout with great flow

Large windows with great views port & starboard

In & out doors

High ceilings with two chandeliers

Heaps of storage space

Electrolux 18.6ft3freezer & 18.6ft3fridge

Boshe induction stovetop

Jenn-Air combination Microwave/Wall Oven with Multimode Convection Oven

Jenn-Air Espresso machine

Boshe dishwasher

Broan trash compactor

InSinkErator food waste disposer

Wide Island/coffee bar seats two

Five pop up electrical outlets

Widespread & gorgeous lighting

Sundeck

4-person hot tub

Two L-shaped settees with seating for 9

Three triangular shaped sun sails provides new modern style & shade

Large toy deck with two 1500-pound port & starboard Davits to easily launch 14-foot Rendova with 50 HP Yamaha outboard, two Seadoo Sparrks & two 50cc Yamaha BWS scooters (all included).

2 x 16 person DSS life rafts, last serviced May 2017

Skydeck

5' long propane fire pit

Four piece outdoor patio set with Sunbrella fabrics, covers & hidden propane storage

Ample gym space

Aft Deck

2" x 20" DCS propane BBQ with large table extension

Two round fire pits with glass & granite tops

Custom teardrop tabletops convert fire pits to 14-place fireside dining

Spacious day head

Fully enclosable aft deck with stainless steel canopy

Removable indoor/outdoor carpet

Very expansive, full beam deck for lounging or dining

Lazarette/ Workshop/ Equipment Storage

Full beam

Extensive storage

Pristine organization

Adjustable wall shelving system

Bridge Equipment

FURUNO NavNet TZtouch navigation & radar system

Nobeltech navigation with Lenovo PC

Maretron system with digital engine and tank gauges

ComNav Autopilot

FURUNO Depth Sounder (2) bow & stern

Extensive Surveillance System - 2 transom cameras, 1 engine room camera, 1 anchor camera

One Simrad RS35 VHF & one Simrad RS12 VHF

3 station Micro Commander Controllers

Key Power hydraulic stabilizers, bow thruster, & anchors (375 lbs. each)

Engine Room Equipment

Volvo Penta TAMD162A 6 cyl. turbo charged diesel engines (PORT 5982 hrs. & STARBOARD 6530 hrs.)

Panda 16 kW Generator (1725 Hrs)

Izuzu 35kw Main Generator (1364 Hrs)

Mastervolt Inverter

Four AGM batteries

Three battery chargers

105,000 BTU Webasco Heating System

Village Marine 80gph Water maker

VITAPUR Water purification system (charcoal & UV)

Headhunter water pump plus Mastercraft backup pump

Tierney Transformer

Additional Equipment

1 x 14 foot Rendova

2 x Seadoo Sparks

2 x Yamaha BWS 50 scooters

2 x Starboard Paddle boards

2 x Delta Kayaks

2 x complete scuba dive setups including dry & wet suits plus weights

1x Honda Fire Pump

1 CONCEPT 2 Rowing Machine

HOIST Weights Bench

HOIST Stacked Free Weights Set

Tender

2015 NC/Merry Fisher 855 Marlin Offshore

28 feet

Twin 200 HP Yamaha Outboards

40knot max, 25-30 knot cruise speed

Custom paint & wrap to match Ascente

2 cabins - V birth & twin Bunk

Low Depreciation

Easy to refit to keep modern

Light/no crew characteristics

Low initial capital costs

Substantial Charter Income

Easy Maintenance

Low Operating Cost

Low Operating Cost

- Highly efficient & reliable Volvo Pentas 612 HP TAMD 162 A 6 CYL turbo- charged diesel engine with fuel consumption of approximately 1.2 imperial gallons per mile
- Straight forward, easy to see, maintain & repair systems
- No crew to 8 crew capable
- Yacht designed for a couple to operate effortlessly

Exclusions

All personal property is excluded unless specifically identified and included in the sale agreement and listing specifications. Personal property refers to all items not permanently attached to the vessel including but not limited to: artwork, furnishings, and recreational or entertainment items. Advertisements, marketing materials, and/or other photography may depict the vessel with personal property, however, such personal property is excluded unless otherwise specifically included as provided herein.

Disclaimer

The Company offers the details of this vessel in good faith but cannot guarantee or warrant the accuracy of this information nor warrant the condition of the vessel. A buyer should instruct his agents, or his surveyors, to investigate such details as the buyer desires validated. This vessel is offered subject to prior sale, price change, or withdrawal without notice.

Exclusions

Owner's personal belongings.

Disclaimer

The Company offers the details of this vessel or yacht in good faith but cannot guarantee or warrant the accuracy of this information nor warrant the condition of the


vessel. A buyer should instruct his representatives, agents, or his surveyors, to investigate such details as the buyer desires validated. This vessel or yacht is offered subject to prior sale, price change, or withdrawal without notice.

PHOTOS

Aerial view



Bow view



Salon aft view



Salon forward




Dayhead




Dining



Dining area



Galley



Galley



Galley



Skylounge



Skylounge




Skylounge/Office




Skylounge



Helm



Pilothouse seating



Helm station



Helm



Guest Stateroom



Universal link/Audio




VIP Stateroom



Master stateroom




Master stateroom head/shower




Master head/stateroom




Master head/stateroom





VIP stateroom




Aft Deck




Boat deck entertainment area



Boat deck entertainment area



Boat deck entertainment



Crew/guest area



Laundry room



Engineroom



General Arrangement



CONTACTS

Andrey Shestakov, leading yacht broker of the sales department of Shestakov Yacht Sales Inc. Shestakov Yacht Sales Inc., the official representative of the Miami/Fort Lauderdale FL headquarters.

Contact details

Email: **andrey@shestakovyachtsales.com**

Web: shestakovyachtsales.com/en/

Telephones

USA: **+1(954)274-4435**

Office hours

Monday – Saturday: **9:00 - 21:00** EDT

Sunday: **closed**

Address



Harbour Towne Marina, 850 NE 3rd St, STE 213, Dania, FL 33004