

LADY SANDRA — NEPTUNUS



Судостроитель: NEPTUNUS

Год постройки: 2004

Модель: Моторная яхта

Цена: ЦЕНА ЯХТЫ ПО ЗАПРОСУ

Местонахождение: United States

Длина общая: 66' 0" (20.12m)

Ширина: 18' 11" (5.77m)

Мин. осадка: 5' 0" (1.52m)

Макс. осадка: 5' 3" (1.60m)

Крейс. скорость: 24 Kts. (28 MPH)

Макс. скорость: 30 Kts. (35 MPH)

Купить **LADY SANDRA — NEPTUNUS** а также выбрать подходящую вам яхту из нашего **каталога яхт** вам поможет опытный яхтенный брокер Андрей Шестаков. На сегодняшний день компания **Shestakov Yacht Sales Inc.** имеет большое количество яхт в **собственном списке продаж**, а также тесно сотрудничает со всеми крупными **яхтенными производителями** по всему миру.

Для того чтобы купить яхту **LADY SANDRA — NEPTUNUS** а также проконсультироваться по любому вопросу связанному с покупкой, продажей, чартером яхт позвоните по телефону **+7(918)465-66-44**.

ОГЛАВЛЕНИЕ

ОГЛАВЛЕНИЕ	2
ХАРАКТЕРИСТИКИ	6
Основная информация	6
Размеры	6
Скорость, вместимость и масса	6
Размещение	6
Корпус и палуба	7
Информация о двигателе	7
ПОДРОБНОЕ ОПИСАНИЕ	8
Vessel Walkthrough	8
Salon	8
Dining Area	9
Day Head	9
Galley	9
Skyounge Aft Deck	10
Pilothouse Skyounge	10
Companionway	11
VIP Suite	11
VIP Head	12
Guest Cabin	12
Guest Head	13
Master Cabin	13
Master Head	14
Forward Deck	15
Aft Deck	15
Tender	15
Coach Roof Equipment	16
Lazarette	16

Engine Room	16
Electrical	17
Remarks	17
Exclusions	18
Исключения	18
Отказ от ответственности	18
ФОТОГРАФИИ	19
Salon Looking Forward	19
Salon to Port	19
Salon to Starboard	19
Salon Couch	19
Salon Looking Aft	19
Dining Area	19
Day Head	19
Starboard Side Steps to Skylounge	19
Galley to Port	20
Galley Forward	20
Galley to Starboard	20
Skylounge	20
Aft Skylounge Seating	20
Starboard Skylounge Bar	20
Skylounge Looking Aft	20
Helm Area	20
Helm	21
Helm Detail Port	21
Helm Detail Center	21
Helm Detail Starboard	21
Upper Aft Deck Seating	21
Upper Aft Deck	21

Upper Aft Deck Grill	21
Accommodation Companionway	21
Laundry Room	22
VIP Looking Forward	22
VIP Looking Aft	22
VIP Head	22
Guest Cabin	22
Guest Head	22
Master to Starboard	22
Master to Port	22
Master Looking Forward	23
Master Head	23
Master Head	23
Master Shower	23
Bow	23
Walk Around Side Deck	23
Aft Deck	23
Aft Deck	23
Aft Deck Seating	24
Lazarette Storage	24
Lazarette Head	24
Engine Room Looking Forward	24
Port Engine	24
Starboard Engine	24
Outboard Port Engine	24
Outboard Starboard Engine	24
Aft of Starboard Engine	25
Aft of Port Engine	25
Aft of Port Engine	25

Alternate Profile	25
Alternate Profile	25
Alternate Profile	25
Alternate Profile	25
Alternate Profile	25
Alternate Profile	26
Alternate Profile	26
Alternate Profile	26
Alternate Profile	26
Alternate Profile	26
Alternate Profile	26
Alternate Profile	26
Alternate Profile	26
КОНТАКТЫ	27
Контактная информация	27
Телефоны	27
Время работы	27
Адрес	27

ХАРАКТЕРИСТИКИ

Основная информация

Тип судна: Моторная яхта	Модельный год: 2005
Год постройки: 2004	Страна: United States
Верх: Hardtop	Открытая палуба мостика: Да

Размеры

Длина общая: 66' 0" (20.12m)	Ширина: 18' 11" (5.77m)
Мин. осадка: 5' 0" (1.52m)	Макс. осадка: 5' 3" (1.60m)

Скорость, вместимость и масса

Крейс. скорость: 24 Kts. (28 MPH)	Крейсерская скорость поворота: 2000 Kts.
Дальность на крейсерской скорости: 330	Макс. скорость: 30 Kts. (35 MPH)
Чистый вес: 50 Pounds	Макс. скорость поворота: 2300 Kts.
Вместимость сточного бака: 185 Gallons	Вместимость воды: 312 Gallons
	Объем топливного бака: 1400 Gallons

Размещение

Всего кают: 3	Всего коек: 3
Спальные места: 6	Всего ком. состава: 5

Корпус и палуба

Материал корпуса: Fiberglass

Материал палубы: Fiberglass

Комплектация корпуса: Semi Vee

Дизайнер корпуса: F Mulder

Дизайнер экстерьера: Neptunus

Дизайнер интерьера: IK Designs

Информация о двигателе

Двигатели: 2

Производитель: Caterpillar

Модель: C-30

Тип двигателя: Inboard

Тип топлива: Diesel

ПОДРОБНОЕ ОПИСАНИЕ

Vessel Walkthrough

LADY SANDRA may be entered from either the swim platform on a floating dock or any of four boarding gates on her main deck via the wide walk around side decks.

The swim platform holds her tender but allows easy boarding via curved portside steps to the spacious Aft Deck. The Salon is entered via a sliding door. The area is very spacious to the open plan layout including the Salon area, Dining area, Day Head and open Galley all the way forward.

Steps forward lead up the Skylounge or down to three cabins each with its own private Head. The VIP is forward and the Master is amidship separated by a Guest Cabin.

The single berth Crew Cabin is entered via the swim platform door. The cabin is just aft of the Engine Room.

The Skylounge gives all weather navigation and lounging plus a great outdoor area with wing stations.

Salon

The Salon is entered via the centerline stainless steel sliding door and appears very spacious due to the open deck plan and lack of a Galley bulkhead.

Immediately to port is the entertainment center as follows:

Denon In Command Series AVR x 3000 Network AV receiver Samsung Blue Ray player Direct TV HD TV tuner Direct TV tuner Sea Tel At Sea TV control panel

Above items are all built into a nicely laid fully out cabinet behind a smoked glass door but fully controlled by an iPad AV controller.

Above on a hinged mount is a 46" Samsung LED TV.

Next forward is a three cushion Ultra Suede sofa with built in cherry end tables and an Ultra Suede ottoman facing the center of the Salon.

To starboard is a built in end table followed by a four cushion Ultra Suede sofa with storage below. A small end table is forward and glass artwork lit from above is on the curved bulkhead for the Day Head.

A custom Ultra Suede and cherry table lies in front of the sofa.

Also in the Salon are upholstered panels above the two position Silhouette shades on the cabin side windows and soffit type AC delivery around the perimeter of the Salon with LED rope lighting above. Aft are sheer drapes which match the side window shades.

There are fourteen LED mini spots including four in an inset tray type ceiling over the coffee table.

The AC units have digital controls, most of the lights are on dimmers. There are also Bose mini five channel stereo speakers, a hidden subwoofer and a central vac outlet in this area.

The Dining Area is next forward to port and open to the Salon.

Dining Area

Next forward to port is a newly installed Dining Area. A curved seat for three is forward, three loose chairs are aft all set around a Quartz topped round table with a stainless steel pedestal. An attractive round nine LED light fixture is above the table. Two huge storage drawers slide out of the built in seating allows for access without pulling up the cushion.

Opposite the dinette to the starboard side are the curved carpeted steps to the Skylounge. Under the steps is a new Marvel Clear Ice icemaker followed by the main deck Day Head.

Day Head

The Day Head has a tile sole, a matching Quartz countertop, an above counter glass vessel sink, a black Head Hunter Royal Flush toilet, and a new light colored wall covering. The overhead is mirrored. Rope lights, an overhead LED spot and natural light from a shaded window provide plenty of lighting.

Galley

The Galley occupies the area most forward on the main deck. This unique layout on this size Neptunus allows for a wide open Salon/Galley preferred by most buyers.

The Galley proper is up one step and has vinyl tiles for comfort and safety. The Galley

is U shaped with a huge amount of counter space. Forward is a five panel windshield with upholstered mullions offers plenty of daylight.

Galley equipment includes:

Quartz countertops Double stainless steel under mount sink w/cover Fitted water faucet for drinking Insinkerator garbage disposal Stainless steel removable spray faucet Electrically operated TV cabinet w/14" Sharp Aquos HD LCD TV that hides from sight when not in use AEG 4 burner ceran top cook top w/stainless steel trim AEG Built in stainless steel trimmed oven Fisher/Paykel stainless steel drawer type dishwasher (2) Stainless steel Summit refrigerator drawers with digital temp (2) Stainless steel Summit freezer drawers with digital temp Cuisinart stainless steel microwave/convection behind a stained cherry cabinet (4) Stained cherry drawers (3) Drawers behind a cherry cabinet (7) Stained cherry cabinets (9) LED mini spots (2) Butcher block hinged large top loading storage corner cabinets Mounted Lavazza espresso maker Artistic glass divider between Galley & Dining

Skylounge Aft Deck

New faux teak over fiberglass deck Lewmar deck hatch to Aft Deck over ladder 7 Step removable ladder for coach roof access Wing controls to port w/start/stop, throttle controls & bow & stern thruster controls under a custom hinged cabinet (2) JL Audio stereo speakers (3) Aft Deck LED halogen lights (2) Halogen spotlights facing aft Large U shaped seating w/removable Sunbrella cushions, Stamoid cover & storage below Forward bar cabinet w/sink, (2) cabinets & Electro Chef electric BBQ grill, all w/covers

Pilothouse Skylounge

The Pilothouse and Skylounge are accessed via seven curved carpeted steps forward and to port, each with a step light. The deck of this area is freshly carpeted. The helm is on centerline and encompasses 80% of the yacht's beam on this deck. The helm literally bristles with equipment. Two black Ultra Leather Stidd helm chairs provide seating for the captain and mate. The windshield is a five panel windshield with small mullions as to not obstruct the view. Overhead are two deck hatches each with Ocean Air sliding screens and shades.

To starboard and aft are four stained cherry cabinets followed by a wet bar with an under mount stainless steel sink, GE stainless steel refrigerator, a Viking glass front wine cooler, bar storage and a Quartz countertop. Above in a Samsung 32" LED TV. Adjacent is a Direct TV receiver and a Samsung Blue Ray player, all controlled by an iPad AV controller.

Large opening side windows are covered with Hunter Douglas roll down shades.

Aft is an aluminum weather door to the aft Skylounge deck and an adjacent large window with shades. A raised L shaped Leather settee is to port to seat four with a Quartz table top with a stainless steel base. A large drawer access as storage below.

Also in this area are digital AC controls, four sets of Clarion of 2 stage speakers, seven overhead LED mini spots, two red night navigation lights.

Helm area equipment: Sea Star hydraulic steering w/tilt stainless steel wheel 5" Ritchie Power Damp compass (2) LCD CAT engine gauges (2) Cat backup engine controls Cat electronic single lever engine controls Vetus integrated bow & stern thruster controls (2) Cat key start engine panels Bennet trim tab controls 14" Northstar 8000i touch screen navigation panel w/control panel w/Sat weather, w/Simrad 12 kw high definition radar, overlays charts on Northstar Furuno 10' 4" Nav Net panel w/40" open array radar scanner Garmin 7215 chart plotter, new 2017 Furuno RD 30 digital depth Furuno GPS/Waas navigator GP 37 GPS (2) Furuno VHF's w/DSC Bilge pump monitor panel for 6 pumps, 3 w/digital recording readouts (3) Exaltro wipers w/controls (2) ACR URP 102 remote searchlight controls Furuno Nav Pilot autopilot w/handheld remote Fireboy system bypass switch Digital depth repeater to portside of helm JVC AM/FM/CD player/tuner Clarion VCZ 625 6 disc CD/DVD changer (3) BEP digital fuel tank monitor w/(2) timer switches for fuel transfer (3) Lockers under helm 12 Volt electronics panel under helm w/(30) breaker protected circuits & digital volt & amp meters (3) Windshield defoggers 12 Volt outlet at helm Pelco KBD 300A camera system for Aft Deck, Engine Room (both pan & tilt) plus propeller surveillance including (2) fold down 15" monitors

Companionway

The Companionway to the accommodations is to starboard opposite the Galley all the way forward on the main deck.

There are six steps to the first landing leading forward to the VIP, two more to the Guest Cabin to port and two more to the Master Cabin leading aft.

Two steps down from the top are two doors to the very efficiently designed Neptunus electrical panel. Just prior to entering the Master is the walk in Laundry Room, a separate new LG washer and dryer, two storage cabinets and bilge area.

Each of the ten steps has its own LED step light.

VIP Suite

All the way forward is the VIP Suite with a centerline queen size berth with LED rope lighting and two drawers beneath the berth. A mirrored panel set upon a stained cherry bulkhead with valance type AC delivery is above the berth. Countertops port and starboard at the level of the mattress serve as nightstands. Above each countertop is an opening stainless steel porthole covered by drapes. Also in this area are stereo speakers and LED rope lighting behind the valance.

Above this area on both the port and starboard side are seven stained cherry cabinets with a chrome goose neck reading light most forward.

Two steps in the hull side lead up to the berth on both the port and starboard side.

Aft to port is a double hanging locker with a cedar lining and auto light. Two drawers are below.

The aft bulkhead has two very large storage cabinets and a Samsung 32" HD LCD TV. With an adjacent Direct TV receiver, Samsung Blue Ray player, Clarion Pro Audio CD tuner and an iPad AV control system.

On the starboard side of the cabin the nightstand shelf continues further aft and has extra storage cabinet above. Next aft is a full size double door hanging locker with cedar lining and auto light. The companionway leading aft but still within the suite has six more deep storage cabinets at eye level, the entrance to the VIP Head and two additional access hatches to bilge storage.

Also in the VIP Suite is an overhead Bomar deck hatch with an Ocean Air sliding screen and shade, a central vac outlet, digital AC controls, eight overhead LED mini spots, a built in Vimar alarm clock and an access hatch to the bow thruster area.

VIP Head

The VIP Head is aft but within the suite. The bow front stained cherry vanity has two cabinet doors below and an Quartz countertop with an under mount china sink and a new faucet above. Four mirrored medicine cabinets are above the counter. The toilet is a Head Hunter Royal Flush full size model. The sole is Crema Marofil marble with black diamond inserts.

The stall shower has a clear tempered glass door, a light, exhaust fan and a handheld or wall mountable Grohe fixture.

Also in the Head are five LED mini spots, a mirrored overhead and valance type AC delivery.

Guest Cabin

The Guest Cabin is next aft to port. The double berth is on the forward bulkhead facing aft. An upholstered headboard sits on a large mirrored panel with three LED lights in the soffit above. A two drawer nightstand is outboard with a built in Vmar digital alarm clock.

Below the berth are three drawers facing outboard. Above the berth to both forward and outboard are eleven storage cabinets.

Next aft is a full size cedar lined auto lit hanging locker.

At the foot of the berth is a Samsung 28" HD LED TV and an adjacent Direct TV receiver, a Samsung Blue Ray player, a Clarion Pro Audio CD tuner, all controlled by an iPad AV control system.

Furthest aft is the entrance to the Guest Head.

Also in this cabin is a digital AC control, two stainless steel opening portholes with full drapes, LED rope lighting under the berth and behind the port hole valance, a central vacuum outlet and two Clarion stereo speakers.

Guest Head

The Guest Head is aft but within the suite. The bow front stained cherry vanity has two cabinet doors below and an Quartz countertop with an under mount china sink and a new faucet above. Two mirrored medicine cabinets are above the counter. The toilet is a Head Hunter Royal Flush full size model. The sole is Crema Marofil marble with black diamond inserts. There is an opening stainless steel porthole with a shade over the vanity.

The stall shower has a clear tempered glass door, a light, exhaust fan and a handheld or wall mountable Grohe fixture.

Also in the Head are five LED mini spots, a mirrored overhead and valance type AC delivery.

Master Cabin

Located amidship at the end of the Companionway in the widest part of the boat is the Master Suite. Entering from the arched stained cherry doorway the king size berth is aft and centerline. The upholstered headboard is mounted on a large mirrored panel flanked by two backlit stained cherry panels. Above the berth is a two level soffit with the upper level mirrored and having four LED mini spots, two of which are reading lights.

Each side of the berth are three drawer nightstands with light switches and Vimar alarm clock built in.

At the foot of the berth is a wall mounted 40" Samsung LED TV.

To port starting forward is a two person upholstered suede settee with storage below flanked by two stained cherry cabinets each with two drawers. Above are two stainless steel portholes covered by Duette shades. Next aft is a two door cedar lined auto lit hanging locker followed by a walk in closet with double hanging rods and a cabinet with three drawers, two cabinet doors, a shoe rack and a hidden safe. The entire closet is cedar lined, carpeted and is lit from above.

On the starboard side of the cabin is a stained cherry chest of nine storage drawers with a mirrored panel and two opening stainless steel portholes behind Duette shades. Further aft is yet another double door, cedar lined auto lit hanging locker. The forward top two drawers have been replaced by an entertainment cabinet with a Denon ARK#4000 Integrated Network AV receiver, Direct TV HD receiver, an Apple TV and a Samsung Blue Ray player. All the entertainment electronics are controlled by an iPad AV control system.

Next aft is the arched stained cherry entry door to the Master Head.

Also in this cabin are LED rope lights under the berth and in the port and starboard AC delivery valances, a carbon monoxide detector, nine dimmable LED mini spots, a deck hatch into the center bilge and a central vac outlet.

Master Head

The Master Head is huge and probably not properly described by the word "Head". The sole is Crema Marofil marble with diamond inserts to match the countertops. The vanity has three drawers, a cabinet and a swing out upholstered stool. Extending inboard the vanity has two double door bow front cabinets under each sink. The countertop is Quartz. The white china sinks are under mounted with new chrome faucets. The area above the sinks and much of the area to starboard is mirrored including two additional mirrored cabinet doors for storage.

The toilet is a Head Hunter Royal Flush model. The shower is huge and includes a seat, a handheld or wall mountable Grohe fixture, an exhaust fan and lights. The shower door is clear tempered glass and includes an even larger clear side light.

The overhead is mirrored throughout. There are eight LED mini spots, with ample outlets.

An opening stainless steel porthole is covered with a white shade.

Forward Deck

Fiberglass non skid decks Raised bulwarks w/stainless steel bow rails Bollard type cleats w/hawse holes Recessed Maxell 3500 windlass w/fresh water wash down & up/down deck switches under FRP hatch Stainless steel anchor chute Delta 80 lb anchor w/all chain rode 300' Spare Fortress FX-37 anchor in anchor locker Lewmar deck hatch to anchor locker (2) Double stainless steel fender holders Sunbrella sun cushions w/adjustable backrest & Stamoid cover & new folding Bimini top shade Built in deck box on portside house (10) Port/(10) Starboard LED mini deck lights Port & starboard side midship boarding gates w/door & rail breaks Starboard side Galley area entry door Textulene windshield cover for forward & side windshields Dual port & starboard bollard type springline cleats International navigation lights Frameless cabin side windows

Aft Deck

New faux teak decking over fiberglass Aft Deck built in seating for four to five w/new removable Sunbrella cushions & Stamoid cover Quartz table w/dual stainless steel pedestal & padded cover Vitrifrigio stainless steel Aft Deck refrigerator Stainless steel under mount sink w/hot & cold taps w/Quartz cover Portside storage cabinet w/Quartz countertop Trend stainless steel entry door (auto open if elected) Starboard side storage cabinet 8 teak tread stainless steel ladder to upper deck (5) LED aft deck lights Samsung 32" HD TV w/cover (2) Pylaster area storage cabinets Port & starboard Aft Deck boarding gates w/rail break (2) Bollard type Aft Deck cleats Starboard side stainless steel boarding gate from swim platform (4) Curved steps (w/ new faux teak) to swim platform on starboard side Integral new faux teak covered swim platform Watertight door to Crew & Engine Room Swim platform fresh water wash down Swim platform hot & cold shower (2) Stern cleats (2) Stainless steel hoop rails Port & starboard 50 amp 220 volt cable master lockers (2) Marineco cable TV/phone inlets (5) LED step lights Full beam hydraulic platform raises above deck level for heavy seas (5) Overhead halogen aft deck lights Aft facing CCTV camera (2) Overhead stereo speakers

Tender

430 DL 13' 4" Novurania RIB tender 50 hp Yamaha 4 stroke Standard Horizon depth meter Yamaha speed/fuel/tach gauges Battery shut off switch Standard Horizon VHF Nav lights Console steering Dolphins for Yamaha Stainless steel trim tabs Stainless steel bow rail Full cover Seating for 5 on seats w/removable cushions Aluminum tender

chocks

Coach Roof Equipment

Switlik 6 person canister life raft w/hydrostatic release (2) Lewmar deck hatches
Kahlenberg quad trumpet air horns (2) ACR searchlight (2) Stainless steel grab rails
Simrad 6 foot 12 kw radar antenna Furuno 3 foot radar antenna Sea Tel Sat TV dome
Sea Tel Sat dummy dome Sirius Sat radio antenna Fold down mast (3) GPS antennas (2)
Downward facing LED lights to light aft Skylounge deck

Lazarette

What was a single Cabin Crew Area is now a useful Utility Room.

Forward is a raised cabinet with two cabinet doors and a drawer. Two additional cabinets access the yacht's Gel Cell batteries in vented cabinets. Above is a Quartz countertop and four additional storage cabinets.

Aft is access to the rudder area and starboard cable master reel.

This area has deck hatches to access the bilge, a JVC AM/FM/CD stereo, speaker, digital AC controls and LED overhead lighting.

The hinged door centerline access the Engine Room.

To port is the Crew Head that has contains a vanity with two cabinet doors below an under mount stainless steel sink in an Quartz countertop, stainless faucet, a Raritan Atlantees electric head and a curtain shower with a wall mountable or handheld fixture and an exhaust fan.

Engine Room

Engine hours 1212 stbd 1279 port 6 Point oil Xchanger - mains, generators & transmissions Freshwater spigot w/hose Dual Racor 1000's for each engine w/vacuum gauge CAT mechanical engine gauges Firebox FE 241 fire system (2) Main engine coolant recovery bottles Cruise Air digital tempered water logic control box Village Marine Tech 600 GPD watermaker w/digital water gauging monitor & freshwater flush (pump & fresh auto water flush system are new) Sea Star hydraulic steering reservoir Walker fuel seps Aircep crankcase ventilation system 6 Step Marquipt Tide Ride ladder

w/cork steps Grafite shaft bonding brushes Fiberglass wrapped exhaust Central vacuum (2) Fantech 110V Engine Room blowers (4) AC fluorescent lights (4) DC LED lights (2) Generator coolant recovery bottles (2) 72,000 BTUI Cruiseair chillers 2.5 hp air compressor Windlass breaker in forward bilge (2) 30 Gallon Raritan hot water heaters in forward bilge (2) Grundfos 110 volt house water pumps in forward bilge Fuel tanks as follows: 540 gallons forward tank 430 gallons port tank 430 gallons stbd tank (2) Jabsco fuel transfer pumps Sea Star power steering 3" Main shafts replaced w/higher quality stainless steel ZF 2050A 2.029 to 1 transmission ratios Dripless shaft seals (6) Rule bilge pumps Sea Land macerator pump Stern thruster (2) New 36,000 BTU air conditioning chilled water chillers, new 5/16 New chilled water circulation pump, rebuilt mounting platform, raised for gravity draining rebuild chilled water manifolds, replaced all hoses 5/16 (total \$19,000.00) Sleipner Side Power 20 hp 24 volt bow thruster (2) 16,000 BTU Direct Expansion air conditioners in Skylounge Main propellers are 42 x 41.5 5 blade S & S Nibrals (5) Underwater lights, (3) at stern, (2) at propellers

Electrical

12/24 Volt DC electrical system 110/220 volt AC electrical system 27.5 KW Onan Genset in sound cover, approx. 1529 hours port 27.5 KW Onan Genset in sound cover, approx.. 1465 hours starboard (2) Blue Sea system battery cut off switch Newmar Pheonix 24 volt 3000 W inverter Victron Centaur 24 volt 100 amp house battery charger Victron Centaur 24 volt 30 amp engine battery charger Victron Centaur 14 volt 20 amp generator battery charger (2) Group 31 generator batteries Parallel for house & engine batteries Parallel for bow thruster operating Electric panel with: (23) Breaker protected 240 volt double pole circuits (48) Breaker protected 24 volt circuits (48) Breaker protected 120 volt circuits Digital DC volt & amp meter (2) AC digital volt meters (2) AC digital amp meters Digital frequency meters Generator start/stops for both generators Water tank gauge at electrical panel Waste tank gauge at electrical panel Bilge pump alarm at electrical panel Cruise Air digital control panel at electrical panel Village Marine Tech watermaker control panel at electrical panel (2) Odyssey PC 250 24 volt batteries dedicated bow thruster battery in bow area 24 Volt 30 amp Victron Centaur battery charger in bow area Battery switch for bow thruster (2) Galvanic isolators (2) 50 amp Glendinning shore cord retractors (stbd motor & cable new) (2) 15KVA 50 amp Iso Boost isolation transformers 12 volt battery w/50 amp charge dedicated for Flybridge electronics at main deck area forward of Galley Batteries as follows: Eng (2) 4D 165 Ah House (4) 8 D 235 Ah Gel Cell

Remarks

The 66 Neptunus Skylounge is a very spacious yacht benefitting by almost 19 feet of beam. She is certainly the big sister to the 62' Neptunus line and offers almost 50% more living area due to her extra length and beam. Surprisingly she still attains the mid

20 knot cruising speeds and 30+ knots top speed along with legendary Neptunus sea keeping abilities.

Purchased in 2012, her current owner set about a major transformation whereby the large Salon bar was removed and a proper Dining Area fitted. During the process the entire interior was refitted including all areas of all decks. IKD Design in Dania was the principal subcontractor. Over \$300K was spent turning what was once considered a dark interior into a very pleasing, bright, airy, much more modern yacht. Almost no space was left untouched. Exterior decks, new AC chillers, all new entertainment systems for all cabins all with their own iPad controllers.

Priced to sell LADY SANDRA is very seriously for sale!

Exclusions

While every effort was made to list all pertinent included equipment aboard LADY SANDRA, there are some personal belongings aboard. Prospective purchasers should assume any item not specifically mentioned herein will not convey at closing.

Исключения


При продаже яхты исключаются личные вещи владельца.

Отказ от ответственности


Компания предоставляет описание судна или яхты добросовестно, но не может гарантировать точность этой информации, а также не ручается за техническое состояние. Покупатель должен проинструктировать своих агентов или оценщиков исследовать представленную информацию более подробно, по собственному желанию. Продажа судна или яхты, изменение цены или снятие с продажи будет происходить без предварительного уведомления.

ФОТОГРАФИИ


Salon Looking Forward




Salon to Port




Salon to Starboard



Salon Couch




Salon Looking Aft



Dining Area



Day Head



Starboard Side Steps to Skylounge




Galley to Port



Galley Forward




Galley to Starboard



Skylounge




Aft Skylounge Seating



Starboard Skylounge Bar



Skylounge Looking Aft




Helm Area



Helm




Helm Detail Port



Helm Detail Center




Helm Detail Starboard



Upper Aft Deck Seating




Upper Aft Deck



Upper Aft Deck Grill




Accommodation Companionway



Laundry Room




VIP Looking Forward



VIP Looking Aft




VIP Head




Guest Cabin



Guest Head



Master to Starboard



Master to Port



Master Looking Forward



Master Head



Master Head



Master Shower



Bow



Walk Around Side Deck



Aft Deck




Aft Deck



Aft Deck Seating



Lazarette Storage




Lazarette Head




Engine Room Looking Forward




Port Engine




Starboard Engine




Outboard Port Engine



Outboard Starboard Engine




Aft of Starboard Engine




Aft of Port Engine




Aft of Port Engine




Alternate Profile




Alternate Profile




Alternate Profile



Alternate Profile



Alternate Profile



Alternate Profile



Alternate Profile




Alternate Profile



Alternate Profile




Alternate Profile



Alternate Profile



Alternate Profile



КОНТАКТЫ

Андрей Шестаков (Andrey Shestakov) – ведущий яхтенный брокер отдела продаж яхт и судов компании Shestakov Yacht Sales Inc. Официальный представитель Shestakov Yacht Sales Inc. для русскоговорящих клиентов в центральном офисе компании в Майами/Форт Лодердейл/Флорида/США.

Контактная информация

Email: **andrey@shestakovyachtsales.com**

Web: **shestakovyachtsales.com**

Телефоны

Краснодарский край: **+7(918)465-66-44**

США, Майами, Флорида: **+1(954)274-4435**

Время работы

Понедельник – Суббота: **9:00 - 21:00** EDT

Воскресенье: **Закрето**

Адрес



Harbour Towne Marina, 850 NE 3rd St, STE 213, Dania, FL 33004