

## COMPASS ROSE — HAMPTON YACHTS



**Builder:** [Hampton Yachts](#)

**Year Built:** 2017

**Model:** Motor Yacht

**Price:** PRICE ON APPLICATION

**Location:** United States

**LOA:** 65' 0" (19.81m)

**Beam:** 18' 8" (5.69m)

**Max Draft:** 5' 3" (1.60m)

**Cruise Speed:** 18 Kts. (21 MPH)

**Max Speed:** 23 Kts. (26 MPH)

Our experienced yacht broker, Andrey Shestakov, will help you choose and buy a yacht that best suits your needs **COMPASS ROSE — Hampton Yachts** from our catalogue. Presently, at **Shestakov Yacht Sales Inc.**, we have a wide variety of yachts available on our sale's list. We also work in close contact with all the big **yacht manufacturers** from all over the world.

If you would like to buy a yacht **COMPASS ROSE — Hampton Yachts** or would like help answering any questions concerning purchasing, selling or chartering a yacht, please call **+1(954)274-4435**

# TABLE OF CONTENTS

---

TABLE OF CONTENTS	2
SPECIFICATIONS	5
Overview	5
Basic Information	5
Dimensions	5
Speed, Capacities and Weight	5
Accommodations	6
Hull and Deck Information	6
Engine Information	6
DETAILED INFORMATION	7
Introduction and Vessel Walkthrough	7
Hull, Structure, and Deck	9
Aft Deck & Transom	9
Electrical System	9
Engine Room & Bilges	10
Salon	10
Galley	11
Galley Area	11
Master Stateroom and His & Her Heads	11
VIP Stateroom & Head	11
VIP/Guest Cabin Head	11
Mid Guest Stateroom	11
Crew Quarters	12
General Equipment & Other Features	12
Flybridge Helm	12
Aft Flybridge	13
Warranty	13
Extras	13

Exclusions	13
Exclusions	13
Disclaimer	13
PHOTOS	14
Aft Deck Dining	14
Aft Deck Stairs to Flybridge	14
Aft Deck Day Head	14
Salon Forward	14
Salon Aft	14
Galley	14
Breakfast Bar	14
Dining for Six	14
Companionway to Staterooms	15
Master Stateroom	15
Master Bath	15
Master Walk Through Shower	15
VIP Stateroom	15
Guest Bath	15
Guest Stateroom	15
Crew Quarters for 2	15
Flybridge	16
Flybridge Helm	16
Flybridge Settee	16
Foredeck Seating	16
Boat Deck	16
Boat Deck Grill, Sink & Refrig.	16
Boat Deck w/ Crane	16
Engine Room	16
Engine Room	17

---

Deck Plans	17
CONTACTS	18
Contact details	18
Telephones	18
Office hours	18
Address	18

---

# SPECIFICATIONS

---

## Overview

---

Better than new! Endurance 658 that is fully equipped and ready to cruise. CAT Concierge Service on upgraded CAT C-18s with 1150 hp each that yield a top speed of 23 knots. Sea Torque enclosed shafts enhance performance and sound suppression. Only 390 engine hours. Extended warranty until 2022.

## Basic Information

---

**Category:** Motor Yacht

**Model Year:** 2017

**Year Built:** 2017

**Country:** United States

## Dimensions

---

**LOA:** 65' 0" (19.81m)

**Beam:** 18' 8" (5.69m)

**Max Draft:** 5' 3" (1.60m)

## Speed, Capacities and Weight

---

**Cruise Speed:** 18 Kts. (21 MPH)

**Max Speed:** 23 Kts. (26 MPH)

**Displacement:** 110000 Pounds

**Gross Tonnage:** 55 Pounds

**Water Capacity:** 300 Gallons

**Holding Tank:** 150 Gallons

**Fuel Capacity:** 1850 Gallons

---

## Accommodations

---

**Total Cabins:** 4

**Total Heads:** 5

**Crew Cabin:** 1

**Crew Berths:** 2

**Crew Sleeps:** 2

**Crew Heads:** 1

---

## Hull and Deck Information

---

**Hull Material:** Fiberglass

---

## Engine Information

---

**Manufacturer:** Caterpillar

---

# DETAILED INFORMATION

---

## Introduction and Vessel Walkthrough

---

Better than new! Endurance 658 that is fully equipped and ready to cruise. CAT Concierge Service on upgraded CAT C-18s with 1150 hp each that yield a top speed of 23 knots. Sea Torque enclosed shafts enhance performance and sound suppression. Only 390 engine hours. Extended warranty on all systems until 2022. Three staterooms plus a separate crew quarters, 5 heads including a Day Head on the aft deck. Salon settee is a pull out queen sleeper. Preferred His and Hers head layout in the master stateroom, walk around king size master berth with HMC custom mattress. Stunning cherry interior with burl inlay, granite galley, cherry and holly floors throughout. Furuno electronics package upgrade; 3 TZ Touchscreen chart plotters, depth finder/data system anchor alert, Garmin AutoPilot, 2 Garmin VHF radios. Hydraulic bow and stern thrusters. Equipped with Yacht Controller for remote operation, in addition to 2 built in aft control stations. Solid fiberglass hull with Kevlar reinforcement and optional cruising keel with protected running gear. New bottom paint and PropSpeed Sept 2017. Teak aft deck and side decks. Fully enclosed fly bridge with HVAC. GOST security system. Samsung flat screen SmartTVs (8) with KVH TV6 Dome. Switlik Life Raft. Among today's long range cruisers that appeal to discerning sea-going couples and families, the Hampton Endurance has begun to break out of the pack as one of the leading LRCs that provide hearty seaworthiness combined with a level of luxury, fit and finish only found in yachts double their price and size. BoatTest.com says, "80 feet of yacht in a 65 foot hull with fit and finish like I've never seen." The Endurance by Hampton Yachts represents the culmination of 50 years of world class boat building experience. Hampton has combined traditional materials and craftsmanship with the latest technological advancements. On the Endurance, you will find Hampton's signature heirloom quality woodwork, rich natural materials and imported fabrics in a vessel fully loaded with the best electronics, entertainment and ship's systems. The Endurance is the perfect combination of tough, offshore capable construction combined with robust, redundant systems and luxurious living spaces. No other manufacturer builds a semi-custom yacht of this caliber. The Endurance's cutting edge hull was designed by renowned naval architect, Howard Apollonio and established a higher performance standard in a long range cruising yacht. Through the use of a split chine design, Apollonio created a unique hybrid hull with the stability characteristics of a semi-displacement hull and the efficiency of a planing hull. The Endurance has the flexibility to cruise fast (18 - 23 knots) or venture offshore at a slower pace for longer passages in comfort and confident peace of mind. The hull is hand laid fiberglass with woven Kevlar® reinforcement and a full length keel for directional stability and running gear protection. From the keel to the fly bridge, Hampton has thought of every detail critical to a long range cruiser whether it be cosmetic, or an integral part of the ship's systems. The brilliance of the layout starts on the swim platform, with teak steps both starboard and port for entry to the cockpit. One also has immediate access to (2) 80'

of 50 amp shore power cords starboard and port controlled by Glendinning cablemasters with a clever channel to allow the swim platform to be completely free of cables. There is a large transom door aft that allows one to enter and exit the crew cabin and engine room without having to enter the primary living areas of the vessel. Moving into the vessel's cockpit area one is immediately surrounded by the features that set Hampton Endurance apart. It starts with a beautiful oval cherry table with a compass rose inlay capable of seating six comfortably. Port side are very accessible teak stairs to the fly bridge that even your pets can navigate. Starboard side features an indispensable day head allowing guests the convenience of not having to enter the more private parts of the vessel. Under the cherry table, one will find a refrigerator ready to serve cold beverages to owners and guests alike. To complete this cockpit oasis is a drop down 27" Samsung flat screen smart TV. Upon entering the salon through a sturdy stainless sliding glass door, the richness of the Makore cherry interior illustrates Hampton's commitment to sophisticated aesthetics and quality. Hampton uses one tree throughout the entire boat in order to match the grain no matter the structural interruptions. A sectional leather couch with a pull out queen occupies two thirds of the salon. 2 matching UltraLeather barrel chairs with ottomans complete the ensemble. All seating is equipped with valuable under cushion storage. End and coffee table are beautiful cherry and burl wood. A 46" Samsung Smart TV is centrally located in a similar cherry/burl wood cabinet with a convenient TV lift capability. In the port aft corner there are convenient stairs that lead down to a well-equipped crew cabin, head and shower and, most importantly, safe interior access to the walk-around, stand up engine room with 6'6" of clearance. Forward of the salon is a well equipped kitchen for the most discriminating chefs. Amongst the cherry accents are granite countertops and flooring. Refrigeration needs are met by a side by side full size GE refrigerator. Cooking is taken care of by a 4 burner induction GE cooktop, full size GE convection microwave and a full size GE convection oven. Extra-large stainless steel sink with garbage disposal makes cooking and prep a pleasure. A breakfast bar with three stools completes the galley. Ahead of the galley is a perfectly positioned dinette than can easily accommodate 6 persons. When dining a 30" Samsung Smart TV is ideally positioned in a cabinet w/ lift kitty corner to the dinette. Whether alone or with guests, all diners have the luxury of a 360 water view. Across from the galley is a well-positioned stairway to the fly bridge and helm. Forward, the well positioned helm is a highly sophisticated array or state of the art navigational gear from 3 Furuno TZ chart plotters, Garmin Auto Pilot, 2 Garmin VHF's, Furuno Data unit, Radar, Sonar, Maxwell Anchor deployment, Wesmar digital stabilizer screen, CAT digital engine displays, Glendinning Electronic throttles, Wesmar hydraulic Bow & Stern thruster controls, Spotlight, Yacht Controller switch, Hydraulic trim tab switches and point by point hull alarm display. There are three air-conditioning zones, as well as the ability to raise 4 large glass flaps aft allowing the bridge to be semi-open under way or at anchor/slip. Immediately outside of the fly bridge on the rear bulkhead in addition to the all-important EPIRB, one will find an ice-maker/refrigerator, wet sink and BBQ grill. Behind this is a large open area perfect for chaise lounges to take in beautiful sunsets as well as kayaks and bicycles to explore the shallows and backroads of paradise. To the



stern of the fly bridge is a Steelhead 1000 crane. Forward of the galley, on the starboard side is a winding stairway to the sumptuously appointed lower quarters. At the bottom of the stairs is a beautifully inlaid marble compass rose. To your immediate right, behind subtly placed cherry doors are a full size GE washer and dryer. Ahead is the guest cabin that can be converted from twins into a full size bed. The guest cabin has its own HVAC, Fusion entertainment system, Samsung Smart flat screen and a full size hanging closet. Forward is a spacious VIP cabin with an island queen, hanging closet, HVAC, Fusion entertainment system, Samsung smart flat screen and access to a full size head with enclosed shower. There is a second door to the head for guest quarter access. Heading aft is the master stateroom. Upon entry, there is a centerline walk around king bed with a HMC custom mattress. On each side are his and her heads with a large shared shower in between. All floors, counters and shower interior have been finished with beautifully appointed Corian. To complete this luxurious master stateroom are 3 hanging closets and an abundance of drawers. A 40" Samsung Smart flat screen TV and a Fusion entertainment system with Polk audio rounds out the perfect space for an owner. All cabins have opening ports for fresh air, or enjoy the comfort of the robust AC system. As with all redundant systems on this boat, there is a built in back up for the HVAC system.

## Hull, Structure, and Deck

---

- Hand laid solid fiberglass hull molded in one piece Vinylester resin for first 5 layers of hull layup
- 2 Layers of Kevlar from chine to chine and 3 layers of Kevlar in the forward collision zone
- Hand-laid fiberglass deck, deckhouse, and fly bridge cored with high strength Divinycell foam
- Hull deck joint through-bolted ever 6" sealed w/ 3M 5200 sealant and glassed over with 3 layers of fiberglass
- Longitudinal and transverse stringer system
- Molded F.R.P. rub rails capped with solid stainless steel trim rails
- Molded non-skid F.R.P. decks
- Interior structural components all properly bonded to hull
- Prop protected keel
- Teak companionways, cockpit and fly bridge stairs

## Aft Deck & Transom

---

- Large hardwood cockpit table with compass rose inlay
- LED 27" TV in drop down secure cabinet
- Aft deck Day Head featuring Tecma head, Corian countertop and sink
- Storage Cabinet
- Port & Starboard engine and thruster control stations
- Stainless steel swim ladder
- LED Blue lighting throughout cockpit and companionways.
- (4) LED Blue underwater lights
- Hot/Cold shower unit
- Stainless Steel gates to swim deck

## Electrical System

---

- Complete AC/DC breaker/distribution panel back lit when opened
- Kohler 23 KW/60 HZ generator with sound shield
- Kohler 15.5 KW/60 HZ generator with sound shield

Inverter 4 KW with remote panel and built in 24 volt charger for house batteries • (2) Glendinning Cablemaster with 80' white power cords located stern port/starboard • (1) Forward shore power outlet • (1) Charles 50 Amp battery charger 24 volt • (1) 50 amp 24 volt to 12 volt converter • Battery selection switches • Shore Power selection switches • Navigation lights • (10) 115 Amp AGM marine batteries with boxes for house system • (4) 200 Amp AGM marine batteries with boxes for engine starting • (2) 115 Amp AGM marine batteries with boxes for generator starting • LED lighting throughout - 24V • 120V outlets throughout - GFI in selected areas • Bonded electrical system • Color coded and numbered wiring system

## Engine Room & Bilges

• Twin Caterpillar C-18 Diesel Engines @ 1150 hp each with CAT concierge service • Racor Dual 1000FG fuel filters for each engine, back ups are plumbed inline • Underwater exhaust system with bypass to transom • SeaTorque enclosed Drive Shaft system • "Sound Down" engine room insulation • Engine room bulkhead insulated with extra foam sound insulation • 11" engine room blowers • Aqua #22 H.S. stainless steel shafts and 5 blade precision 39" propellers • Fiberglass exhaust mufflers • F.R.P. water tank (300) gallons • F.R.P. Fuel tanks (Fuel Grade) 1850 GL in two tanks. Fill both tanks from port or starboard. • Stainless rudders and rudder posts with dripless seals • Parker fuel lines • Color coded water lines • Hydraulic Fluid lines • Pressured fresh water system - two Headhunter pumps (1) AC & (1) DC • Seacocks and sea strainers on engine raw water intake • Johnson automatic bilge pumps (3) each 4000 gph • (1) Whale Gusher hand bilge pump • "Sound Down" over prop tunnel glassed into tunnel • (1) 20 gallon stainless steel water heater • Hard rubber diamond plate floors • (150) Holding tank with (2) macerator pumps plumbed for deck side or overboard discharge • Emergency bilge pump off engine intakes • Engine room LED lights and blue LED rope lights under each engine • Engine shutdowns tied to fire system • Engine room fire extinguisher system • High water bilge alarm • Freshwater outlet • White PU painted bilge • Auto fire doors on air intakes

## Salon

• 46" LED Samsung Smart Flat screen television with lift • Bose surround sound system with DVD player • Fusion CD/Satellite sound system with speakers for cockpit, pilothouse and galley • Custom built port side L-shaped leather couch w/ queen pullout sleeper • Large hi-lo wood coffee table with burl inlay • (2) side tables with burl inlay • Two port side custom matching leather barrel chairs w/ matching ottomans and storage • Salon overhead decorative redwood burl ceiling treatment with accent lighting • Stainless steel aft sliding door with privacy curtain • Frameless windows throughout • Cherry cabinet for entertainment system and audio controls • Lighted glass china/liquor cabinet • Freezer • LED overhead lighting with dimmer control • Floors, Cherry & Holly wood

---

## Galley

---

• Granite countertops with large stainless steel sink • Granite floor • Large GE Stainless steel refrigerator with double doors and filtered ice and water on door • GE induction type electric cook top • GE Oven • GE Convection Microwave Oven • GE dishwasher • Single Lever faucet • Garbage disposal • Storage cabinets • Three bar stools at raised granite counter • Galley exhaust blower • Overhead variable intensity LED lights • GFI outlets • Custom sliding trash/recycle cabinet

---

## Galley Area

---

• Stainless steel aircraft style pilothouse doors at port and starboard • Frameless windows in pilothouse • Cherry and holly floors • Fusion Sound System • Interior stairway to bridge w/ stainless steel hatch • Large built in dining area that can seat 8 • Storage cabinets and drawers • 32" LED Samsung Smart flat screen TV on lift

---

## Master Stateroom and His & Her Heads

---

• Walk around custom innerspring/memory foam king size bed • Overhead decorative redwood burl ceiling treatment • Cherry and Holly floor • Built in 32" Samsung Smart flat screen TV • Fusion sound system • (3) Hanging Lockers • Bureau with leather upholstered seat • Extensive storage drawers • Overhead LED lighting with dimmer controls • (2) Large opening stainless steel portholes • Rope lighting • Garmin Anchor watch/depth meter • His & Hers head layout • Corian shower stall w/ Grohe fixtures • Tecma toilets • Corian countertops w/ Grohe fixtures • Corian floor • LED overhead lighting • GFI outlets • Exhaust Fan • Opening Stainless Steel Portholes

---

## VIP Stateroom & Head

---

• Island queen size berth • Cedar lined hanging locker • Built in 27" LED Samsung Smart TV • Fusion Sound System • LED overhead lighting dimmer controls • (2) Opening Stainless Steel portholes • Overhead skylight hatch with sliding screen and blackout shade • (6) Storage cabinets • Reading lights

---

## VIP/Guest Cabin Head

---

• F.R.P. Stall Shower • Tecma toilet • Grohe fixtures • Corian floors and countertops • LED overhead lighting • GFI outlets • Exhaust fan • (1) Opening Stainless steel porthole

---

## Mid Guest Stateroom

---

- Side by side twin bunks than can combine into a full berth
- Built 20" LED Samsung Smart TV
- Fusion Sound System
- Cedar lined hanging closets
- Under bed storage drawers
- LED overhead lighting with dimmer controls
- (2) Opening Stainless steel portholes
- Reading lights
- Book shelves

## Crew Quarters

---

- Beautifully finished crew stateroom
- 20" Samsung flat screen TV
- Fusion Sound System
- Galley with sink, microwave and freezer
- Dedicated full head
- Dedicated shower
- Engine room access
- Quarters can be accessed from internal salon stairway or transom door

## General Equipment & Other Features

---

- Wood stairs to staterooms, bridge and crew quarters
- Chilled-water reverse cycle air conditioning system with soft starts and 120K BTU 240 Volts with (2) 5 ton units
- Complete Wesmar Stabilizer system with three term electronic control, 9 sq.ft. fins
- Wesmar 25 HP Bow & Stern Thrusters
- Maxwell dual anchor windlass w/ 2 station hydraulic controls
- AFT port & starboard engine and thruster controls
- Hand Held Yacht Controller
- GOST Phantom security system
- 55 lb Stainless Steel Delta Anchor w 275' of anchor chain
- 56 lb Stainless Steel Ultra Anchor w 275' of anchor chain
- USB chargers located on wall units throughout the boat
- Full size GE Washer & GE Dryer
- (3) Video Cameras, 1 aft and 2 in engine room
- Central Vacuum System
- Hydraulic Trim Tabs
- Deck wash down (fresh & salt water) forward and aft
- Dockside water pressure connection
- #316L grade stainless steel for mooring cleats, chocks, anchor rollers handrails and stanchions
- TV, Phone and Water inputs
- Cruising Speed – 8 – 12 knots
- Top Speed 23 knots

## Flybridge Helm

---

- (3) Liebroc leatherette helm chairs (1) center chair motorized
- Power assisted steering with shaped wood and stainless steel wheel
- Glennding Engine Controls with redundant override controls
- (3) Furuno 14" TZ 2s
- Furuno 6KW UHD Radar
- Furuno F1-70 Data Organizer
- Nema 2000 Integration
- (2) Caterpillar digital control screens
- (2) Garmin 200 VHF radios
- (1) Garmin GHC 20 Autopilot System
- (1) Garmin AIS 600 Trans/Receiver
- (1) Wesmar Digital LED stabilizer control screen
- Total Yacht Alarm Board
- Engine Room Fire Suppression Controls
- Maxwell remote anchor controls
- (3) AC control units
- Fusion Sound System
- Drop Down 27" Samsung Smart TV
- L - Shaped Upholstered Couch w/ Custom Wood pedestal table
- Removable side flap windows
- Overhead LED lighting
- Overhead LED helm white and red (night vision) lighting
- (3) Windshield wiper stations
- Ladder cabinet containing stainless steel ladder to access hardtop

---

## Aft Flybridge

---

- Corian Countertop featuring refrigerator & Ice maker, Wet sink and BBQ • Steelhead 1000 davit/crane • Aft access to cockpit featuring teak stairs and sliding hatch. • Entire area secured with #316L Stainless steel railings • (2) Removable twisted wire cable aft to launch dinghy • Fresh or Salt water wash down • EPIRB • (6) person Switlick life raft clamshell case

---

## Warranty

---

- CAT Concierge service • Engine warranty until June 2018, extended warranty available
- Hull warranty until 2020 • Extended warranty on systems until June 2022

---

## Extras

---

- Yacht Controller • GOST security system • New bottom paint (2 Micron CSC coats) and prop speed Sept 2017

---

## Exclusions

---

- Personal articles and supplies • Table lamps • Print in the twin cabin and mirror in the landing • Brass clock and barometer (2) • Deck furniture • Tools • DirecTV receivers (4) • Name boards (port and starboard) • Tender

---

## Exclusions

---

Owner's personal belongings.

---

## Disclaimer

---

The Company offers the details of this vessel or yacht in good faith but cannot guarantee or warrant the accuracy of this information nor warrant the condition of the vessel. A buyer should instruct his representatives, agents, or his surveyors, to investigate such details as the buyer desires validated. This vessel or yacht is offered subject to prior sale, price change, or withdrawal without notice.


# PHOTOS

---


**Aft Deck Dining**




**Aft Deck Stairs to Flybridge**




**Aft Deck Day Head**



**Salon Forward**



**Salon Aft**




**Galley**



**Breakfast Bar**



**Dining for Six**



**Companionway to Staterooms**



**Master Stateroom**



**Master Bath**



**Master Walk Through Shower**



**VIP Stateroom**



**Guest Bath**



**Guest Stateroom**



**Crew Quarters for 2**



**Flybridge**



**Flybridge Helm**



**Flybridge Settee**



**Foredeck Seating**



**Boat Deck**



**Boat Deck Grill, Sink & Refrig.**



**Boat Deck w/ Crane**





**Engine Room**






### Engine Room



### Deck Plans



# CONTACTS

---

Andrey Shestakov, leading yacht broker of the sales department of Shestakov Yacht Sales Inc. Shestakov Yacht Sales Inc., the official representative of the Miami/Fort Lauderdale FL headquarters.

## Contact details

---

Email: **andrey@shestakovyachtsales.com**

Web: [shestakovyachtsales.com/en/](http://shestakovyachtsales.com/en/)

## Telephones

---

USA: **+1(954)274-4435**

## Office hours

---

Monday – Saturday: **9:00 - 21:00** EDT

Sunday: **closed**

## Address

---



Harbour Towne Marina, 850 NE 3rd St, STE 213, Dania, FL 33004