

AQUILA 44-58 — AQUILA



Судостроитель: [Aquila](#)

Длина общая: 44' 11" (13.69m)

Год постройки: 2017

Ширина: 21' 6" (6.55m)

Модель: Моторная яхта

Цена: ЦЕНА ЯХТЫ ПО ЗАПРОСУ

Местонахождение: United States

Купить **Aquila 44-58 — Aquila** а также выбрать подходящую вам яхту из нашего **каталога яхт** вам поможет опытный яхтенный брокер Андрей Шестаков. На сегодняшний день компания **Shestakov Yacht Sales Inc.** имеет большое количество яхт в **собственном списке продаж**, а также тесно сотрудничает со всеми крупными **яхтенными производителями** по всему миру.

Для того чтобы купить яхту **Aquila 44-58 — Aquila** а также проконсультироваться по любому вопросу связанному с покупкой, продажей, чартером яхт позвоните по телефону **+7(918)465-66-44**.

ОГЛАВЛЕНИЕ

ОГЛАВЛЕНИЕ	2
ХАРАКТЕРИСТИКИ	3
Обзор	3
Основная информация	3
Размеры	3
Скорость, вместимость и масса	3
Размещение	3
Корпус и палуба	3
Информация о двигателе	4
ПОДРОБНОЕ ОПИСАНИЕ	5
Description	5
Included Options	13
Disclaimer	16
Исключения	16
Отказ от ответственности	17
ФОТОГРАФИИ	18
Sister ship	18
Sister ship	18
Sister ship	18
Sister ship	18
Sister ship	18
КОНТАКТЫ	19
Контактная информация	19
Телефоны	19
Время работы	19
Адрес	19

ХАРАКТЕРИСТИКИ

Обзор

Preliminary Specs *Photos are of sister ship*

The Aquila 44 is a pure bred power catamaran with a fresh evolution of classic boating traditions. Efficiency in design and performance compliment her luxurious living. The Aquila 44 features 3 cabins, 3 heads, spacious salon and galley and extensive flybridge.

Основная информация

Тип судна: Моторная яхта

Модельный год: 2017

Год постройки: 2017

Страна: United States

Размеры

Длина общая: 44' 11" (13.69m)

Ширина: 21' 6" (6.55m)

Скорость, вместимость и масса

Вместимость воды: 180 Gallons

Вместимость сточного бака: 21
Gallons

Объем топливного бака: 290
Gallons

Размещение

Всего кают: 3

Всего ком. состава: 3

Корпус и палуба

Материал корпуса: Fiberglass

Информация о двигателе

Двигатели: 2

Производитель: Volvo Penta

Тип двигателя: Inboard

Тип топлива: Diesel

ПОДРОБНОЕ ОПИСАНИЕ

Description

COMING SOON!

EXTERIOR FEATURES

CONSTRUCTION

Resin infused hull and deck construction creating high strength and stiffness

Solid FRP lamination at hull centerlines including all through hulls

Vinylester resin with excellent corrosive and water resistant properties

NPG gelcoat with superior UV resistance

Resin infused bulkheads

All main FRP components resin infused construction including bulkheads

Bow crash box in each hull

Bulbous bows separately molded and attached to each bow to improve fuel efficiency, speed, and stability

Hull stern extensions separately molded and attached for safety

Windows in hull and deck high quality tempered shatter proof glass meeting ISO standards Custom built salon and flybridge support structure using composite structure

HULL AND DECK FEATURES

Opening deck hatches (8) (carefully positioned to enhance ventilation in cabins)

Opening ports in hull windows for heads (3)

Opening port in forward salon windows (4)

Opening ports in hull windows for office area starboard (1)

Custom built PVC rubrail with 316 stainless steel insert offering all round protection

Solid custom deck railing in 316 stainless steel

2x comfortable and protected bow seats integrated into deck railing

8x mooring cleats in solid 316 polished stainless steel thru bolted

Deck fill plates in 316 stainless steel - 2x water - 3x fuel - 3x waste

Bow roller for secondary anchor - 316 stainless steel

Anchor locker with 1500 watt windlass; handheld remote control with custom chain lock Well placed ergonomic handrails in 316 stainless steel ensuring secure movement onboard Forward access steps from flybridge to bow with 316 polished stainless steel support structure Ergonomic transom steps for easy boarding and comfortable lounging off stern

LED navigation lights - port, starboard, stern, anchor & running light

Engine ventilation intakes with FRP cowling and cover

Swim ladder - 316 stainless steel

Large starboard bow locker - Waterproof and easy lift gas hinge for fender storage Dedicated port bow locker - Waterproof and easy lift gas hinge for fresh water system and optional watermaker

Self draining storage locker in aft cockpit floor

Aft cockpit, flybridge and side decks all self draining

Aft cockpit bar area with 2x 316 stainless steel bar stools

Engine access lockers with easy lift gas hinge allowing easy access to engine room

Aft cockpit with expansive hinging window and door opening to galley

Aft cockpit seating with U-Shaped settee with integrated cup holders, coolerbox and table

(converts into sun bathing area)

Integrated aft side boarding step in hull with 316 stainless steel handrail

Large spacious foredeck for sunbathing LED down lighting in aft cockpit

FLYBRIDGE

Radar arch across flybridge

Access to flybridge from aft stairway and forward bow steps

Main access from aft cockpit via integrated molded steps

Ergonomic positioned handrail for safe access from aft cockpit

Forward flybridge access via center forward bow steps

Ergonomic positioned handrail for safe access via forward stairway

Flybridge guardrails with acrylic wind protection inserts

Electronic engine double lever throttle and gearshift control

Variable position steering wheel

Hydraulic Steering

Helm station console in dark grey non glare UV protect finish

Compass at helm station

Entertainment system remote control located next to helm

Marine waterproof speakers located in hardtop (Hard top optional)

Dark acrylic windscreen with 316 stainless steel handrail support to deflect wind and glare
Spacious comfortable helm seat for 3 people with upholstered seat and backrest
Comfortable port side seating adjacent to helm station

Flybridge table with fold down extensions comfortably seating six people

Upholstered flybridge cushions with backrest

Wet bar behind helm station incorporating corian work surface, sink with hot and cold faucet
Integrated hinged fiberglass cover for wet bar area

Ice maker, Fridge drawer, BBQ (Electric)

Dedicated life raft storage locker under aft seat with easy launch

Lifejacket and safety gear storage under flybridge seats

7x cup holders located in various areas around flybridge

ENGINE ROOM

Underwater engine exhaust to reduce engine emission noise

Automatic fire suppression heat activated system with alarm monitors at helm station
Electronic start/stop switches at helm station with E key protection

Engine room insulation - 50 mm flame retardant polyurethane foam covered with metalized polyester film

316 stainless steel engine support frame

Engine room lighting

Automatic electric bilge pump in each engine room w/ warning light at helm and nav. station Excellent all round engine and systems access for ease of maintenance

2x hydraulic steering cylinders

ENGINE CONTROL

Electronic engine double lever throttle and gearshift control

Volvo electronic vessel control (EVC) 6" display at helm station

Electronic start/stop switches at helm station with E key protection

UNDERWATER GEAR

Engine V Drive transmission for compact efficiency

Propeller tunnels for reduced draft and maximum efficiency

20 inch/500mm 4 blade bronze propeller

Propeller shaft - 1.38 inch/35mm machined stainless steel

Rudders and tiller arm in 316 stainless steel with FRP tube

Shut off valves on all salt water intakes in engine rooms

Sea water strainers with transparent lid

Watertight self-aligning dripless shaft seal with 316 stainless housing and self-aligning teflon bearing

Extended bronze P bracket for maximum propeller protection Sacrificial skeg forward of drive train

TECHNICAL FEATURES

Bilge pump warning lights at helm & nav station

Instrument panels

Steering, hydraulic Steering, tilt wheel

Steering wheel

INTERIOR FEATURES

SALON

Excellent all round visibility from salon seating

Shatter-proof windows with external overhangs offers excellent visibility and reduced sunlight Tempered glass, hinged door, and window access to cockpit offers excellent ventilation and through flow

Opening port lights in forward salon windows provide excellent ventilation (4)

(Not available with inside steering option)

Custom blinds fitted on salon windows

Overhead LED ceiling lights, LED mood lighting and LED courtesy lighting

1x reading lamp

Panel ceilings with decorative wood trim and LED accent lighting

Cabinets and counter top on starboard side

(if inside steering option is selected, cabinet size is reduced)

Settee seating U-shape around salon table seats 6

Salon table

Large shelves behind settees

Upholstered cushions

Bar for storage of bottles and glasses

Surround sound entertainment system

Salon converts into 1x comfortable single bed

Vertical 316 stainless steel handrail in salon

Synthetic wear resistant flooring offering maintenance free natural wood look

GALLEY

Microwave - 120V or 220V (Inverter option as power source required)

Refrigerator / Freezer 2 drawer front access offering easy access and efficient packing

Double stainless-steel sink with corian worktop cover

and single lever variable temperature faucet

Storage cupboards & drawers offering ample storage for all galley accessories

Deep dish drying rack with corian worktop cover

Durable stain-resistant corian countertop

Ample storage lockers on starboard side under corian worktop surface perfect for serving area Slide out garbage bin under sink

Dedicated blender & coffee maker area

Overhead LED ceiling lights as well as mood lighting

LED Courtesy floor lighting

Synthetic wear resistant flooring offering maintenance free natural wood look

STATEROOMS

Large windows offering excellent view

Dedicated hanging lockers

Ample storage lockers

6 Custom blinds fitted on cabin hull windows

Concealed shade blind and insect screen on opening deck hatch where installed

Overhead LED ceiling lighting and floor courtesy lighting

Overhead LED reading lights

Island style beds in all staterooms

Large desk area with ample storage located in forward master cabin on starboard side
Ample storage lockers under beds

Memory foam mattresses

Synthetic wear resistant flooring offering maintenance free natural wood look

Cabin door offering quiet and privacy

Cabin Mattress Sizes: Forward Master: 71"W x 79"L (180cm x 200cm)

Aft Stbd & Port: 59"W x 79"L (150cm x 200cm)

HEADS AND SEPARATE SHOWER STALLS

Quiet electric fresh water flush toilet with large bowl and push button control

Private door leading into cabin

Opening deck hatch offering ample ventilation

Opening port light in large window

Stylish round wash basin with single lever variable temperature faucet

Corian countertop surrounding wash basin

Custom wood blinds

Vanity lockers with mirrors

Synthetic wear resistant flooring offering maintenance free natural wood look

Separate shower stall with seat and flexible shower faucet

Acrylic door separating shower from the rest of the bathroom

Automatic shower & sink drain via dedicated sealed sump box

Overhead LED lighting

Toilet roll holder located in sink locker

NAVIGATION AREA

AC/DC electrical panel with circuit breakers and transfer switches for all electrical systems - Inc ample spare breakers

Dedicated service panel for optional generator, desalinator and inverter control panels
Dedicated electronics display panel offering easy access and visibility to electronic systems inc optional VHF radio

Multi-zone entertainment system master unit offering multi-zone control with dedicated iPod/iPhone app connection

Electronic panel displaying navigation lights and bilge pump warning lights and manual switches

Light switch panel controlling all salon, galley and aft cockpit lighting

Remote battery switches for all batteries at service panel

WATER SYSTEM

Fresh water pressure pump with accumulator tank offering equal water pressure throughout Backup fresh water pump

2x 16 Gal/60L hot water cylinders powered by engine heat exchangers and AC power

2x 103 Gal/390 L connected water tanks

Cockpit shower, hot and cold water

Water Tank Level Gauges located on service panel

WASTE SYSTEM

Grey water from showers and sinks collected in 3 x sealed sump box's and automatically discharged overboard

3x 21Gal/80L black water holding tanks discharged via deck pump out or gravity drain

Black water tank level gauges located at service station panel

ELECTRICAL

House batteries 4x 200 Amp/Hour AGM technology in dedicated battery locker

Dedicated engine batteries 2x 200 Amp/Hour AGM technology

AC power supplied by 2x 50 Amp 125/250V shore power cables

Dedicated circuit breaker switches for all high load components

Galvanic isolator protector system

Shore side electrical system

FUEL SYSTEM

Diesel fuel system with racor water separation filters

Dedicated fuel tank 145 Gal/550L for each engine

Fuel filters

Aluminum fuel tanks with safety shut off valves and level monitors at helm station

SAFETY

2x tempered glass escape hatches located under cabin stairs with emergency escape hammer Automatic fire suppression heat activated system with alarm monitors at helm station

2x automatic engine room fire extinguishers

Emergency hammers

Emergency steering position with custom emergency tiller in 316 stainless steel

Dedicated bow crash boxes in each hull

Dedicated aft hull extensions double as crash boxes for each hull

All deck hatches fitted with latches and water proof

Included Options

LAYOUT AND FINISH

- 3 CABINS, 3 HEADS, 2 x 225 HP VOLVO D4
- PREMIUM FINISH PACKAGE
- 110V SHORE POWER
- 220V SHORE POWER
- LIGHT INTERIOR

ENGINE AND STEERING

- 2 X 260 HP VOLVO D4
- 2 X 300 HP VOLVO D4
- UPGRADE ENGINE MFD FROM 4" to 7"
- INSIDE STEERING

- SPARE PROPS WITH STORAGE BRACKETS X 2 IN ENGINE ROOM
- BOW THRUSTER X 1 - STBD HULL - 8.0HP - 6.0KW
- ROPE CUTTERS X 2
- RESERVE FUEL TANK (360 L / 95 GAL) WITH TRANSFER PUMP TO ALLOW TRANSFER TO PRIMARY PORT OR STBD FUEL TANK

UPHOLSTERY

- FITTED CARPET IN SALON
- FITTED CARPET IN THE CABINS

DECK GEAR

- FLYBRIDGE ELECTRICAL BBQ WITH POLISHED STAINLESS STEEL REFLECTOR PLATE
- FLYBRIDGE REFRIGERATOR 36 LITER
- FLYBRIDGE HELMSTATION CANVAS COVER
- BIMINI CANVAS ON FLYBRIDGE WITH LIGHTS
- HARD TOP WITH SS SUPPORTS ON FLYBRIDGE WITH LIGHTS
- CHOOSE FULL CANVAS AND LEXAN ENCLOSURE FOR FLYBRIDGE (Silver, Black, or Navy Blue Color Option - Color choice must be specified by buyer)
- CANVAS AND LEXAN WINDSHIELD FOR HELM STATION (Not Fully Enclosed) (Black Color Option)
- DINGHY DAVIT ELECTRICAL CRANE (12v) WITH DINGHY SUPPORTS (Max Load 350kg)
- FOLDING CARBON GANGPLANK 8.5 FT WITH COVER & 2 SOCKETS
- FLYBRIDGE AND AFT COCKPIT IN COMPOSITE TEAK (excl. side decks and foredeck)
- ICE MAKER ON FLYBRIDGE
- WIRELESS REMOTE FOR WINDLASS

ELECTRICAL

- INDUCTION 2 BURNER ELECTRICAL COOKTOP 220 VOLT IN PLACE OF GAS COOKER (Generator option required)
- INVERTER/CHARGER 12/230V 5000/220VA
- INVERTER/CHARGER 12/110V 5000 200VA
- FISHER PANDA 11.4KW/110V GENERATOR WITH SOUND ENCLOSURE, REMOTE CONTROL, & FUEL TRANSFER PUMP FROM PRIMARY TANK TO STBD
PRIMARY FUEL TANK
- FISHER PANDA 10.2KW/220V GENERATOR WITH SOUND ENCLOSURE, REMOTE CONTROL, & FUEL TRANSFER PUMP FROM PORT PRIMARY TANK TO STBD
PRIMARY FUEL TANK
- DECK COURTESY LIGHTS, TRANSOM, COCKPIT AND FLYBRIDGE
- SHORE POWER CABLE MASTER STOWAGE SYSTEM (2 systems)

WATER CIRCUIT

- WATERMAKER 16.5 G/H SPECTRA NEWPORT400 Mk2 12 VOLT WITH Z-ION PROTECTION SYSTEM
- DOCKSIDE WATER CONNECTION
- ADDITIONAL WATER TANK STORAGE, 1 x 170 Liter / 45 Gallons
- DECK WASH DOWN PUMP (Sea or fresh water, must be specified)

INTERIOR

- FULL LENGTH MIRRORS IN CABINS
- FANS IN CABINS (4 fans-3 Cabin Version)
- CHILLED WATER AIR CONDITIONING - 40000 BTU CHILLER and 48000 AIR HANDLER
- FLYBRIDGE AIR CONDITIONING - INCREASED CHILLER SIZE - 55,000 BTU, TOTAL AIR HANDLER 64,000 (System Only Designed To Blow Cool Air On Driver Station With Separate Outlet Facing Aft, Note - Please Discuss With Sales Agent The Parameters Of This Due To Vast Expanse Of Flybridge And Non Insulated Enclosure)
- ELECTRIC WINE CELLAR IN SALON - 23 BOTTLES (Cannot be ordered with additional fridge/freezer option or with inside steering option)
- ADDITIONAL FRIDGE/FREEZER IN SALON - 65 LITER (Cannot be ordered with wine cellar option or with inside steering option)
- CORDLESS DYSON V6 MOTERHEAD VACUUM WITH OUTLET AND MOUNT
- FILL IN CUSHION FOR SALON TABLE (FOR STANDARD TABLE THAT CONVERTS TO BERTH)
- SAFE BOX
- WASHER/DRYER SINGLE COMBO UNIT (Installed in forward master cabin)

AUDIO VIDEO - ELECTRONICS

- RAYMARINE 1 X CAM200 CAMERA MOUNTED ON AFT OF FLYBRIDGE FOR DOCKING (Screen capability required)
- RAYMARINE AIS 650 SYSTEM WITH ANTENNA COUPLING
- RAYMARINE RADOME RD418HD COLOR SCANNER 4KW 18 INCH
- RAYMARINE EVOLUTION AUTOPILOT WITH P70 ROTARY DISPLAY (Hydraulic)
- RAYMARINE AUTOPILOT WIRELESS REMOTE
- RAYMARINE I70 MULTIFUNCTION DISPLAY (Speed, depth etc.)
- RAYMARINE ES127 CHARTPLOTTER ON FLYBRIDGE PLUS SEATALK
- BACKBONE CABLE KIT
- RAYMARINE ES127 SECOND DISPLAY IN SALON/HELMSTATION DEPENDANT ON LAYOUT OPTION
- RAYMARINE 60 VHF WITH RAYMICROPHONE REMOTE STATION FOR FLYBRIDGE AND ANTENNAE

- PREFITTING FOR ROTATING ELECTRIC TELESCOPING TV FURNITURE IN SALON
- TV FOR SALON 40" (Prefitting option required)
- TV FOR AFT CABINS 24" EACH (Prefitting option required)
- TV FOR FORWARD MASTER CABIN 40"
- PREFITTING FOR ONLY MASTER CABIN TV
- PREFITTING FOR TVs WITH SUPPORT IN ALL CABINS
- RADIO/CD/DVD PLAYER MP3 + 2 LOUDSPEAKERS IN MASTER CABIN
- RADIO/CD/DVD PLAYER MP3 + 2 LOUDSPEAKERS IN ALL CABINS
- SPOT LIGHT WITH REMOTE
- SOLAR PANELS (2 X 55W)(Hard top option required)
- INTELLIAN i4 - 18' SATELLITE TV ANTENNAE W/ MOUNT & 1 RECEIVER - NORTH AMERICA
- TV CABLE SHORE SIDE CONNECTION
- UNDERWATER LIGHTING AFT x 2 BLUE AFT

LAUNCHING

- ANTIFOULING PAINT (BLACK)
- ANCHORS, 55 LBS DELTA, 45 LBS DANFORTH, 160 FT 3/8 INCH CHAIN, 200 FT 3/4 INCH RODE, SHACKLES, BRIDLE, CHAIN STOPPER
- LIFERAFT 8 PAX (GL Certified)
- MOORING KIT: 6 FENDERS + 6 MOORINGS ROPES

DELIVERY

- SHIPPING CRADLE PLUS TRANSPORT TO SHANGHAI
- SHRINK WRAPPING WITHOUT RADAR ARCH AND HARD TOP RAISED
- SHRINK WRAPPING WITH RADAR ARCH AND HARD TOP RAISED
- SHIP DELIVERY (To be confirmed by the dealer)
- LAUNCHING AND PREPPING (To be confirmed by the dealer)

Disclaimer

The Company offers the details of this vessel in good faith but cannot guarantee or warrant the accuracy of this information nor warrant the condition of the vessel. A buyer should instruct his agents, or his surveyors, to investigate such details as the buyer desires validated. This vessel is offered subject to prior sale, price change, or withdrawal without notice.

Исключения


При продаже яхты исключаются личные вещи владельца.

Отказ от ответственности

Компания предоставляет описание судна или яхты добросовестно, но не может гарантировать точность этой информации, а также не ручается за техническое состояние. Покупатель должен проинструктировать своих агентов или оценщиков исследовать представленную информацию более подробно, по собственному желанию. Продажа судна или яхты, изменение цены или снятие с продажи будет происходить без предварительного уведомления.

ФОТОГРАФИИ


Sister ship




Sister ship




Sister ship



Sister ship



Sister ship



КОНТАКТЫ

Андрей Шестаков (Andrey Shestakov) – ведущий яхтенный брокер отдела продаж яхт и судов компании Shestakov Yacht Sales Inc. Официальный представитель Shestakov Yacht Sales Inc. для русскоговорящих клиентов в центральном офисе компании в Майами/Форт Лодердейл/Флорида/США.

Контактная информация

Email: **andrey@shestakovyachtsales.com**

Web: **shestakovyachtsales.com**

Телефоны

Краснодарский край: **+7(918)465-66-44**

США, Майами, Флорида: **+1(954)274-4435**

Время работы

Понедельник – Суббота: **9:00 - 21:00** EDT

Воскресенье: **Закрыто**

Адрес



Harbour Towne Marina, 850 NE 3rd St, STE 213, Dania, FL 33004