

MY THERAPY — MARINE TRADER



Builder: MARINE TRADER

Year Built: 1990

Model: Motor Yacht

Price: PRICE ON APPLICATION

Location: United States

LOA: 34' 0" (10.36m)

Beam: 11' 9" (3.58m)

Min Draft: 3' 6" (1.07m)

Cruise Speed: 8 Kts. (9 MPH)

Max Speed: 14 Kts. (16 MPH)

Our experienced yacht broker, Andrey Shestakov, will help you choose and buy a yacht that best suits your needs **MY Therapy — MARINE TRADER** from **our catalogue**. Presently, at **Shestakov Yacht Sales Inc.**, we have a wide variety of yachts available on **our sale's list**. We also work in close contact with all the big **yacht manufacturers** from all over the world.

If you would like to buy a yacht **MY Therapy — MARINE TRADER** or would like help answering any questions concerning purchasing, selling or chartering a yacht, please call **+1(954)274-4435**

TABLE OF CONTENTS

TABLE OF CONTENTS	2
SPECIFICATIONS	5
Overview	5
Basic Information	6
Dimensions	6
Speed, Capacities and Weight	6
Accommodations	6
Hull and Deck Information	6
Engine Information	7
DETAILED INFORMATION	8
1990 Marine Trader Accomodations	8
GUEST STATEROOM	8
1990 Marine Trader Heads	8
1990 Marine Trader Galley	9
1990 Marine Trader Helm	9
1990 Marine Trader Bridge Bridge (Fully enclosed)	9
1990 Marine Trader Exterior Tour	10
1990 Marine Trader Electrical	10
1990 Marine Trader Engine Room	11
1990 Marine Trader Disclaimer	11
Exclusions	11
Disclaimer	12
PHOTOS	13
102 Stbd Side Fwd	13
103 Port Side Aft	13
104 Bow	13
105 Helm	13
106 Aft Deck	13

107 Port Deck	13
108 Stbd Deck	13
201 Dinette	14
202 Aft Stbd Corner Salon	14
203 Salon Looking Aft	14
204 Lower Helm	14
205 Dividing Wall Salon to Galley	14
206 Galley	14
207 Oven	14
208 Stove Top	14
209 Salon Fwd	15
210 Settee and Galley (Port).	15
211 Mstr Stbd	15
212 Mstr Stbd Aft	15
213 Mstr Port Aft	15
214 Mstr Port	15
215 Mstr Aft Stairs	15
216 Mstr Hanging Locker	15
217 Mstr Aft	16
218 Mstr Vanity	16
219 Mstr Head	16
220 V Berth	16
221 V Berth Stbd	16
222 V Berth Port	16
223 V Berth Cabinet	16
224 Guest Shower	16
225 Guest Head	17
226 Guest Pullout Sink	17
301 Battery Monitor	17

302 AC Unit.	17
303 Lower Helm Station	17
304 Lower Helm Panel	17
305 Engine	17
306 Elect Panel	17
307 Engine Hours 4402	18
308 Gen Name Plate	18
309 Heart Charger	18
310 Racors Guage	18
CONTACTS	19
Contact details	19
Telephones	19
Office hours	19
Address	19

SPECIFICATIONS

Overview

This Marine Trader 34 has a classic two-cabin layout. The main salon is bright and airy with a full size door access to starboard at the main helm. Entering the cabin via the teak sliding door, the helm station is forward to starboard. Electronics are mounted on the counter just above the hydraulic steering station as well as along an overhead panel that spans the width of the salon.

To port is a full function galley with a four burner gas range with oven, a stainless steel sink with hot/cold pressure water and a large under-cabinet 12V refrigerator. High quality teak joinery abounds, accented by custom teak door carvings. Just aft of the helm and galley is a large salon area that spans the width of the yacht. A bench style settee is to port and an L-shaped settee is to starboard. A removable adjustable height table can be lowered to cocktail height or be raised to dining height. Flooring is teak parquet. The floor has three access panels that can be removed for engine access.

Marine Traders are famous for using every available nook and cranny for storage and the 34 Classic is no exception. There is a huge amount of natural light coming through the large windows on all sides of the salon providing panoramic views. Forward, down a few steps, is the guest cabin with ensuite head. The V-berth is large and can easily accommodate two adults. Again, there is an abundance of furniture grade teak everywhere you look. Storage is below the bunks. There are two chromed bronze opening portlights as well as a huge overhead opening hatch for excellent ventilation while at anchor. The ensuite head has a stainless steel sink with hot/cold pressurized water, a shower hose, an opening portlight, and a manual marine head. There is less teak in the head to facilitate a sanitary environment.

Aft of the main salon, again down a few steps, is the spacious owner's cabin. There are two large berths both port and starboard. The port berth is for one person. The starboard berth sleeps two people. Everywhere you look there are drawers, cabinets, nooks, and crannies for storage. There are big opening windows on both port and starboard, excellent headroom and a private hatch aft for access to the stern.

Basic Information

Category: Motor Yacht

Sub Category: Double Cabin

Model Year: 1990

Year Built: 1990

Country: United States

Vessel Top: Bimini Top

Dimensions

LOA: 34' 0" (10.36m)

Beam: 11' 9" (3.58m)

Min Draft: 3' 6" (1.07m)

Speed, Capacities and Weight

Cruise Speed: 8 Kts. (9 MPH)

Max Speed: 14 Kts. (16 MPH)

Displacement: 17000 Pounds

Water Capacity: 150 Gallons

Fuel Capacity: 300 Gallons

Accommodations

Total Cabins: 2

Total Berths: 4

Total Heads: 2

Hull and Deck Information

Hull Material: Fiberglass

Hull Configuration: Modified V-Hull

Engine Information

Engines: 1

Manufacturer: Cummings

Model: Cummins

Engine Type: Inboard

Fuel Type: Diesel

DETAILED INFORMATION

1990 Marine Trader Accomodations

MASTER STATEROOM The owners' cabin on the Marine Trader 34 is a treat. Large, bright, well ventilated and thoughtfully laid out, this space makes for a comforting retreat at the end of the day. Two oversized berths are mirrored to port and starboard. There is storage EVERYWHERE you look. The cabin is down a few steps from the main salon and has its own exit via a companionway hatch aft. There are bookshelves, drawers, and cabinets wherever the designers could find room. There are large vertical sliding windows on both sides of the stateroom. Twin oversized berths both port (single) and starboard (double). Aft companionway hatch and sliding side windows allow for excellent ventilation Abundant storage with drawers, shelves and cabinets .

GUEST STATEROOM

The guest stateroom is forward with a v-berth and private head,there is also a hanging locker to starboard. The overhead hatch offers additional light and airflo entire interior is appointed with a beautiful teak parquet sole and trim.

1990 Marine Trader Heads

Two heads, one forward ensuite in the guest cabin, the other aft ensuite in the owner's stateroom, are both large and comfortable. Both have chromed bronze opening portlights, recently serviced/refurbished manual marine heads, stainless steel sinks, hot/cold running water, and space for showering. Wall surfaces are a combination of white (easy to clean) Formica with teak accents. Doors to both heads are intricately custom carved with Asian style floral designs.

Jabsco PAR 12V Manual Water Pumps (Rebuilt 2017)

12V Macerator Pump

PAR Manual Toilets

40 gallon holding tankage

Stainless Steel Sinks

Shower Facilities

Opening Portlights

Natural Lighting

1990 Marine Trader Galley

Simple and easy to use galley has a full sized four-burner gas cooktop with gas oven. Counter top is Formica with a recessed stainless steel sink with hot/cold pressurized water. The under-counter refrigerator is large and 12V operated. The galley offers a great panoramic view.

Tundra 12V Refrigerator

Magic Chef Four Burner Gas Range/Oven Combination

Magma Stainless Steel Gas Grill for Outdoor Grilling

1990 Marine Trader Helm

Twin helm stations with Hynautic H20 Hydraulic Steering Systems help make this vessel easy to operate in any weather. The lower helm spans the width of the salon and offers excellent visibility in all directions. There is abundant counter space for charts.

Lower (Electronics are mounted at the helm as well as overhead)

Standard Horizon Depth Finder

Standard Horizon Eclipse VHF Radio w/RAM Mic Extension at Fly Bridge

MASE Generator Control Station

Auto-pilot

Stern Thruster

Cruisair Control Station

Compass

Cummings Marine Engine Control Station

1990 Marine Trader Bridge Bridge (Fully enclosed)

Lowrance Elite 5M Chart plotter

Garmin GPS 126 Navigator

Humminbird 561 Down Imaging Sonar

Raytheon SL70 Pathfinder Radar System

Uniden President LTD950 VHF Radio

Richie Powerdamp Magnetic Compass

1990 Marine Trader Exterior Tour

With classic lines and a beautiful shear, the Marine Trader 34 looks and lives like a noticeably larger yacht. Her side decks are comfortably wide. The bow area is spacious and comfortably available for lounging or anchoring, and docking work. Walking surfaces are molded in non-skid. The bowsprit is large and protected by stainless steel rails. The anchor windlass is in a wide and open configuration for easy access.

Moving aft is the stern area with steps to a lounge area and more steps leading up to a huge fly bridge and entertaining deck. The upper helm spans the cabin top and there is bench seating both port and starboard.

At the stern a set of dinghy davits attaches to the stern rail. There is an exit to a full width teak swim platform below, just above the waterline. Deck and hull sides are white. Bottom paint is black. The accent stripe is red. There is a minimum of teak on the exterior of the boat, which has all been sealed with resin. The radar mast has a 16 mile range Raytheon Radar dome, navigation lighting, and deck lighting.

Power Winch #502 Electric Windlass

Vetus 12V Bow Thruster

Dinghy Davits on Aft Pulpit

1990 Marine Trader Electrical

Standard 12V & 120V systems.

Standard 12V & 24V Systems:

4D 12V Starting Battery (New 6/2014)

8D 12V House Battery (New 6/2014)

MASE IS 6.0S 4.8 kW generator

Professional Xantrex 40 Amp Battery Charger

1990 Marine Trader Engine Room

Accessed via three large opening sections of flooring from the main salon, the engine room is huge and easy to maneuver in. The first thing you'll notice down below is the upgraded Cummins 210 H.P. diesel engine. This is a 55% increase over the standard Ford Lehman 135 H.P. diesel found in nearly all Marine Trader 34 Classics. The first of the many benefits of this upgraded engine is increased fuel economy and a 20% increase in speed through the water. The engine runs quietly at a lower RPM but propels the boat at hull speed with ease. Further, with the engine running slower, wear and tear is greatly reduced. Even with the larger engine, it's easy to get around the engine room. All major systems as well as the stainless steel tanks to port and starboard are easy to access for inspection and service.

Cummins 210 HP Fresh Water Cooled Diesel Engine w/4402 engine hours - 8.5 Knot Cruising Speed at 2400 RPM (1.5 Knots Faster than Standard Engine)

Borg Warner Velvet Drive Transmission

Racor primary fuel filtration

Bilge Buster Ozone Generator

Engine Room Lighting

1990 Marine Trader Disclaimer

The Company offers the details of this vessel in good faith but cannot guarantee or warrant the accuracy of this information nor warrant the condition of the vessel. A buyer should instruct his agents, or his surveyors, to investigate such details as the buyer desires validated. This vessel is offered subject to prior sale, price change, or withdrawal without notice.


Exclusions

Owner's personal belongings.


Disclaimer

The Company offers the details of this vessel or yacht in good faith but cannot guarantee or warrant the accuracy of this information nor warrant the condition of the vessel. A buyer should instruct his representatives, agents, or his surveyors, to investigate such details as the buyer desires validated. This vessel or yacht is offered subject to prior sale, price change, or withdrawal without notice.


PHOTOS




102 Stbd Side Fwd




103 Port Side Aft



104 Bow




105 Helm



106 Aft Deck



107 Port Deck



108 Stbd Deck

201 Dinette



202 Aft Stbd Corner Salon



203 Salon Looking Aft



204 Lower Helm



205 Dividing Wall Salon to Galley



206 Galley



207 Oven



208 Stove Top



209 Salon Fwd



210 Settee and Galley (Port).



211 Mstr Stbd



212 Mstr Stbd Aft



213 Mstr Port Aft



214 Mstr Port



215 Mstr Aft Stairs



216 Mstr Hanging Locker



217 Mstr Aft



218 Mstr Vanity



219 Mstr Head



220 V Berth



221 V Berth Stbd



222 V Berth Port



223 V Berth Cabinet



224 Guest Shower



225 Guest Head



226 Guest Pullout Sink



301 Battery Monitor



302 AC Unit.



303 Lower Helm Station



304 Lower Helm Panel



305 Engine



306 Elect Panel



307 Engine Hours 4402



308 Gen Name Plate



309 Heart Charger



310 Racors Guage



CONTACTS

Andrey Shestakov, leading yacht broker of the sales department of Shestakov Yacht Sales Inc. Shestakov Yacht Sales Inc., the official representative of the Miami/Fort Lauderdale FL headquarters.

Contact details

Email: **andrey@shestakovyachtsales.com**

Web: shestakovyachtsales.com/en/

Telephones

USA: **+1(954)274-4435**

Office hours

Monday – Saturday: **9:00 - 21:00** EDT

Sunday: **closed**

Address



Harbour Towne Marina, 850 NE 3rd St, STE 213, Dania, FL 33004