

PAPPY'S TOY — MARLOW



Builder: MARLOW

Year Built: 2008

Model: Motor Yacht

Price: PRICE ON APPLICATION

Location: United States

LOA: 70' 0" (21.34m)

Beam: 18' 4" (5.59m)

Max Draft: 4' 5" (1.35m)

Cruise Speed: 12 Kts. (14 MPH)

Max Speed: 21 Kts. (24 MPH)

Our experienced yacht broker, Andrey Shestakov, will help you choose and buy a yacht that best suits your needs **PAPPY'S TOY — MARLOW** from **our catalogue**. Presently, at **Shestakov Yacht Sales Inc.**, we have a wide variety of yachts available on **our sale's list**. We also work in close contact with all the big **yacht manufacturers** from all over the world.

If you would like to buy a yacht **PAPPY'S TOY — MARLOW** or would like help answering any questions concerning purchasing, selling or chartering a yacht, please call **+1(954)274-4435**

TABLE OF CONTENTS

TABLE OF CONTENTS	2
SPECIFICATIONS	5
Overview	5
Basic Information	5
Dimensions	5
Speed, Capacities and Weight	5
Accommodations	5
Hull and Deck Information	6
Engine Information	6
DETAILED INFORMATION	7
Hull Design & Construction	7
Walkthrough	7
Salon	8
Dining	9
Galley	9
Pilothouse	9
Pilothouse Equipment And Electronics	10
Master Stateroom	11
VIP Stateroom	11
Guest Stateroom	11
Laundry Room	11
Crew Area	12
Flybridge Navigation Electronics And Equipment	12
Flybridge	12
Tender	13
Safety	13
Deck Equipment	13
Electrical Equipment	14

Engine Room And Mechanical Equipment	14
Broker's Comments	16
Exclusions	16
Disclaimer	16
PHOTOS	17
70' Marlow PAPPY'S TOY	17
Salon	17
Salon	17
Dining	17
Salon	17
Pilothouse	17
Pilothouse	17
Galley	17
Galley	18
Master Stateroom	18
Master Stateroom	18
Master Bath	18
Master Bath	18
VIP Stateroom	18
VIP Bath	19
Guest Stateroom	19
Engine Room	19
Aft Deck	19
Aft Deck Seating	19
Walkaround Side Deck	20
Flybridge Helm	20
Flybridge Seating	20
Flybridge Seating	20
Flybridge Seating	20

Bow Seating	20
Running	21
Running	21
General Arrangement	21
General Arrangement	21
CONTACTS	22
Contact details	22
Telephones	22
Office hours	22
Address	22

SPECIFICATIONS

Overview

Pappy's Toy is an exceptionally clean cruising yacht well equipped with double anchor system, a beautiful master and spacious layout. Current knowledgeable owner built her and has enjoyed cruising her for the last ten years.

Basic Information

Category: Motor Yacht

Model Year: 2008

Year Built: 2008

Country: United States

Dimensions

LOA: 70' 0" (21.34m)

LWL: 66' 0" (20.12m)

Beam: 18' 4" (5.59m)

Max Draft: 4' 5" (1.35m)

Clearance: 18' 2" (5.54m)

Speed, Capacities and Weight

Cruise Speed: 12 Kts. (14 MPH)

Max Speed: 21 Kts. (24 MPH)

Max Speed RPM: 2300 Kts.

Water Capacity: 550 Gallons

Holding Tank: 120 Gallons

Fuel Capacity: 1800 Gallons

Accommodations

Total Cabins: 3

Sleeps: 6

Total Heads: 3

Captain Cabin: True

Crew Cabin: 1

Crew Berths: 1

Hull and Deck Information

Hull Material: Fiberglass

Deck Material: Teak

Hull Configuration: Semi-Displacement

Engine Information

Engines: 2

Manufacturer: Caterpillar

Model: C-15

Engine Type: Inboard

Fuel Type: Diesel

DETAILED INFORMATION

Hull Design & Construction

Marlow Yachts use resin infusion and the modern materials for construction, resulting in a hull, deck & superstructure with more strength and less weight than possible with conventional methods. While the foundation is a conventional semi-displacement form, Marlow utilizes proprietary "Velocijet Strut Keel" technology. This system uses twin strut keels that surround the propeller shafts in hydrodynamic fairings resulting in improved efficiency, tracking and stability. They also offer running gear protection, and modest propeller pockets keep draft to just 4 feet, 5 inches.

Walkthrough

Beginning on the fully covered teak aft deck, features include built-in cushioned seating forward to starboard as well as port & starboard aft. A molded FRP stairway forward to port leads up to the flybridge. Port and starboard aft are boarding doors and three steps on each side leading down to the large swim platform. Double centerline doors open to the spacious salon. The combination of satin finished teak joinery, granite countertops, Ultra leather furniture and the varnished teak & holly sole create an inviting warm ambiance. Immediately to starboard is a patterned upholstered arm chair next to a triple tiered decorative end table followed by a large Ultra leather sofa. A large trapezoidal shape coffee table fronts the sofa. The entertainment center houses the stereo system and flat panel TV built into the port aft corner of the salon. Continuing forward to port is a stone topped fluted wood storage cabinet followed by an Ultra leather barrel club chair. All the way forward on the port side is the granite topped built-in wet bar with wine cooler, hidden stainless steel sink and deep bottle storage drawers. Directly across from the wet bar is a large round glass topped dining table with four chairs. Forward and to the side is granite topped teak buffet cabinetry housing an ice maker and beverage refrigerator as well as a china cabinetry on the forward upper bulkhead. Three steps up from the salon, dining area leads to the galley and pilothouse. The starboard side open galley is a chef's delight with granite counters, abundant storage, under counter refrigeration and freezers and top of the line appliances. The port side entry door and floating teak stairway to the flybridge is directly across from the galley. Forward to port, elevated one step is the built-in dinette and slide out teak table with fold-down leaf. To starboard and centerline is the lower helm station with Stidd helm and companion chairs covered in Ultra leather. All navigation electronics and instruments are within easy sight and reach of the helmsman. The starboard side entry door is directly next to the helm. A curved stairwell on the forward, starboard side of the pilothouse leads down to the owner and guest staterooms. At the foot of the stairwell is built-in cabinetry with louver doors housing the stacked washer and dryer. Two steps down and aft is the full beam master suite. The king size island berth is centerline with built-in nightstands on either side and beveled glass mirrors and reading

lamps above. On the port side is a built in bureau with twelve drawers, storage and hanging lockers. To starboard is a vanity with swing out stool and mirror plus two hanging lockers. Port and starboard are the his and hers baths with adjoining large walk-in stall shower. Both have marble counters, under-mounted sinks, portlights and Vacuflush toilets. Forward of the master to port is the guest stateroom with upper and lower crossing berths. The TV is built- in the starboard aft corner of the stateroom over a built-in desk. A cedar lined hanging locker and storage drawers are under the berths. An ensuite bath with stall shower, marble counter, undermounted sink and Vacuflush head is aft. The VIP guest stateroom is all the way forward with a queen size island berth. The ensuite bath with teak framed plexiglass stall shower is accessed from the stateroom or companionway allowing it to used as a day head. There are two cedar lined hanging lockers, port and starboard as well as under berth storage drawers and overhead storage lockers. Two overhead hatches provide natural light and ventilation. Moving up to the flybridge, there are stairs going up from either the aft deck or pilothouse. Forward, centerline is the helm station with twin Stidd chairs offering excellent visibility and access to the full electronics array. The entire flybridge area is protected by an FRP hardtop. Aft of the helm to starboard is molded U shaped seating surrounding a fiberglass table on a pedestal. On the port side is a fiberglass cabinet housing a refrigerator, ice maker, electric grill and wet bar. All the way aft on the boat deck is the davit and where the tender is stored. The entire boat deck perimeter is protected by a stainless steel double guard rails. All the way aft is an integral swim platform with access to the crew's quarters and engine room through a transom door. On the port side is a full size double berth, three storage lockers, built-in end table and hanging locker. To starboard are two additional storage lockers, microwave oven, freezer and head with shower. The engine room is accessed forward through a watertight door with viewing port. The engine room provides full stand up head room and excellent access to all systems and machinery.

Salon

Entering the salon from the aft deck double centerline glass sliding doors.

- Ultra leather swivel barrel club chair
- Ultra leather sofa
- Upholstered arm chair
- Wood Coffee table
- 3 Tier end table
- Oval shape fluted wood cabinet w/limestone top
- (3) Decorative table lamps
- (6) Brass wall lights
- West & Co. wall clock & barometer
- (10) Overhead teak trim lights
- Teak & holly sole

- Multi color sage and cream area rug
- Overhead teak grab rail
- Pioneer Elite 42" plasma TV w/DIRECTV receiver
- Bose Lifestyle stereo system w/5.1 digital surround, 5 speakers, sub-woofer

Dining

The dining area is just forward of the salon featuring buffet storage.

- 42" round glass dining table w/4 chairs, cushions
- Built-in L-shaped buffet w/3 glass front china cabinets & 3 storage drawers
- Teak mini-blinds
- Port side wet bar w/hidden sink & bottle storage drawers
- U-Line wine cooler
- Scotsman ice maker
- U-line refrigerator

Galley

- Granite countertops and sole
- Window blinds
- (3) Sub Zero 700 series refrigerator drawers
- (3) Sub Zero 700 series freezer drawers
- Dacor 4 burner electric cooktop w/fiddles with overhead light and exhaust fan
- Dacor electric oven
- Sharp Carousel convection microwave oven
- GE Monogram trash compactor
- Fisher & Paykel DishDrawer dishwasher
- Franke stainless steel single undermount sink w/2 cutting board covers
- Grohe pull-out sprayer water faucet
- Dedicated drinking water faucet
- Filtered drinking water faucet
- Kitchen Aid garbage disposal
- Teak louver door storage cabinets & drawers
- Storage locker in countertop
- Port side dinette w/pull out teak table & fold down leaf

Pilothouse

From the pilothouse there are stairs to the port side leading up to flybridge and to the starboard stairs leading down to master and guest staterooms.

- (2) Stidd Admiral Ultraleather helm & companion chairs w/footrests
- Port & starboard articulating water tight doors
- Stainless steel & teak floating stairway to flybridge
- (2) overhead hatches w/screens
- Teak mini blinds
- Teak & holly sole
- Chart drawer
- Teak destroyer wheel
- AC & DC electrical panels
- Stereo speakers

Pilothouse Equipment And Electronics

- (2) Raymarine E-120, 12.1" Multifunction displays (GPS, chart plotter, radar, satellite weather, AIS)
- Raymarine 10 kW, 72 nm radar
- Raymarine 17" monitor with multi-image display
- Raymarine ST60+ depth indicator
- Raymarine ST60+ speed log/sea surface temperature indicator
- Raymarine ST60+ wind speed/angle display (true & apparent)
- Simrad AP26 autopilot
- Simrad WR20 wireless autopilot remote
- AIS transceiver
- Icom M504 VHF transceiver/hailer
- Icom CommandmicIII remote VHF radio control 162B
- FLIR Mariner remote thermal vision camera control
- Naiad Multisea II stabilizer controls
- KVH Tracvision M5 satellite TV system
- Panasonic KX-T7633 digital hybrid key phone system
- Wave WiFi broadband router
- KVH Tracphone satellite telephone system
- Sanshin HR-1012 searchlight control
- Side-Power bow & stern thruster controls
- Elbex EXS-41 CCTV control switcher
- (2) Caterpillar MPD displays
- Morse electronic engine controls
- Sony AM/FM/CD player
- Sony CDX-656X 10 CD changer
- Xantrex inverter control
- Ritchie Powerdamp Plus 6" compass
- Trim tab controls
- Hart tank tender system
- WAVE wi-fi system

Master Stateroom

- His & Hers ensuite head with walk-in shower
- King size berth with memory foam mattress, upholstered headboard & mirrored aft bulkhead
- Built-in night stands drawers
- Port and starboard swing arm wall lamps w/shades
- Port side built-in bureau w/ drawers and storage lockers
- Starboard & forward cedar lined hanging lockers
- Starboard vanity w/swing out stool & mirror
- (6) Port lights with sliding shoji screens port & starboard
- Sharp AQUOS 26" LCD TV/DVD combo w/ DIRECTV receiver
- Teak & holly sole
- Vacuflush heads

VIP Stateroom

- Queen size island berth
- Built-in night stand counters port & starboard
- (2) Brass reading lights
- Under berth storage drawers
- Overhead storage lockers w/louver doors
- (2) Cedar lined hanging lockers
- (2) Overhead hatches with screens
- Ensuite bath with stall shower, vanity, marble counters
- Sharp 22" AQUOS LCD TV with DIRECTV receiver
- Teak & holly sole

Guest Stateroom

- Bifold double entry door
- Upper & lower crossed twin berths
- Cedar lined hanging locker
- (2) Port lights with curtains
- Built-in vanity
- Toshiba 15" LCD TV/DVD combo
- Ensuite bath w/stall shower, vanity, marble counters
- Teak & holly sole

Laundry Room

- Bosch Axxis front loading dryer
- Bosch 300 front loading washer

Crew Area

- Double berth w/memory foam mattress
- Toshiba 15" LCD TV/DVD combo with DIRECTV receiver
- Hanging locker
- (3) Storage lockers
- Sub Zero 249FF freezer
- Daewoo microwave oven
- Head w/hand-held shower, marble counters, mirror

Flybridge Navigation Electronics And Equipment

- (2) Raymarine E120 Multifunction displays (GPS, chart plotter, sonar, radar, satellite weather, AIS)
- Raymarine 4kW 36nm radar
- Raymarine ST60+ Tridata display (depth, speed, seawater temperature)
- Raymarine ST60+ depth indicator
- Raymarine ST60+ speed log/sea surface temperature indicator
- Icom M604 VHF transceiver/hailer
- Icom CommandmicIII remote VHF radio control
- Simrad AP26 autopilot control head
- FLIR Mariner remote thermal vision camera control
- Side Power bow & stern thruster controls
- (2) Caterpillar MPD displays
- Naiad Multisea II stabilizer control
- Sanshin HR-1012 searchlight control
- Morse electronic engine controls

Flybridge

- Aritex 800KG, 220V hydraulic davit w/rotation. New hydraulic hoses and ball, new cable
- (2) Stidd Admiral helm & companion chairs w/footrests, piped ultraleather- new upholstery
- Stainless steel 4 spoke wheel
- FRP extended hardtop w/powdercoated forward supports
- Tinted venturi windshield, stainless steel frame
- (2) Fiberglass L-shaped settees with Sunbrella cushions & pillows

- FRP 3 sided table on stainless steel pedestal
- Miele electric barbecue grill
- Stainless steel sink with locker
- Scotsman ice maker
- U-Line refrigerator
- Sat 406 EPIRB
- Welded 316 stainless steel boat deck perimeter guard rails
- Stainless steel radar mast w/integrated anchor light & ships bell
- KVH Tracvision satellite TV dome mounted on stainless steel bracket
- KVH Tracphone satellite phone dome mounted on stainless steel bracket
- Air draft 18' with hinged equipment on flybridge radar arch

Tender

- 14' AB 2017 Deluxe tender with 70 hp Yamaha 4 stroke motor with 2 hours. New chocks and tie-downs.

Safety

- Life sling overboard rescue system
- Revere Elite 6-person life raft

Deck Equipment

- Bow pulpit with dual anchor chutes and chain stoppers
- 110 lb. AXE 50kg stainless steel anchor w/300' high tensile chain
- 60 lb. plow style stainless steel anchor w/300' high tensile chain
- Lofrans Titan 24V horizontal windlass
- Fresh & raw water anchor wash downs
- 316 stainless steel bow rail
- Teak cap rails
- Portuguese bridge w/integrated forward port & starboard seating w/cushions
- Portuguese bridge deck storage lockers
- Laid teak decks
- Full walk-around side decks w/bulwarks with teak decks
- Oval shape 316 stainless steel inboard side deck hand rails
- Frameless windows
- Textaline windshield covers
- (3) windshield wipers w/washers and shade covers
- Port & starboard aft boarding doors
- International navigation lights

- Sanshin remote search light
- FLIR remote thermal vision camera
- Kahlenberg dual trumpet air horns
- Port & starboard transom boarding doors
- (2) Molded FRP transom seats w/cushions
- Molded FRP seat w/cushions, starboard forward aft deck bulhead
- (2) folding teak deck chairs
- Integrated swim platform w/teak deck & 3 removable stainless steel U rails
- Stainless steel swim ladder
- 316 stainless steel rub rail
- 316 stainless steel hawse pipes
- Hidden fueling ports w/anti-spill catch basins
- (4) Glendinning Cablemaster shore power reels
- (2) Bow hatches
- Lofrans 2000 watt/24v Windlass

Electrical Equipment

- (2) 20 kW Northern Lights generators w/sound shields, 3000 hrs. Feb'2018
- 110V/220V AC electrical system
- 12V/24V DC electrical system
- (4) Lifeline 8D AGM batteries, service bank (1x2016)
- (2) Lifeline 8D AGM batteries, thrusters
- (2) Lifeline 8D AGM batteries, generators
- (2) Lifeline 8D AGM batteries, main engines
- Newmar Phase Three 25 amp, 12V battery charger
- Newmar Phase Three, 40 amp, 24V battery charger
- Xantrex 4kW inverter/120 amp battery charger
- (6) battery cut-off switches
- (2) battery parallel switches
- (4) 50 amp shore power inlets on Glendinning cablemasters, (2) forward, (2) aft
- Central bonding system
- Guest galvanic isolators
- (3) Ocean LED A16 Pro Extreme transom underwater lights (2015)

Engine Room And Mechanical Equipment

- Twin Caterpillar C-15 Acert diesel engines (3,100 hrs March 2018)
- (2) Northern Lights 20KW generators (2,900 hrs March 2018)
- ZF 350A reduction gears w/2.636:1 ratios (transmission cooler changed 2016)
- Naiad stabilizers w/Multisea II controls
- Side Power 20 hp electric bow & stern thrusters

- Morse electronic engine controls
- Marine Air chilled water reverse cycle air conditioning system, 2 staged chillers, 96,000 BTU total
- Sea Recovery AquaMatic 900 gpd watermaker w/EZ start (new membranes & high pressure pump 2017)
- (2) Duplex Racor 1000 fuel filters w/vacuum gauges for each engine
- (2) Racor 500 fuel filters w/vacuum gauges for each generator
- Walker Air Sep crankcase ventilation system
- Dripless shaft seals
- Dripless rudder shaft seals
- Aquadrive couplings & soft engine mounts
- 3" Aquamet 22 stainless steel propeller shafts
- (2) 5 blade 38" X 37" Nibral propellers
- Polished stainless steel engine beds
- FM 200, 97 lb. fixed engine room fire suppression system
- Oil change system for engines, transmissions, generators
- Bennett trim tabs
- Seastar hydraulic steering system
- Sealand Vacuflush sanitation system
- Macerator pump
- Sea Chest centralized raw water intake system
- (4) 24V automatic bilge pumps
- Emergency manual bilge pump
- High water bilge alarm
- Flojet AC fresh water pump
- Headhunter 24V DC fresh water pump
- Vacuflush heads
- PJR drinking water pump 24v
- (2) Sump pumps
- 100 gallon stainless steel dedicated drinking water tank
- 400 gallon stainless steel fresh water tank
- Torid 30 gallon stainless steel electric water heater
- NuTone central vacuum system
- Power System 110V air compressor
- Engine room lead/foam sound insulation
- 220V high volume engine room blowers
- 24V bilge blowers
- Proprietary baffled air inlet system
- Watertight engine room door w/inspection port
- Varnished teak bilge grating
- AC & DC engine room lighting
- CCTV camera
- New exhaust system Sept 2017/DeAngelo
- Cleaned heat exchangers

- Fuel Burn @ 8 knots, 11gph
- Fuel Burn @ 10 knots, 23gph
- Fuel Burn @ 17 knots, 75gph
- Fuel Burn @ 21 knots, 90gph

Broker's Comments

Pappy's Toy is a well equipped cruising yacht with double anchor system, beautiful master and spacious layout. Current knowledgeable owner built her and has enjoyed cruising for the last ten years.

Exclusions

Owner's personal belongings.

Disclaimer

The Company offers the details of this vessel or yacht in good faith but cannot guarantee or warrant the accuracy of this information nor warrant the condition of the vessel. A buyer should instruct his representatives, agents, or his surveyors, to investigate such details as the buyer desires validated. This vessel or yacht is offered subject to prior sale, price change, or withdrawal without notice.

PHOTOS

70' Marlow PAPPY'S TOY



Salon



Salon



Dining



Salon



Pilothouse




Pilothouse





Galley




Galley




Master Stateroom




Master Stateroom




Master Bath



Master Bath






VIP Stateroom




VIP Bath




Guest Stateroom



Engine Room





Aft Deck




Aft Deck Seating




Walkaround Side Deck




Flybridge Helm




Flybridge Seating




Flybridge Seating



Flybridge Seating



Bow Seating



Running



Running



General Arrangement



General Arrangement



CONTACTS

Andrey Shestakov, leading yacht broker of the sales department of Shestakov Yacht Sales Inc. Shestakov Yacht Sales Inc., the official representative of the Miami/Fort Lauderdale FL headquarters.

Contact details

Email: **andrey@shestakovyachtsales.com**

Web: shestakovyachtsales.com/en/

Telephones

USA: **+1(954)274-4435**

Office hours

Monday – Saturday: **9:00 - 21:00** EDT

Sunday: **closed**

Address



Harbour Towne Marina, 850 NE 3rd St, STE 213, Dania, FL 33004