

GONE BLUE — LITTLE HARBOR



Builder: LITTLE HARBOR

Year Built: 2002

Model: Cruiser

Price: PRICE ON APPLICATION

Location: United States

LOA: 38' 0" (11.58m)

Beam: 12' 6" (3.81m)

Max Draft: 1' 10" (0.56m)

Cruise Speed: 28 Kts. (32 MPH)

Max Speed: 32 Kts. (37 MPH)

Our experienced yacht broker, Andrey Shestakov, will help you choose and buy a yacht that best suits your needs **Gone Blue — LITTLE HARBOR** from **our catalogue**. Presently, at **Shestakov Yacht Sales Inc.**, we have a wide variety of yachts available on **our sale's list**. We also work in close contact with all the big **yacht manufacturers** from all over the world.

If you would like to buy a yacht **Gone Blue — LITTLE HARBOR** or would like help answering any questions concerning purchasing, selling or chartering a yacht, please call **+1(954)274-4435**

TABLE OF CONTENTS

TABLE OF CONTENTS	2
SPECIFICATIONS	5
Overview	5
Basic Information	5
Dimensions	5
Speed, Capacities and Weight	6
Accommodations	6
Hull and Deck Information	6
Engine Information	6
DETAILED INFORMATION	7
Deck and Hull	7
Cockpit	8
Bridge Deck	8
Electronics and Navigation	10
Interior Main Cabin Accommodations	10
Head (Port)	11
Galley (Port)	11
Dinette (to Starboard)	12
V-Berth Accommodations	12
Electrical System	13
Engine Room and Mechanical	13
Included Equipment	14
Standard Options	14
Custom Options/Upgrades	15
Recent Services	16
Safety Equipment	16
Exclusions	16
Exclusions	16

Disclaimer	16
PHOTOS	17
Little Harbor 38 WhisperJet Forward V Berth	17
Little Harbor 38 WhisperJet Companionway	17
Little Harbor 38 WhisperJet Dinette Bed	17
Little Harbor 38 WhisperJet Dinette	17
Little Harbor 38 WhisperJet Dinette Storage	17
Little Harbor 38 WhisperJet Galley	17
Little Harbor 38 WhisperJet Galley Fridge	18
Little Harbor 38 WhisperJet Galley	18
Little Harbor 38 WhisperJet Vacu Flush Head	18
Little Harbor 38 WhisperJet Head	18
Little Harbor 38 WhisperJet View from Cockpit	18
Little Harbor 38 WhisperJet JetStick Control Panel	18
Little Harbor 38 WhisperJet Dinghy Engine Mount	19
Little Harbor 38 WhisperJet Cooler Bench Seat	19
Little Harbor 38 WhisperJet Custom Cockpit Storage	19
Little Harbor 38 WhisperJet Aft Seating	19
Little Harbor 38 WhisperJet Bridgedeck Covers	19
Little Harbor 38 WhisperJet AC Helm Dedicated	19
Little Harbor 38 WhisperJet Electrical Control Panel	20
Little Harbor 38 WhisperJet Beautiful Varnished Teak	20
Little Harbor 38 WhisperJet Bridgedeck Seating	20
Little Harbor 38 WhisperJet Bridgedeck Seating	20
Little Harbor 38 WhisperJet Bridgedeck Seating	20
Little Harbor 38 WhisperJet Bridgedeck Seating	20
Little Harbor 38 WhisperJet Table Cover	21
Little Harbor 38 WhisperJet Lazarette Storage	21
Little Harbor 38 WhisperJet Custom Fridge Seating	21

Little Harbor 38 WhisperJet Aft View	21
Little Harbor 38 WhisperJet Custom Transom Door	21
Little Harbor 38 WhisperJet View to Helm	21
Little Harbor 38 WhisperJet New Electronics	22
Little Harbor 38 WhisperJet Helm	22
Little Harbor 38 WhisperJet Lazarette and Generator	22
Little Harbor 38 WhisperJet Engine Compartment	22
Little Harbor 38 WhisperJet	22
Little Harbor 38 WhisperJet	22
Little Harbor 38 WhisperJet	22
Little Harbor 38 WhisperJet	22
Little Harbor 38 WhisperJet	23
Little Harbor 38 WhisperJet	23
Little Harbor 38 WhisperJet Cockpit Cover	23
Little Harbor 38 WhisperJet Aerial-Tender-Kayak	23
CONTACTS	24
Contact details	24
Telephones	24
Office hours	24
Address	24

SPECIFICATIONS

Overview

Luxury, water-jet powered yacht, ***designed by Ted Hood and built by Hinckley after their acquisition of Little Harbor***, this 2002 38' WhisperJet, "Gone Blue" was meticulously crafted with the most advanced materials, numerous factory upgrades, and is powered by twin Yanmar diesels with Hamilton waterjets and joystick docking. Quality is evident in her finishes and materials. Luxuriously upholstered seating both aft and on the bridgedeck accommodate guests in any weather condition. The V-berth and open layout below deck with convertible dinette allows options for any cruising or weekend on the water with the family. With excellent helm visibility, she exhibits precision control while running. ***The Hinckley JetStick control provides ultimate maneuverability and docking capabilities.***

A single-owner vessel, this Little Harbor WhisperJet 38, "Gone Blue," is a versatile yacht. Her maneuverability and shallow draft make her an excellent, luxurious day boat. She is also large enough and outfitted appropriately for a couple to cruise on her. When she is not in use, **she can be safely stored away on a 24,000 pound lift**, closed up and covered, so her owners don't have to worry about her. New electronics and access to Hinckley 24/7 Service make this a turnkey yacht.

Economical cruising speed of 25 knots @3000 RPMs, burning .99 nm/gallon.

Basic Information

Category: Cruiser

Sub Category: Express

Model Year: 2002

Year Built: 2002

Country: United States

Coast Guard #: 1123193

Vessel Top: Hardtop

Dimensions

LOA: 38' 0" (11.58m)

Beam: 12' 6" (3.81m)

Max Draft: 1' 10" (0.56m)

Speed, Capacities and Weight

Cruise Speed: 28 Kts. (32 MPH)

Cruise Speed RPM: 3100 Kts.

Max Speed: 32 Kts. (37 MPH)

Max Speed RPM: 3300 Kts.

Displacement: 18000 Pounds

Gross Tonnage: 14 Pounds

Water Capacity: 100 Gallons

Holding Tank: 28 Gallons

Fuel Capacity: 300 Gallons

Fuel Consumption: 0.99 Gallons

Accommodations

Total Berths: 1

Sleeps: 5

Hull and Deck Information

Hull Material: Kevlar Composite

Deck Material: Fiberglass Sandwich

Hull Configuration: Deep Vee

Hull Color: Flag Blue

Hull Designer: Ted Hood

Exterior Designer: Ted Hood

Engine Information

Manufacturer: Yanmar

Model: Hamilton 274 WaterJet

Engine Type: Inboard

Fuel Type: Diesel

DETAILED INFORMATION

Deck and Hull

- Flag (Dark) Blue Awlgrip topsides
- Awlgrip Oyster White house and deck with Awlgrip Cream nonskid
- Awlgrip Matterhorn White boot stripe
- Awlgrip Cordovan Gold cove stripe
- Black Bottom
- Hardtop

Construction:

- Modified V-Hull Design with Running Chines
- Corecell Foam-cored and knitted bi-directional E-glass with Kevlar hybrid hull
- Vinylester low profile resin osmosis barrier
- Deck is segmented resin infused Corecell core
- Laminate composite (carbon) grid system stringers and marine grade plywood laminated FRP main bulkheads
- Stainless steel capped molded rub rail
- Fiberglass swim platform with painted nonskid has a telescoping stainless steel ladder

Deck:

- Awlgrip deck and superstructure
- Fiberglass bow sprit with anchor roller
- Stainless steel bow rail extended aft by (2) stanchions port and starboard with flag socket and running lights
- Finished teak exterior trim including toe rails, cabin ½ round trim cockpit coaming
- Foredeck anchor locker built-in with extra large hatch access, and saltwater wash down
- Anchor locker divided with secondary anchor mounted
- (3) Cabin top deck hatches - Lewmar
- (2) Hardtop oversized hatches - Lewmar anodized aluminum
- (6) Opening ports with screens - Lewmar anodized aluminum
- (4) Stainless steel handrails on cabin top
- Port and starboard stainless steel hardtop rails
- 12" Stainless steel cleats (2-forward, 2-spring, 2-stern)
- (2) Additional 8" stainless steel cleats at transom
- Molded rear cockpit seating with transom door
- Transom St. Croix davit system

- Upgraded electric anchor windlass with foot switch and helm controls (motor new January 2018)

Cockpit

- Access to the cockpit is via teak boarding steps on either side of the cockpit or through transom door to swim platform
- Finished teak cockpit coaming and covering boards
- (2) Rod holders port and starboard
- Stainless steel handrails mounted on hardtop sides
- Cockpit halogen light, flood light
- Two (2) cockpit molded stern seats with storage under
- Large cockpit deck hatch for easy access to insulated generator/jet lazarette area
- Cockpit hot/cold shower - aft starboard
- Outboard motor bracket with matching Stamoid engine cover
- Cockpit cushions covered in White Vinyl
- Cockpit cover attaches to hardtop and completely covers cockpit and stern brightwork
- Storage boxes in cockpit deck port and starboard
- Side deck water run off diversion blocks (to keep water out of cockpit)
- Transom door on centerline
- Courtesy lights

Custom Hardtop:

- Additional aft support leg gussets for more strength
- VHF antenna - full 6' fiberglass roof top mounted
- Garmin GPS receiver antenna - on hardtop
- Garmin radar Radome
- TV antenna
- Spotlight with remote control at helm
- Cockpit floodlight
- Kayak mount brackets

Bridge Deck

Bridge Deck accommodations include:

- Stidd helm seat forward to starboard with powder-coated pedestal
- Inward-facing cushioned settees for entertaining to port
- Varnished teak dining table on two pedestals - with short legs for berth

- 16,000 BTU air conditioning

The Bridge Deck includes:

- Hardtop lights on dimmer switch
- Teak deck sole
- Hinged deck with electric deck lift accesses engine area below
- Day hatch access to engine compartment
- Molded dash, steering console and instrument box
- Molded settee has varnished teak trim, including storage access doors under seats
- Companionway forward to interior accommodations is teak-trimmed and has a teak sliding top with smoke gray plexiglass and louvered teak companionway doors. Two (2) teak grab rails are at companionway.
- Cooler/Freezer 12-volt with cushion
- (2) Bose speakers - mounted in settee bases
- Stamoid covers for helm, table, companionway, stern seat with cushion, instrument panel
- Lift top chart table to port forward

Teak low-profile windshield (Awlgrip on exterior, varnish on interior) has three (3) windows forward and two (2) side windows:

- Custom teak covered windshield interior valence.
- (3) Forward windshield wipers with washers and covers.
- Upgraded Exacto wiper arms
- Clear side and back curtains can provide a fully enclosed the bridge deck
- Electric opening center windshield lower section

To Port - Forward dash has a custom varnished teak lift-up chart table:

- 4-Cup holders
- Navigation station removable back rest
- Digital air conditioner control panel

“L” shaped dinette cushioned seating area with varnished double pedestal table for entertaining.

Starboard - Helm station area:

- Stidd helm seat - Chair arm Hinckley JetStick steering integrated
- 12-volt outlet - at helm
- 110-volt outlet - mounted under seat side

- Back-up bucket control
- Spotlight remote panel control

Helm includes:

- Stainless steering wheel with teak rim
- Teleflex hydraulic steering
- Dual engine gauges
- Hinckley JetStick control panel
- Bennett trim tab control switches
- Bennett trim tab position indicating gauges
- Single lever Morse Controls

Electronics and Navigation

- Garmin GPSMAP 8617 (New December 2017)
- Garmin Fantom 24 Radar (New December 2017)
- Garmin engine room camera (New December 2017)
- Raytheon ST-6000+ Autopilot
- Raytheon Tri-data: Digital depth, speed and trip log
- Icom M330 VHF (New December 2017)
- Azimuth electric 1000 digital compass
- ACR remote double bulb search light
- Fireboy override switch

Interior Main Cabin Accommodations

From the bridge deck and down (3) varnished teak removable companionway steps is the Salon settee immediately to starboard and the Head and Galley to port. Forward is a V-berth area.

- Sky screens on all hatches
- Fitted sheets and mattress pad for dinette
- Shelves in starboard hanging locker
- Audio/video package with integrated DVD, antenna and shore side connection
- Interior fans
- Teak and holly sole
- Flush panel storage doors, Tambour storage doors in galley
- Roller-bearing drawer slides with Kroon flush positive latches
- (6) Interior dome lights with cherry rims
- (4) Frigast stainless/chrome plated lights

- (6) Opening port lights with screens
- Lewmar opening hatch, with Ocean Air screen/blind
- ABC fire extinguisher mounted behind companionway steps
- Electrical panel at companionway
- Chelsea clock and barometer
- Upgraded 16,000 BTU marine air conditioning system (New 2011)

Head (Port)

A cherry-louvered door provides access to the enclosed easy to clean Cream fiberglass, Formica and Corian head with cherry trim and padded vinyl overhead. Fiberglass molded-in floor with shower sump for easy cleaning.

- Off-white Corian-type vanity countertop
- Stainless steel oval undermounted sink with hot and cold pressure water
- Grohe hot/cold faucet with pull-out shower and wall mounted holder
- King Starboard cream-color shower grate
- Vacuflush head system
- Drawer and double door below sink
- Locker with tambour door outboard sink
- Large linen locker aft
- Mirror - wall mounted
- Dual 110-volt GFI outlet
- Overhead 12-volt dome light and strip light
- Opening window port with screen and Ocean Air portlight blind
- Chrome plated towel holders, soap dish, toothbrush holder
- Tank Watch mounted under vanity
- Toilet paper holder with cover
- A/C outlet vent

Galley (Port)

- Grohe pull out faucet
- Off-white Corian-type counter top and cherry trimmed lockers and drawers
- Undermounted stainless steel sink with hot and cold pressure water
- Tambour doors storage lockers outboard the sink with shelves
- Door to under sink vanity storage
- 3-Drawer storage below countertop forward
- Kenyon electric two-burner "Euro-style" cook top
- G.E. Microwave - Flush mounted in cabinet over stove
- Norcold 12-volt refrigerator/freezer built-in under the stove (New December 2014)
- Marine Air digital control panel

- Dual 110-volt GFI outlet
- Opening port with screen
- Fluorescent light mounted under microwave cabinet over stove
- Shelves under galley
- A/C outlet vent

Dinette (to Starboard)

- Immediately to starboard is the salon area
- Drawers and access door under dinette seating
- Settee with Ivory Ultra leather upholstered bottom and back cushions.
- Storage behind seat back and underneath seat bottom
- Outboard bookshelves
- Dinette converts to berth with fitted sheets and mattress pad
- Large hanging locker aft of settee
- Opening port with screen
- 12-Volt Frigast lights (forward and aft)

V-Berth Accommodations

Forward are the sleeping accommodations finished in cherry trim with flush panel and louvered doors. There are cherry battens on the hull.

Complete with:

- V-berth with filler cushion to form an oversized double berth – upgraded with Visco Elastic high density foam cushions
- Step/seat between V-berth with storage compartment below
- Drawer storage port and starboard under the “V” berth.
- Port and starboard built-in cedar-lined hanging lockers aft with storage shelves
- Forward, port and starboard outboard shelves with removable fiddles
- Two (2) fans on forward bulkhead
- Flat screen TV/monitor on forward bulkhead
- Matching throw pillows
- Fitted sheets and mattress pad for V-berth
- 12-Volt overhead dome light
- Port and starboard Frigast 12-volt reading lamps at V-berth
- V-Berth privacy curtain
- Stereo speakers mounted forward bulkhead
- A/C outlet vent

Electrical System

Separate DC/AC systems:

12-volt system:

- (4) Series 27 LifeLine AGM deep-cycle house system batteries
- (2) Series 24 LifeLine AGM hi-crank starting batteries
- Remote control battery combiner / isolator
- Engine alternator - battery charging
- On/Off battery switches for inverter, bow thruster, house circuits, parallel system and engine start

120-volt AC System:

- 120-volt 50-amp shore power with 50 ft. shore power cord

More:

- ABYC standards electrical system
- Distribution breaker panel - 12-volt/110-volt with digital voltmeter and amp meter
- Tinned wire
- 6 kw Northern Lights generator with sound shield (new 2013 - 209 Hours as of Mar 2018)
- Trace 2512 Inverter/charger with remote panel

Engine Room and Mechanical

- **Twin Yanmar 6LYA STP FWC 370-hp diesel engines**
- **Twin Hamilton 274 water jet propulsion system**
- Velvet Drive 1:1 transmission
- Teleflex hydraulic steering
- Racor fuel filters/separators
- Bennett trim tab system with indicator gauges and helm controls
- Alarm systems: Low oil, high temp, low voltage, and water in fuel
- Patented Hinckley JetStick System with integrated Vetus bow thruster
- **Electric bridge deck lift allows easy access to engine area.**
- Isolated engine mounts
- **WhisperJet sound barrier (insulation around engine boxes, muffler wraps and gaskets on all openings)**
- (3) Rule 2000 gal/min automatic bilge pumps
- Groco raw water strainers
- Flojet water pressure system
- Shower sump pump

- Bronze ball-valves and thru-hulls below water line
- Labeled sea cocks
- Sea Fire automatic fire control system FE-241
- Oversized generator intake and screen to prevent clogging with weeds
- (2) 150-gallon stainless steel fuel tanks (total 300-gals. with gauges)
- 6-gallon stainless steel water heater - with heat exchanger - both AC and engine heating
- 28-gallon holding tank with Tank Watch III gauge and “Y” valve
- Marineair 16,000 BTU air conditioning system - for helm deck

Included Equipment

- **33lb Delta stainless anchor w/ 150' of chain (new 2012)**
- FX-23 Fortress anchor with 150' of rode
- 2 person Wilderness Systems fiberglass kayak with custom mounts on hard top
- **10' 6" AquaPro RIB with Hypalon tubes and Aluminum bottom and 9.8hp outboard**
- **406MHz EPIRB (new April 2016)**
- **Reflective bridgedeck windshield covers**
- **Translucent bridgedeck windshield covers**
- **Full cockpit cover**
- **Cockpit cooler with cushion**
- **Magma Grill**

Standard Options

- **Lewmar Ocean 1 anchor windlass (upgraded to larger 002 gypsy, new motor January 2018)**
- Lift up chart table
- Bridgedeck table
- Saltwater washdown in anchor locker
- **Stamoid covers for instrument panel, tables, helm, stern seat, and companionway**
- **Vacu-flush head (new vacuum tank March 2011, relocated in engine room)**
- **Skyscreens on all hatches**
- Fans
- Hardtop
- **Air conditioning (new 2011)**
- **6kW Northern Lights generator (New with improved soundshield October 2013)**

Custom Options/Upgrades

- Newer 370hp Yanmar engines
- Fully Awlgripped deck and superstructure (Standard WhisperJets are gelcoat.)
- Custom kayak mounts on hardtop
- ACR searchlight (new 2010)
- Upgraded Exalto wiper arms
- Oversized hardtop hatches
- Additional reinforcing on aft hardtop supports
- Cockpit light
- Divided anchor locker for 2 rodes, hanging chocks for secondary anchor, oversized locker hatch, and anchor chain stopper
- Side deck water diverters
- Extended bow rail for safety (2 additional legs on each side)
- Bracket for outboard motor storage with matching Stamoid cover for motor
- Transom door
- Oversized St. Croix davits
- Storage area under aft bench
- Additional stern cleats for dinghy
- Enlarged generator intake and strainer to prevent clogging from weeds
- Bridgedeck cooler/freezer with cushion (new 2013)
- Dimmer on hardtop lights
- Upgraded 50amp 120V shore power
- Shore phone hook-up
- 16,000 BTU dedicated bridgedeck air conditioning
- Additional 35 gal water tank, bringing total capacity to 100 gal
- Audio/video package with integrated DVD, antenna, and shore hook-up
- Upgraded visco elastic v-berth mattress and high density foam cushions
- V-berth privacy curtain
- Upgraded 16,000 BTW cabin air conditioning with custom head and v-berth outlets
- Shelves in Starboard hanging locker, along outboard side of dinette, and under galley
- Drawers and access door under dinette seating
- Grohe pull-out faucet in galley
- Fitted sheets and mattress pads for v-berth and dinette
- New galley refrigerator December 2014
- New water heater April 2012
- New electronics December 2017

- Garmin GPSMAP 8617
- Garmin Fantom 24 Radar
- Garmin engine room camera
- Icom M330 VHF
- Integrated with existing Raymarine instruments and autopilot

Recent Services

- **Varnish March 2018**
- **New exhaust elbows December 2017**
- **Cleaned and rebuilt engine coolers (heat exchanger, oil cooler, aftercooler) July 2017**
- **Major jet service (disassemble, paint, replace cutlass bearings) September 2016**

Safety Equipment

- 6 life jackets and Coast Guard kit

Exclusions

- Excludes personal items (towels, dishes, tools, etc)

Exclusions


Owner's personal belongings.

Disclaimer


The Company offers the details of this vessel or yacht in good faith but cannot guarantee or warrant the accuracy of this information nor warrant the condition of the vessel. A buyer should instruct his representatives, agents, or his surveyors, to investigate such details as the buyer desires validated. This vessel or yacht is offered subject to prior sale, price change, or withdrawal without notice.

PHOTOS


**Little Harbor 38 WhisperJet Forward
V Berth**



**Little Harbor 38 WhisperJet
Companionway**




Little Harbor 38 WhisperJet Dinette




**Little Harbor 38 WhisperJet Dinette
Bed**



**Little Harbor 38 WhisperJet Dinette
Storage**



Little Harbor 38 WhisperJet Galley




**Little Harbor 38 WhisperJet Galley
Fridge**




Little Harbor 38 WhisperJet Galley




Little Harbor 38 WhisperJet Head



**Little Harbor 38 WhisperJet Vacu
Flush Head**




**Little Harbor 38 WhisperJet View
from Cockpit**




**Little Harbor 38 WhisperJet JetStick
Control Panel**




**Little Harbor 38 WhisperJet Dinghy
Engine Mount**




**Little Harbor 38 WhisperJet Cooler
Bench Seat**




**Little Harbor 38 WhisperJet Custom
Cockpit Storage**



**Little Harbor 38 WhisperJet Aft
Seating**





**Little Harbor 38 WhisperJet
Bridgedeck Covers**



**Little Harbor 38 WhisperJet AC Helm
Dedicated**




Little Harbor 38 WhisperJet Electrical Control Panel Little Harbor 38 WhisperJet Beautiful Varnished Teak




Little Harbor 38 WhisperJet Bridgedeck Seating

Little Harbor 38 WhisperJet Bridgedeck Seating



Little Harbor 38 WhisperJet Bridgedeck Seating


Little Harbor 38 WhisperJet Bridgedeck Seating




**Little Harbor 38 WhisperJet Table
Cover**




**Little Harbor 38 WhisperJet Lazarette
Storage**




**Little Harbor 38 WhisperJet Custom
Fridge Seating**




Little Harbor 38 WhisperJet Aft View




**Little Harbor 38 WhisperJet Custom
Transom Door**




**Little Harbor 38 WhisperJet View to
Helm**




Little Harbor 38 WhisperJet Helm



Little Harbor 38 WhisperJet New Electronics




Little Harbor 38 WhisperJet Lazarette and Generator




Little Harbor 38 WhisperJet Engine Compartment




Little Harbor 38 WhisperJet



Little Harbor 38 WhisperJet




Little Harbor 38 WhisperJet



Little Harbor 38 WhisperJet




Little Harbor 38 WhisperJet




Little Harbor 38 WhisperJet



**Little Harbor 38 WhisperJet Cockpit
Cover**



**Little Harbor 38 WhisperJet Aerial-
Tender-Kayak**



CONTACTS

Andrey Shestakov, leading yacht broker of the sales department of Shestakov Yacht Sales Inc. Shestakov Yacht Sales Inc., the official representative of the Miami/Fort Lauderdale FL headquarters.

Contact details

Email: **andrey@shestakovyachtsales.com**

Web: shestakovyachtsales.com/en/

Telephones

USA: **+1(954)274-4435**

Office hours

Monday – Saturday: **9:00 - 21:00** EDT

Sunday: **closed**

Address



Harbour Towne Marina, 850 NE 3rd St, STE 213, Dania, FL 33004