

BREAD — KANTER



Судостроитель: KANTER

Год постройки: 2007

Модель: Моторная яхта

Цена: ЦЕНА ЯХТЫ ПО ЗАПРОСУ

Местонахождение: United States

Длина общая: 137' 0" (41.76m)

Ширина: 23' 0" (7.01m)

Макс. осадка: 7' 8" (2.34m)

Крейс. скорость: 10 Kts. (12 MPH)

Макс. скорость: 12 Kts. (14 MPH)

Купить **BREAD — KANTER** а также выбрать подходящую вам яхту из нашего **каталога яхт** вам поможет опытный яхтенный брокер Андрей Шестаков. На сегодняшний день компания **Shestakov Yacht Sales Inc.** имеет большое количество яхт в **собственном списке продаж**, а также тесно сотрудничает со всеми крупными **яхтенными производителями** по всему миру.

Для того чтобы купить яхту **BREAD — KANTER** а также проконсультироваться по любому вопросу связанному с покупкой, продажей, чартером яхт позвоните по телефону **+7(918)465-66-44**.

ОГЛАВЛЕНИЕ

| | |
|-------------------------------|----|
| ОГЛАВЛЕНИЕ | 2 |
| ХАРАКТЕРИСТИКИ | 5 |
| Обзор | 5 |
| Основная информация | 5 |
| Размеры | 5 |
| Скорость, вместимость и масса | 6 |
| Размещение | 6 |
| Корпус и палуба | 6 |
| Информация о двигателе | 6 |
| ПОДРОБНОЕ ОПИСАНИЕ | 7 |
| About | 7 |
| Walkthrough | 7 |
| Galley | 9 |
| Electronics | 9 |
| Deck Equipment | 10 |
| Engine Room | 10 |
| Tankage | 10 |
| Remarks | 10 |
| Exclusions | 11 |
| Исключения | 11 |
| Отказ от ответственности | 11 |
| ФОТОГРАФИИ | 12 |
| Aft Deck | 12 |
| Aft Deck | 12 |
| Aft Deck | 12 |
| Aft Deck | 12 |
| Salon | 12 |
| Salon | 12 |

| | |
|-------------------------|----|
| Salon | 12 |
| Salon | 12 |
| Galley | 13 |
| Galley | 13 |
| Galley | 13 |
| Master Stateroom | 13 |
| Master Stateroom | 13 |
| Master Stateroom | 13 |
| Master Stateroom | 13 |
| Master Stateroom / Desk | 13 |
| Master Head | 14 |
| Master Head | 14 |
| Master Head | 14 |
| Master Head | 14 |
| Guest Stateroom | 14 |
| Guest Head | 14 |
| Guest Stateroom | 14 |
| Guest Head | 14 |
| Guest Stateroom | 15 |
| Guest Head | 15 |
| Guest Stateroom | 15 |
| Pilothouse / Helm | 15 |
| Pilothouse / Helm | 15 |
| Pilothouse / Settee | 15 |
| Skylounge / Staircase | 15 |
| Skylounge | 15 |
| Bow | 16 |
| Boat Deck / Forward | 16 |
| Bow | 16 |

| | |
|----------------------------|-----------|
| Bow | 16 |
| Bow / Settee | 16 |
| Boat Deck / Crane | 16 |
| Walk-Around Deck | 16 |
| Skylounge Deck | 16 |
| Hot Tub | 17 |
| Hot Tub | 17 |
| Hot Tub | 17 |
| Skylounge Deck | 17 |
| Skylounge Deck / Seating | 17 |
| Skylounge Deck | 17 |
| Skylounge Deck | 17 |
| Skylounge Deck / BBQ Grill | 17 |
| Engine Room | 18 |
| Engine Room | 18 |
| Engine Room | 18 |
| Engine Room | 18 |
| Other View | 18 |
| Other Profile | 18 |
| Aerial View | 18 |
| Profile | 18 |
| Other View | 19 |
| General Arrangement | 19 |
| КОНТАКТЫ | 20 |
| Контактная информация | 20 |
| Телефоны | 20 |
| Время работы | 20 |
| Адрес | 20 |

ХАРАКТЕРИСТИКИ

Обзор

PRELIMINARY SPECIFICATIONS "Bread" is without a doubt a true pleasure to show. Several of the world's major pedigree yards have built classic style cruisers over the last decade capturing the attention of yachtsmen and yachting enthusiasts alike. These departures from the ranks of modern mainstream designs combine the classic essence of early engine-driven yachts, with today's safety, navigational, and mechanical technology. **"Bread"** is one of the finest of these designs produced; hearken to the days of the early 20th Century Superyacht when the biggest of business tycoons, stars, iconic personalities, and royalty entertained aboard from local waterways to trips through the Caribbean. **"Bread"** is the yacht for the owner who never wants to worry about guests having to read every transom on the dock to know which to board. **"Bread"** stands alone in stature and demands attention on any waterway or in any marina setting in the World.

Основная информация

Тип судна: Моторная яхта

Модельный год: 2007

Год постройки: 2007

Год обновления: 2012

Страна: United States

Размеры

Длина общая: 137' 0" (41.76m)

Ширина: 23' 0" (7.01m)

Макс. осадка: 7' 8" (2.34m)

Скорость, вместимость и масса

Крейс. скорость: 10 Kts. (12 MPH)

Дальность на крейсерской скорости: 2500

Макс. скорость: 12 Kts. (14 MPH)

Чистый вес: 290 Pounds

Вместимость воды: 2000 Gallons

Вместимость сточного бака: 750 Gallons

Объем топливного бака: 6500 Gallons

Размещение

Всего кают: 4

Спальные места: 8

Всего ком. состава: 5

Каюта капитана: Да

Каюты экипажа: 3

Койки экипажа: 5

Корпус и палуба

Материал корпуса: Aluminum

Материал палубы: Aluminum

Комплектация корпуса: Long Keel

Информация о двигателе

Двигатели: 2

Производитель: Caterpillar

Модель: C-18

Тип двигателя: Inboard

Тип топлива: Diesel

ПОДРОБНОЕ ОПИСАНИЕ

About

"Bread" is without a doubt a true pleasure to show. Several of the world's major pedigree yards have built classic style cruisers over the last decade capturing the attention of yachtsmen and yachting enthusiasts alike. These departures from the ranks of modern mainstream designs combine the classic essence of early engine-driven motoryachts with today's safety, navigational, and mechanical technology.

"Bread" is one of the finest of these designs produced and her presence hearkens to the days of the early 20th Century superyacht when the biggest of business tycoons, stars, iconic personalities, and royalty entertained aboard from local waterways to trips through the Caribbean. *"Bread"* is the yacht for the owner who never wants to worry about guests having to read every transom on the dock to know which to board.

"Bread" stands alone in stature and demands attention on any waterway or in any marina setting in the World.

Walkthrough

"Bread" makes an impression from the moment one walks up to board her. The canoe stern towers above the transoms of other vessels her size and much larger. From the stern via the Passerelle you enter the large air conditioned Aft Deck which has a beautiful panoramic 220 degree view. This area serves as the main Dining area and doubles as a Lounge. There is a large oval teak dining table with 8 chairs and four director's style custom chairs with casual tables located outboard on each side of the main dining table. Forward are two bar stations; the port houses a wine chiller and two refrigeration drawers, and the starboard has two refrigeration banks. Forward of the Aft Deck are double doors leading into the full-beam Galley built to not only accommodate any style of food preparation and entertaining, but finished to the level of a fine home with commercial KitchenAid and Sub-Zero refrigeration with drawer banks, Wolf double ovens, Thermador 5-burner cook top, Sharp microwave, Miele Coffee station, Gaggenau dishwasher, and two separate deep well stainless sinks with Kalia brushed nickel faucets and TV. Abundant cabinet and pantry storage can be found throughout the Galley. From the port side of the Galley forward you enter the Salon, which is divided, into two separate spacious seating arrangements. The aft seating area is a comfortably quaint conversation group. The forward area features a large L-shaped seating arrangement, with coffee and end tables, and a neatly concealed television with an electric roll up painting covering it up when not in use. Rich raised panel woods adorn the walls and overhead coffered beam headliners. Aft to starboard in the Salon is a large day head and a Foyer with spiral stairway leading up to the Skylounge which has seating, a bar, and two televisions opposing each other in the forward corners of the Skylounge. The Skylounge has twin leather love seat couches outboard with cocktail tables, a bar forward with twin drawer refrigeration, large bin icemaker, sink, and bottle

storage. From the aft of the Skylounge double doors open aft up to the aft bridge entertainment area where there are opposing raised settees with tables, overhead sun sail shades, a large Jacuzzi, grill, and plenty of area to take in the views from the ship's aft bridge deck. Walking around the Skylounge is the massive Boat Deck positioned amidships. The Boat Deck offers several capable combinations of storage for tenders. Concealed in the decorative exhaust stack is a Nautical Structures Davit/Crane. Up a few steps forward there are four chaise lounge chairs positioned directly over the Pilothouse for sunning and cruising. Back down in the Foyer aft is another spiral staircase leading down to the Guest accommodations. Pecky Cypress is the primary wood on this level and the joinery work is impeccable. Four staterooms are beautifully arranged below deck with a common companionway amidship. From the landing aft is a storage cabinet with shelves and an electrical panel. Just aft of this cabinet door is the Owner's and Guest's laundry with Miele washer and dryer, shelves and drawer storage, and ironing station. The full-beam Master is aft with centerline king size bed, drawer storage underneath, drawer banks with marble tops outboard on both sides, make-up vanity to starboard and his and hers wardrobes forward. This stateroom features a large built-in TV with surround sound entertainment. The Master also has a very large en-suite his and her marble bathrooms adjoined by a common marble shower. Each head has abundant cabinet storage, beautiful marble vanity tops, with gold fixtures custom sinks, and lighting. Each side has its own toilet. The Guest staterooms are the largest I have seen on any yacht of this class and size, rivaling the accommodations of 50-60 meter class vessels. Moving forward to port is the VIP Suite with an athwartship king size bed with built-in end tables, reading lights, port lights with window coverings overhead, large hanging closet, TV, and a large en-suite bath with custom lighted marble vanity, sink, cabinets, large marble shower and toilet. Moving forward are two huge Guest Staterooms. The port Guest stateroom has an athwartship king size bed, with large end tables, three overhead portlights with window coverings, large hanging locker closet, and TV on the amidship bulkhead wall. This stateroom features an en-suite bath with custom lighted marble vanity, sink, cabinets, large marble shower and toilet positioned forward. Directly across the companionway to starboard is the third Guest Stateroom with nearly identical athwartship king-size bed, with large end tables, three overhead portlights with window coverings, large hanging locker closet, and TV on the amidship bulkhead wall. This stateroom features an en-suite bath with custom lighted marble vanity, sink, cabinets, large marble shower and toilet positioned aft. Back up to the main deck and forward of the Salon to starboard is an electric door that takes you to the Pilothouse via a starboard Companionway. The Pilothouse features 220 degree visibility at the wheel, a large chart table with settee and table to port. Also forward to port from the electric Salon door is a stairway leading down to the Crew area. The Crew quarters has a large galley with L-shaped settee and table, TV, full-size refrigerator, dishwasher, microwave, sink, abundant storage, and washer/dryer. The Captain's Quarters features a queen sized berth, TV, desk with printer/copier, hanging storage, and a large en-suite head with shower, lighted vanity, sink, under vanity cabinet storage and toilet. There are two mirrored crew cabins forward with over-under berths, en-suite head with shower, lighted vanity, sink with cabinet storage, and toilet.

From the aft of the Crew area is the Engine Room entrance.

Galley

- Wolf double ovens
- Sub-Zero wine chiller
- Kitchen Aid refrigerator
- Sub-Zero drawer refrigerators
- Sub-Zero refrigerator
- Sub-Zero icemaker
- Breeze Air freezer
- Gaggenau dishwasher
- Thermador cooktop

Audio Visual

- Kaleidescape System (2011)
- Crestron System with remotes (2011)
- Samsung LED Televisions
- Rotel Home Theater System

Electronics

- Naiad Quad Fin Zero Speed Stabilizers
- IntelliSea Navigation Suite with (5) 21" Flat Screens
- Furuno Navnet 3D
- Vector Jeppeson Charts
- Naiad Hydraulic 75 hp Bow Thruster
- Naiad hydraulic 60 hp Stern Thruster
- Hepworth Marine Windshield Wipers
- Jastram Rudder Angle Indicator
- Jastram Steering with Digital Controls and follow-up
- Carlisle Finch Searchlight Control
- Garmin GMI 10 Wind/Speed/Direction Indicator
- Simrad AP 50 Autopilot
- Sperry Marine Gyrocompass
- Kahlenberg Air Whistle and Air Horn
- ZF Throttle/Gear Selector Controls
- (2) Garmin GHS 10 VHF Radios with DSC and Remote Speaker
- Weems and Plath Barometer
- Nav Light Panel
- Bilge Pump Panel
- Exterior Lighting Control Panel for AC and DC

- SEAFIRE Emergency Fire Pull
- Atlas Shore Power System Emergency Shut-down
- Delta T System Remote Bypass
- Delta T System Remote Shutdown
- Wheelhouse Distribution Panel 120/208 volts 3-Phase 60 hz
- Marine Air Digital Control for Air Conditioning
- Vimar Red Overhead Night Light
- 12/24 VDC Distribution Panel

Deck Equipment

- Nautical Structures EBK 5,000 lb. Knuckle Crane (2011)
- Nautical Structures Hydraulic Articulating Stern Passerelle (2011)

Engine Room

- Twin Caterpillar C-18 main engines with 715hp new in 2011 (As of 2/27/2018 1,450 hours)
- (2) Northern Lights 99 kW Generators (As of 2/27/2018 3,250 / 3,000 hours)
- Atlas Shore Power Converter with Switch Gear
- (3) 12 Ton Dometic Chillers (2016)
- Alfa Laval Fuel Separator Centrifuge

Tankage

- Fuel 7,100 gallons
- Water 2,500 gallons
- Gray water 750 gallons
- Holding tank 750 gallons

Remarks

"Bread" was originally built in 2007 as a classic style 120' canoe stern motoryacht by Kanter. The engines, major mechanicals, driveline, quad fin Naiad Zero Speed Stabilizers, interior, and exterior wood were completed in 2012 through collaboration with Rolly Marine in Fort Lauderdale, FL and Rybovich Shipyard in West Palm Beach, FL. Careful attention was given to correct naval planning and architecture by Naval Architects Murray & Associates and Chris Holmes of Steller PM. The resulting product is a richly appointed, sea-kindly nostalgic masterpiece capable of entertaining large parties and comfortably accommodating eight owners and guests. **"Bread"** is the yacht for

the owner who never wants to worry about guests having to read every transom on the dock to know which one to board. "**Bread**" stands alone in stature and demands attention on any waterway or in any marina setting in the World.

Exclusions

IMPORTANT NOTE: Tenders shown in any photos of the Boat Deck do not belong to the yacht and are not included in the sale. "**BREAD**" is a registered name and does not convey. Exclusions are to include but are not limited to, all owner's personal items. A detailed list of exclusions will be provided at the time of sale, upon written request.

Исключения

При продаже яхты исключаются личные вещи владельца.

Отказ от ответственности

Компания предоставляет описание судна или яхты добросовестно, но не может гарантировать точность этой информации, а также не ручается за техническое состояние. Покупатель должен проинструктировать своих агентов или оценщиков исследовать представленную информацию более подробно, по собственному желанию. Продажа судна или яхты, изменение цены или снятие с продажи будет происходить без предварительного уведомления.

ФОТОГРАФИИ

Aft Deck



Aft Deck




Aft Deck



Aft Deck




Salon



Salon



Salon



Salon



Galley



Galley



Galley



Master Stateroom



Master Stateroom



Master Stateroom



Master Stateroom



Master Stateroom / Desk



Master Head



Master Head



Master Head



Master Head



Guest Stateroom



Guest Head



Guest Stateroom



Guest Head




Guest Stateroom



Guest Head




Guest Stateroom



Pilothouse / Helm




Pilothouse / Helm




Pilothouse / Settee



Skylounge / Staircase



Skylounge



Bow



Boat Deck / Forward



Bow




Bow



Bow / Settee




Boat Deck / Crane



Walk-Around Deck



Skylounge Deck



Hot Tub



Hot Tub



Hot Tub



Skylounge Deck



Skylounge Deck / Seating



Skylounge Deck



Skylounge Deck



Skylounge Deck / BBQ Grill



Engine Room



Engine Room



Engine Room




Engine Room



Other View




Other Profile



Aerial View



Profile



Other View



General Arrangement



КОНТАКТЫ

Андрей Шестаков (Andrey Shestakov) – ведущий яхтенный брокер отдела продаж яхт и судов компании Shestakov Yacht Sales Inc. Официальный представитель Shestakov Yacht Sales Inc. для русскоговорящих клиентов в центральном офисе компании в Майами/Форт Лодердейл/Флорида/США.

Контактная информация

Email: **andrey@shestakovyachtsales.com**

Web: shestakovyachtsales.com

Телефоны

Краснодарский край: **+7(918)465-66-44**

США, Майами, Флорида: **+1(954)274-4435**

Время работы

Понедельник – Суббота: **9:00 - 21:00** EDT

Воскресенье: **Закрето**

Адрес



Harbour Towne Marina, 850 NE 3rd St, STE 213, Dania, FL 33004