

THE SWEETNESS — SILVERTON



Builder: SILVERTON

Year Built: 2000

Model: Cruiser

Price: PRICE ON APPLICATION

Location: United States

LOA: 41' 0" (12.50m)

Beam: 14' 3" (4.34m)

Min Draft: 3' 10" (1.17m)

Cruise Speed: 15 Kts. (17 MPH)

Max Speed: 22 Kts. (25 MPH)

Our experienced yacht broker, Andrey Shestakov, will help you choose and buy a yacht that best suits your needs **The Sweetness — SILVERTON** from **our catalogue**. Presently, at **Shestakov Yacht Sales Inc.**, we have a wide variety of yachts available on **our sale's list**. We also work in close contact with all the big **yacht manufacturers** from all over the world.

If you would like to buy a yacht **The Sweetness — SILVERTON** or would like help answering any questions concerning purchasing, selling or chartering a yacht, please call **+1(954)274-4435**

TABLE OF CONTENTS

TABLE OF CONTENTS	2
SPECIFICATIONS	3
Overview	3
Basic Information	3
Dimensions	3
Speed, Capacities and Weight	4
Accommodations	4
Hull and Deck Information	4
Engine Information	4
PHOTOS	5
CONTACTS	8
Contact details	8
Telephones	8
Office hours	8
Address	8

SPECIFICATIONS

Overview

\$16k invested in new Garmin electronics. Trade for trawler considered. The apartment-size interior of the Silverton 410 Sport Bridge appeals to boaters looking for good living space. The salon is large with tall overheads that make a terrific entertaining area. The galley and dinette with a great view are “up and forward” with 180 panoramic windows for plenty of light. Built on a modified-V hull with a solid fiberglass bottom, the 410 uses Silverton’s signature “SideWalk” design, which elevates the side decks to create a truly spacious interior. Pushing the superstructure out to the sides of the boat to produce a full-beam salon that leaves room for a spacious twin-cabin layout forward. The aft cockpit is spacious for line handling and there is plenty of guest seating and a wet bar on the large fly-bridge. A transom door, radar arch, and bow pulpit are standard. Twin 425 HP gas inboards cruise at a modest 15 knots and reach a top speed in the low-20s.

***Current owners are delivery captains and are willing to deliver this vessel to any East Coast or Great Lakes destination after closing, at no charge, provided the new owners cover expenses.**

Basic Information

Category: Cruiser

Model Year: 2000

Year Built: 2000

Country: United States

Fly Bridge: Yes

Dimensions

LOA: 41' 0" (12.50m)

Beam: 14' 3" (4.34m)

Min Draft: 3' 10" (1.17m)

Clearance: 16' 0" (4.88m)

Speed, Capacities and Weight

Cruise Speed: 15 Kts. (17 MPH)

Max Speed: 22 Kts. (25 MPH)

Fuel Capacity: 2.113376416 Gallons

Accommodations

Total Cabins: 1

Total Heads: 1

Hull and Deck Information

Hull Material: Fiberglass

Engine Information

Engines: 2





Manufacturer: Crusader

Model: T-405HP 8.2L MPI

Engine Type: Inboard

Fuel Type: Gas/Petrol

PHOTOS







CONTACTS

Andrey Shestakov, leading yacht broker of the sales department of Shestakov Yacht Sales Inc. Shestakov Yacht Sales Inc., the official representative of the Miami/Fort Lauderdale FL headquarters.

Contact details

Email: **andrey@shestakovyachtsales.com**

Web: shestakovyachtsales.com/en/

Telephones

USA: **+1(954)274-4435**

Office hours

Monday – Saturday: **9:00 - 21:00** EDT

Sunday: **closed**

Address



Harbour Towne Marina, 850 NE 3rd St, STE 213, Dania, FL 33004