

LEE SEA ANNE 1 — CABO RICO



Судостроитель: CABO RICO

Год постройки: 1999

Модель: Крейсерская яхта

Цена: ЦЕНА ЯХТЫ ПО ЗАПРОСУ

Местонахождение: United States

Длина общая: 38' 0" (11.58m)

Ширина: 11' 6" (3.51m)

Макс. осадка: 5' 2" (1.57m)

Купить Lee Sea Anne 1 — CABO RICO а также выбрать подходящую вам яхту из нашего каталога яхт вам поможет опытный яхтенный брокер Андрей Шестаков. На сегодняшний день компания Shestakov Yacht Sales Inc. имеет большое количество яхт в собственном списке продаж, а также тесно сотрудничает со всеми крупными яхтенными производителями по всему миру.

Для того чтобы купить яхту Lee Sea Anne 1 — CABO RICO а также проконсультироваться по любому вопросу связанному с покупкой, продажей, чартером яхт позвоните по телефону **+7(918)465-66-44**.

ОГЛАВЛЕНИЕ

ОГЛАВЛЕНИЕ	2
ХАРАКТЕРИСТИКИ	3
Обзор	3
Основная информация	7
Размеры	7
Скорость, вместимость и масса	7
Размещение	7
Корпус и палуба	7
Информация о двигателе	7
ФОТОГРАФИИ	8
КОНТАКТЫ	13
Контактная информация	13
Телефоны	13
Время работы	13
Адрес	13

ХАРАКТЕРИСТИКИ

Обзор

BRAND NEW LISTING MARCH 2018

A rare find in the blue water capable market, Lee Sea Anne 1 is the last Cabo Rico 38 Pilothouse cutter ever made. She's owned by an experienced cruising couple that have opted to move on to the dark side of boating, aka a Trawler. The boat's very well equipped for cruising with many upgrades. Her exquisite yacht quality teak interior is notorious in the Cabo Rico brand.

RAYMARINE A75 Multi-Function Display (2015) Solar w/Blue Sky Regulator 25A MPPT w/remote display (2015) Newer Canvas including Bimini, Dodger, Side Panels, Main Sail Cover, Binnacle Cover and Winch Cover (2013) New Geneo and Staysail (2012) Boat Name Lee Sea Anne 1 Specs Keel: Full Engines Engine 1: Engine Brand: Yanmar Year Built: 1999 Engine Model: 4JH3E Engine Type: Inboard Engine/Fuel Type: Diesel Propeller: 3 blade propeller Drive Type: Direct Drive Engine Power: 56 HP Accommodations Number of single berths: 1 Number of double berths: 2 Number of cabins: 2 Number of heads: 1

Dimensions

LOA: 41 feet LWL: 38 feet Beam: 11 ft 6 inches Max Draft: 5 ft 2 inches Displacement: 21500 lbs

Auxiliary Diesel

Yanmar 56 hp 4-cylinder FWC model 4JH3E with remote oil filter. Fixed 3 blade bronze 18x12 prop. Two easily accessible switchable bulkhead mounted Series 90 Racor fuel filters with vacuum gauge and primary pump. Automatic fuel transfer pump. Kanzaki marine transmission. Aquamet SS Shaft w/Lasdrop dripless seal. Reverse oil evacuation pump. Engine room blower. Aqualift muffler. Deluxe panel with Oil/Temp/RPM/Volt gauges at inside helm station. Secondary panel at outside helm.

Tankage & Plumbing

Fuel: 102 gallons total in two FRP tanks integral to hull plus auxiliary bladder tank. Water: 140 gallons in two baffled FRP water tanks Waste: 40 gallons FRP waste holding tanks. Hot Water: 11 gallon Seaward stainless steel 110V hot water heater with engine heat transfer system. Jabs variable pressure 12V fresh water distribution pump eliminates need fro accumulator tank. Manual and Electric bilge pumps. Faucets by Moen and Skandvik. Strainers on all inlet hoses.

Galley

Located to starboard opposite head and SSB desk Twin deep stainless steel sinks with hot and cold pressure water in mixing faucet Dorian counter-tops with sink covers, Plenty of storage beneath Fresh äter foot pump, Filtered tap for drinking water, Hand pump for ice box drain Gimbaled Force 10 three (3) burner propane stove & oven with broiler Insulated box with Glacier Bay 12V water cooled holding plate system for freezer and refrigerator Trash bin, Fold down utility counter, Overhead hatch, Dorade vent overhead Spice Rack, Storage above & outboard with smoked plexi sliding doors Two (2) large louvered door lockers Propane-fume and carbon monoxide detectors 12V fan

Interior Appointments

Superior yacht quality hand rubbed hi-gloss varnished teak joinery throughout. Varnished teak and holly cabin sole throughout Teal ultra-suite upholstery White padded vinyl headliner Cruise-Air 15k but Reverse Cycle heating and air conditioning

Pilothouse Salon

Three steps up from galley and SSB desk forward: 360 degree visibility: One opening front and two opening side panels, wind shield wipers on front starboard panel for helm, Inside hydraulic steering to starboard with captains chair, L-shaped settee to port, Settee employs hydraulic lift to open cavernous stand-up work bench and utility closet area, Fold-out teak table on pedestal, hinged teak and holly cabin sole lifts for superiors engine access, Louvered door locker for Heat/AC installation, Overhead grab rails, Overhead hatch, Hinged 2x4 foot chart table folds up to enclose aft cabin entrance with underway or to be used as a buffet or serving area, two storage cupboards, window blinds, two steps up to cockpit through centerline companionway, two 12V fans, large CD storage bin.

Captains Desk

Located to port immediately aft of head, faces outboard, swing seat with backrest Lift-top chart table with storage beneath Book shelving & secure latched wine locker Six (6) storage drawers, Six (6) cupboards Operating station for SSB Opening port, 12V fan Electrical distribution breaker panel

Electrical Systems AC and DC

AC and DC Master Distribution panel with breakers 220V 50 amp shore power connector Single 110V 50 amp circuit in service Reverse Polarity indicator plus volt & ammeter Sentry 60 amp dual service battery charger Two (2) 4D AGM house batteries (2015) One (1) AGM engine start battery (2015) Two (2) Perko battery sector switches Palmar 140 A engine alternator with external multi-stage smart regulator Guest SVS battery system monitor 110V and 12v interior lighting (some LED's) Reading Lights by Cantaloupe 110V GFCI receptacles 12V exterior nav and running lights Heavy duty ground system 300 W Inverter

Communications & Navigation

Two (2) Ritchie compasses one at each helm ICOM ICM127 VHF at inside helm with DSC and GPS interface ICOM M710 SSB with Marine and Ham bands Insulated Back Stay w/AT130 Auto Tuner Raymarine RN300 w/WAAS at Pilothouse Hand Held Compass Raytheon 6000+ Linear II Hydraulic Drive Autopilot w/display at both helm stations Raytheon RL70 4kw Radar w/inside helm display Raytheon ST60 knot meter, depth sounder and wind speed/direction w/displays at both helms Clarion M309 Stereo AM/FM/CD Sirius Ready w/satellite antenna Bose Cabin and Cockpit Speakers

Aft Cabin

Located in aft starboard quarter with step down entrance from salon Full standing headroom with large double berth and storage beneath Shelving and secure lockers inboard and outboard Hanging locker 12V fan

Inside Helm

Located forward and to starboard in salon area, comfortable upholstered swivel pilot chair, full dash-board deluxe instrument panel, hydraulic wheel steering with electric disengage.

Head

Located to port immediately aft of forward cabin Separate stand-up shower stall with bench seat and locker above Separate shower sump with electric pump empties directly overboard Wilcox Crittenden Imperial manual marine toilet w/fresh water feed from tank eliminates odor! 40 gallon Fiberglass holding tank with deck pump out, overboard manual pump-out and Y-valve for direct overboard discharge Hot & Cold pressure water service Sundries and linen lockers Overhead vent, Overhead port 12V fan and GFCI outlets

Construction

The hull is single piece molded hand laid fiberglass with balsa. Deck is single piece molded hand laid bier glass with balsa core. Deck is thru-bolted and bonded to hull on internal glance. Teak toe rail, Hull rub rail with stainless steel striker. Modified full keel with encapsulated molded lead ballast. Rudder is mounted on aft end of keel. Propeller is protected in deek aperture. Keel stepped aluminum mast. Dual steering. Inside Helm station has Vetus hydraulic system which can be electronically disengaged to use pedestal mounted Edson cable & Quadrant steering in cockpit.

Cockpit

Dodger and bimini with connector on stainless steel frame. Edson pedestal mounted

mechanical wheel steering w/Vetus single lever engine control. Teak cockpit table and drink holder, Stern pulpit seats, Boarding gate, Fold-down boarding ladder, Cato stainless steel dinghy davits, Cockpit cushions and two folding foam seats. Two 10 lb aluminum propane tanks stored in ventres locker in stern lazaretto. Fail mounted Magma propane grill. Hot & Cold cockpit shower.

Spars & Rigging

Cutter rig. Sail area approximately 954 sq. ft. Charleston Spars double anodized mast and boom. Keel stepped single spreader mast. Pro Furl roller furling genoa and staysail. Genoa tracks mounted on cap rail. Self-tending staysail wth pedestal mounted club boom and adjustable track. Spare Halyard. Mechanical line boom vang. Insulated backstay with counterpoise in hull. Lewmar Winches include #48ST 2-speed primaries, #30ST 2-speed for mainsheet mounted on cabin top with SpinLock sheet stopper. Three mast mounted #30ST 2-speed halyard winches. Mast mounted #16ST reefing winch. Sails by Doyle: Triple-reef full battened main with Antal Car slides and Dutchman flaking system. Hi-Cut 120% genoa. Yankee cut staysail.

On Deck

Twin stainless steel bow rollers on bowsprit, Twin stainless steel foredeck cleats with closed stainless steel fairleads in deck bulwarks. Foredeck locker for windlass, lines and spare anchor. Stainless steel bow and stern pulpits, Stainless steel stanchions with double lifelines, mid-ship cleats with closed fairleads, teak hand rails on cabin top, saltwater foredeck wash down, Two cabin top dorado vents with stainless steel guards.

Ground Tackle

44# Delta with approximately 220ft HT chain 44# Danforth with approximately 30 ft HT chain and 200 feet rode Muir electric reverse direction anchor windlass with foot switches Independent chain and rope gypsies Chain stopper and snubber line.

Safety & Survival

ACR 406 Rapid (GPS) Fix EPIRB Mast mounted Blipper type Radar reflector Life Sling MOB system Firebox Xintex S-2A Propane/CNG fume detector Firebox Xintex CO alarm High Water Alarm Five (5) portable B1 dry chemical fire extinguishers Four (2) life vests and Two (2) offshore SOSpenders Coastal Medical kit

Основная информация

Тип судна: Крейсерская яхта

Модельный год: 1999

Год постройки: 1999

Страна: United States

Размеры

Длина общая: 38' 0" (11.58m)

Длина по ватерлинии: 38' 0" (11.58m)

Ширина: 11' 6" (3.51m)

Макс. осадка: 5' 2" (1.57m)

Скорость, вместимость и масса

Водоизмещение: 21500 Pounds

Вместимость воды: 140 Gallons

Вместимость сточного бака: 40 Gallons

Объем топливного бака: 102 Gallons

Размещение

Всего кают: 2

Всего ком. состава: 1

Корпус и палуба

Материал корпуса: Fiberglass

Информация о двигателе

Двигатели: 1


Производитель: Yanmar


Модель: 4JH3E



Тип двигателя: Inboard

Тип топлива: Diesel

ФОТОГРАФИИ











КОНТАКТЫ

Андрей Шестаков (Andrey Shestakov) – ведущий яхтенный брокер отдела продаж яхт и судов компании Shestakov Yacht Sales Inc. Официальный представитель Shestakov Yacht Sales Inc. для русскоговорящих клиентов в центральном офисе компании в Майами/Форт Лодердейл/Флорида/США.

Контактная информация

Email: andrey@shestakovyachtsales.com

Web: shestakovyachtsales.com

Телефоны

Краснодарский край: **+7(918)465-66-44**

США, Майами, Флорида: **+1(954)274-4435**

Время работы

Понедельник – Суббота: **9:00 - 21:00**
EDT

Воскресенье: **Закрето**

Адрес



Harbour Towne Marina, 850 NE 3rd St,
STE 213, Dania, FL 33004